



Parts Manual
VR-1056C
Forklift



022703AA

HOW TO USE THIS MANUAL

This Parts Manual applies to all [VR-1056C Forklifts](#).

When the Comm. # is not Known - Use the Word Index:

- Ingersoll-Rand's Word Index will make this item easy to locate. The Word Index is found in the very back of the book. The items listed are in alphabetical order and may be repeated several times depending on their functional descriptions.
- Let's assume you need to replace the [AIR CLEANER PRIMARY FILTER ELEMENT](#).

Use any of the functional words in the item description to locate the desired item. Example: The first listing for the Air Cleaner Primary Filter Element in the **Word Index** is: [Air Cleaner Primary Filter Element](#). The index shows the component will be found on page C-43 that is the **Parts List** page number for the [Air Cleaner Installation](#).

A

| | |
|--------------------------------------|-------------|
| A/C Harness | D-77, D-79 |
| A/C Switch | D-79 |
| Accumulator | H-165 |
| Accumulator Spool | C-41 |
| Accumulator Spring | C-23 |
| Actuator | H-91, H-153 |
| Adjuster Latch W/Handle | D-85 |
| Adjustment Arm | D-73 |
| Air Breather | C-7, C-25 |
| Air Cleaner | C-43 |
| Air Cleaner Primary Filter Element | C-43 |
| Air Cleaner Secondary Filter Element | C-43 |

- The item is also listed as:

[Element, Air Cleaner Primary Filter](#)
[Filter Element, Air Cleaner Primary](#)
[Primary Filter Element, Air Cleaner](#)

Using the Parts Identification Pages:

- The **PARTS IDENTIFICATION PAGES** consist of the **PARTS ILLUSTRATION** (even numbered pages) and the **PARTS LIST** (odd numbered pages).
- The **Parts Illustration** shows the assembly with its component parts identified by **Item Numbers**.
- On the **Parts List**, the components are listed in **Item Number** order as found in the **ITEM** column. Other information provided by the **Parts List** is the **Comm. Number** which will be required to order Genuine Ingersoll-Rand Replacement Parts, a **functional description**, the **quantity** required to assemble one complete assembly, and any additional **notes/ dimensions** required to help place your parts order.
- **For the example:** The [Air Cleaner Primary Filter Element](#) is listed under the [Air Cleaner \(Item 5\)](#), [Comm. Number 54484092](#), [Quantity of 1](#).

When the Comm. # is not known - Use the Table of Contents:

- Turn to the **TABLE OF CONTENTS** pages in the front of this manual. These pages show the major systems of the machine divided into **FUNCTIONAL GROUPS** (identified by capital letters).
- Find the **Functional Group** that best describes the area of the machine you are interested in. For example: [Air Cleaner Installation](#)
- See the sample **Table of Contents** shown below:

| ENGINE | |
|---|------|
| C | |
| Engine/Transmission Installation..... | C-2 |
| Transmission (13481130) - Effective with S/N 182443 - Internal Breakdown..... | C-6 |
| Transmission (54615711) - Prior to S/N 182443 - Internal Breakdown..... | C-24 |
| Air Cleaner Installation..... | C-42 |
| Exhaust Installation..... | C-44 |
| Radiator/Oil Cooler Installation..... | C-46 |
| Transmission Cooling Lines Installation..... | C-50 |
| Ether Start Installation - Optional..... | C-52 |

Listed under the **Functional Group** of [Engine](#) are **SECTIONS** (identified by numbers that describe major repairable components of that group. Find the listing that refers to the Air Cleaner Installation.

- Since the [Air Cleaner Primary Filter Element](#) is what needs to be replaced, refer to the parts listing for the [Air Cleaner Installation](#). The Air Cleaner used on your machine is found in **Functional Group C**, this makes up the first part of the page number. Turn to that section of the parts manual and find the parts listing on page **C-43** for the Air Cleaner ([54524418](#)).

When the Comm. # is Known - Use the Numerical Index:

- If you already know the **Comm. Number** (part number) for the item required, a **NUMERICAL INDEX** is provided in the back of the manual to assist you. Look up the **Comm. Number** desired and the **Numerical Index** will show the **Functional Group, Section, and Page Number** where the item can be found.

For our [Air Cleaner Primary Filter Element](#) Example: The **Comm. Number** 54484092 is found in the **Numerical Index**, it shows that component will be found on pages **C-43** that is the Parts List page for the Air Cleaner Installation.

TABLE OF CONTENTS
VR-1056C

| TITLE | PAGE |
|---|-------------|
| TABLE OF CONTENTS | A |
| ABBREVIATIONS USED IN THIS MANUAL | F |
| LUBRICANTS, FILTERS AND MANUALS. | H |
| RECOMMENDED SERVICE PARTS | J |

Section A - MAIN FRAME

| | |
|--------------------------------------|------|
| SHEETMETAL INSTALLATION | A-2 |
| ENGINE COVER ASSEMBLY | A-6 |
| FUEL TANK INSTALLATION. | A-8 |
| FUEL TANK ASSEMBLY | A-10 |
| HYDRAULIC TANK INSTALLATION. | A-12 |
| HYDRAULIC TANK ASSEMBLY | A-14 |
| FUEL LINES INSTALLATION | A-16 |
| FENDER INSTALLATION | A-18 |

Section B - AXLE

| | |
|---|------|
| AXLE INSTALLATION - EFFECTIVE WITH S/N 175808 | B-2 |
| FRONT AXLE (54511084) - INTERNAL BREAKDOWN. | B-6 |
| REAR AXLE (13264700) - INTERNAL BREAKDOWN. | B-18 |
| AXLE INSTALLATION - PRIOR TO S/N 175808. | B-30 |
| WHEEL AND TIRE ASSEMBLY | B-32 |

Section C - ENGINE/TRANSMISSION

| | |
|---|------|
| ENGINE/TRANSMISSION INSTALLATION | C-2 |
| TRANSMISSION (13481130) - EFFECTIVE WITH S/N 182443 -INTERNAL BREAKDOWN | C-6 |
| TRANSMISSION (54615711) - PRIOR TO S/N 182443 - INTERNAL BREAKDOWN. | C-24 |
| AIR CLEANER INSTALLATION | C-42 |
| EXHAUST INSTALLATION | C-44 |
| RADIATOR/OIL COOLER INSTALLATION. | C-46 |
| TRANSMISSION COOLING LINES INSTALLATION | C-50 |
| ETHER START INSTALLATION - OPTIONAL | C-52 |
| BLOCK HEATER INSTALLATION - OPTIONAL. | C-56 |

Section D - OPERATORS COMPARTMENT

| | |
|---|------|
| CAB INSTALLATION. | D-2 |
| CAB ASSEMBLY - EFFECTIVE S/N 189939, INCLUDING S/N 187221, 189750, 189751 AND 189752 | D-4 |
| OPEN CAB (13856570) - INTERNAL BREAKDOWN - EFF S/N 189939, 187221, 189750, 189751, 189752 | D-6 |
| ENCLOSED CAB (13443189) - INTERNAL BREAKDOWN - EFF S/N 189939, 187221, 189750, 189751, 189752 | D-14 |
| CAB ASSEMBLY - PRIOR TO S/N 189939 EXCLUDING S/N 187221, 189750, 189751 AND 189752 . | D-16 |

TABLE OF CONTENTS
VR-1056C

| TITLE | PAGE |
|---|-------------|
| OPEN CAB (13280680) - INTERNAL BREAKDOWN - PRIOR S/N 189939 EXC S/N 187221, 189750, 189751, 189752 | D-18 |
| ENCLOSED CAB (13265228) - INTERNAL BREAKDOWN - PRIOR TO S/N 189939 EXC S/N 187221, 189750, 189751, 189752 | D-24 |
| CAB DOOR ASSEMBLY (13191291) - INTERNAL BREAKDOWN | D-42 |
| IGNITION SWITCH PANEL ASSEMBLY | D-46 |
| CONSOLE ASSEMBLY - EFFECTIVE S/N 189939, INCLUDING S/N 187221, 189750, 189751 AND 189752 | D-48 |
| CONSOLE ASSEMBLY - PRIOR TO S/N 189939 EXCLUDING S/N 187221, 189750, 189751 AND 189752 | D-50 |
| GAUGE PANEL ASSEMBLY | D-52 |
| SWITCH PANEL ASSEMBLY | D-54 |
| CAB HEATER INSTALLATION - EFFECTIVE S/N 189939, INCLUDING S/N 187221, 189750, 189751 AND 189752 | D-56 |
| CAB HEATER INSTALLATION - PRIOR TO S/N 189939 EXCLUDING S/N 187221, 189750, 189751 AND 189752 | D-58 |
| HEATER VALVE (13200027) - PRIOR TO S/N 185254 - INTERNAL BREAKDOWN | D-60 |
| CAB AIR CONDITIONING INSTALLATION | D-62 |
| COMPRESSOR INSTALLATION | D-70 |
| COMPRESSOR ASSEMBLY | D-72 |
| CONDENSOR INSTALLATION | D-74 |
| AIR CONDITIONING HOSE INSTALLATION - EFF S/N 189939, INC S/N 187221, 189750, 189751 AND 189752 | D-76 |
| AIR CONDITIONING HOSE INSTALLATION - PRIOR TO S/N 189939 EXC S/N 187221, 189750, 189751, 189752 | D-80 |
| SEAT INSTALLATION | D-84 |
| MANUAL CASE, POINTER AND MIRROR INSTALLATION | D-86 |
| VANDAL COVER INSTALLATION - OPTIONAL | D-88 |
| SAFETY LABEL MANUAL INSTALLATION | D-90 |

Section E - ELECTRICAL

| | |
|--|------|
| WIRING HARNESS INSTALLATION | E-2 |
| RAS RELAY WIRING HARNESS INSTALLATION | E-8 |
| BATTERY AND HORN INSTALLATION | E-10 |
| DUAL BATTERY AND HORN INSTALLATION | E-12 |
| BACKUP ALARM INSTALLATION | E-14 |
| STABILIZER ASSEMBLY ELECTRICAL KIT - EFF S/N 189939, INC S/N 187221, 189750, 189751 AND 189752 - OPTIONAL | E-16 |
| STABILIZER ASSEMBLY ELECTRICAL KIT - PRIOR TO S/N 189939 EXC S/N 187221, 189750, 189751, 189752 - OPTIONAL | E-18 |
| BEACON LIGHT INSTALLATION - OPTIONAL | E-20 |
| ROAD/WORK/BOOM LIGHTS INSTALLATION - OPTIONAL | E-22 |
| WORKLIGHTS INSTALLATION - OPTIONAL | E-26 |
| STOP/TURN SIGNAL INSTALLATION - OPTIONAL | E-32 |
| BOOM LIGHTS INSTALLATION - OPTIONAL | E-36 |
| BOOM LIGHTS ASSEMBLY | E-38 |

TABLE OF CONTENTS
VR-1056C

| TITLE | PAGE |
|--|-------------|
| Section F - BOOM AND CARRIAGE | |
| BOOM INSTALLATION | F-2 |
| BOOM ASSEMBLY | F-4 |
| BOOM SECTION #1 | F-6 |
| BOOM SECTION #2 | F-10 |
| BOOM SECTION #2 - CHAIN SHEAVE ASSEMBLY | F-14 |
| BOOM SECTION #3 | F-16 |
| BOOM SECTION #3 - CHAIN SHEAVE ASSEMBLY | F-20 |
| BOOM SECTION #4 | F-22 |
| BOOM SECTION #4 TANDEM SHEAVE ASSEMBLY | F-26 |
| CROWD BOX ASSEMBLY - EFFECTIVE WITH S/N 173893 | F-28 |
| CROWD BOX ASSEMBLY - PRIOR TO S/N 173893 | F-32 |
| CROWD BOX CHAIN SHEAVE ASSEMBLY | F-36 |
| CROWD CYLINDER ASSEMBLY | F-38 |
| CROWD CYLINDER CHAIN SHEAVE ASSEMBLY | F-42 |
| QUICK-ATTACH CARRIAGE INSTALLATION | F-44 |
| QUICK-ATTACH APRON ASSEMBLY | F-46 |
| SIDE-TILT CARRIAGE INSTALLATION - OPTIONAL | F-48 |
| 48" SIDE TILT QUICK-ATTACH CARRIAGE (59199687) - INTERNAL BREAKDOWN | F-50 |
| 60" SIDE TILT QUICK-ATTACH CARRIAGE (59199695) - INTERNAL BREAKDOWN | F-52 |
| 72" SIDE TILT QUICK-ATTACH CARRIAGE (13198742) - INTERNAL BREAKDOWN | F-54 |
| 72" SWING CARRIAGE INSTALLATION - OPTIONAL | F-56 |
| 72" SWING CARRIAGE ASSEMBLY - OPTIONAL | F-58 |
| TRUSS BOOM INSTALLATION - OPTIONAL | F-60 |
| LOAD BUCKET INSTALLATION - OPTIONAL | F-62 |
| BLOCK FORKS INSTALLATION | F-64 |
| TAPERED FORKS INSTALLATION | F-66 |
| PINTLE HOOK INSTALLATION - OPTIONAL | F-68 |
| SCRAP GRAPPLE BUCKET INSTALLATION - OPTIONAL | F-70 |
| SCRAP BUCKET ASSEMBLY - OPTIONAL | F-72 |
| DRYWALL HANDLER INSTALLATION - OPTIONAL | F-74 |
| DRYWALL HANDLER ASSEMBLY, LEFT HAND | F-76 |
| DRYWALL HANDLER ASSEMBLY, RIGHT HAND | F-78 |
| Section G - DECALS AND PAINT | |
| DECAL INSTALLATION | G-2 |
| FLIP CHART ASSEMBLY | G-6 |
| CAB DECAL INSTALLATION | G-8 |
| Section H - HYDRAULICS | |
| HYDRAULIC PUMP, FILTER AND TANK ADAPTERS INSTALLATION | H-2 |
| HYDRAULIC PUMP ASSEMBLY | H-4 |
| HYDRAULIC PUMP (54640404) - INTERNAL BREAKDOWN | H-6 |
| HYDRAULIC FILTER ASSEMBLY | H-10 |
| HYDRAULIC PUMP AND FILTER HOSE ASSEMBLY - EFF S/N 189939, INCLUDING S/N 187221, 189750, 189751, 189752 | H-12 |

TABLE OF CONTENTS

VR-1056C

| TITLE | PAGE |
|---|-------|
| HYDRAULIC PUMP AND FILTER HOSE ASSEMBLY - PRIOR S/N 189939 EXC S/N 187221, 189750, 189751, 189752 | H-14 |
| STEERING AND BRAKE INSTALLATION | H-16 |
| STEERING COLUMN/ORBITAL ASSEMBLY | H-20 |
| BRAKE VALVE ASSEMBLY | H-22 |
| BRAKE VALVE (59113480) - INTERNAL BREAKDOWN | H-24 |
| STEERING SELECT VALVE ASSEMBLY | H-26 |
| STEERING AND BRAKE HOSE ASSEMBLY - EFF S/N 189939, INC S/N 187221, 189750, 189751 AND 189752 | H-28 |
| STEERING AND BRAKE HOSE ASSEMBLY - PRIOR TO S/N 189939 EXC S/N 187221, 189750, 189751, 189752 | H-32 |
| LIFT AND CROWD INSTALLATION | H-36 |
| LIFT AND CROWD HOSE ASSEMBLY - EFF S/N 189939 INC S/N 187221, 189750, 189751, 189752H-38 | |
| LIFT AND CROWD HOSE ASSEMBLY - PRIOR TO S/N 189939 EXC S/N 187221, 189750, 189751, 189752 | H-42 |
| FRAME LEVEL/FORK TILT INSTALLATION | H-46 |
| FRAME LEVEL/FORK TILT HOSE ASSEMBLY - EFF S/N 189939 INC S/N 187221, 189750, 189751, 189752 | H-50 |
| FRAME LEVEL/FORK TILT HOSE ASSEMBLY - PRIOR TO S/N 189939 EXC S/N 187221, 189750, 189751, 189752 | H-54 |
| DUAL JOYSTICK CONTROL INSTALLATION | H-58 |
| DUAL JOYSTICK ASSEMBLY | H-62 |
| MAIN MANIFOLD ASSEMBLY - DUAL JOYSTICKS | H-64 |
| MAIN MANIFOLD - DUAL JOYSTICKS (13264742) - INTERNAL BREAKDOWN | H-66 |
| HOSE INSTALLATION - DUAL JOYSTICKS | H-68 |
| LIFT/CROWD VALVE ASSEMBLY - DUAL JOYSTICKS | H-72 |
| SINGLE JOYSTICK CONTROL INSTALLATION - EFF S/N 189939 INC S/N 187221, 189750, 189751 AND 189752 | H-74 |
| SINGLE JOYSTICK ASSEMBLY - EFF S/N 189939 INC S/N 187221, 189750, 189751 AND 189752 .. | H-76 |
| MAIN MANIFOLD ASSEMBLY - SINGLE JOYSTICK - EFF S/N 189939 INC S/N 187221, 189750, 189751 AND 189752 | H-78 |
| MAIN MANIFOLD SUBASSEMBLY - SINGLE JOYSTICK - EFF S/N 189939 INC 187221, 189750, 189751, 189752 | H-80 |
| HOSE INSTALLATION - SINGLE JOYSTICK - EFF S/N 189939 INC S/N 187221, 189750, 189751 AND 189752 | H-82 |
| LIFT/CROWD VALVE ASSEMBLY - SINGLE JOYSTICK - EFF S/N 189939 INC S/N 187221, 189750, 189751, 189752 | H-84 |
| LIFT/CROWD VALVE (13264643) - INTERNAL BREAKDOWN - EFF S/N 189939 INC 187221, 189750, 189751, 189752 | H-86 |
| SINGLE JOYSTICK CONTROL INSTALLATION - PRIOR S/N 189939 EXC S/N 187221, 189750, 189751 AND 189752 | H-94 |
| SINGLE JOYSTICK ASSEMBLY - PRIOR S/N 189939 EXC S/N 187221, 189750, 189751 AND 189752 - SHEET | H-96 |
| JOYSTICK (13266697) - PRIOR S/N 189939 EXC S/N 187221, 189750, 189751 AND 189752 - INTERNAL BREAKDOWN | H-100 |
| MAIN MANIFOLD ASSEMBLY - SINGLE JOYSTICK - PRIOR S/N 189939 EXC S/N 187221, 189750, 189751 AND 189752 | H-102 |
| MAIN MANIFOLD - SINGLE JOYSTICK (13264759) - PRIOR TO S/N 189939 EXC 187221, 189750, 189751, 189752 - BREAKDOWN | H-104 |
| HOSE INSTALLATION - SINGLE JOYSTICK - PRIOR S/N 189939 EXC S/N 187221, 189750, 189751 AND 189752 | H-106 |
| LIFT/CROWD VALVE ASSEMBLY - SINGLE JOYSTICK - PRIOR S/N 189939 EXC S/N 187221, 189750, | |

TABLE OF CONTENTS
VR-1056C

| TITLE | PAGE |
|--|-------------|
| 189751, 189752 | H-110 |
| STABILIZER HYDRAULICS INSTALLATION - EFF S/N 189939 INC S/N 187221, 189750, 189751 AND 189752 - | H-112 |
| STABILIZER HYDRAULICS INSTALLATION - PRIOR S/N 189939 EXC S/N 187221, 189750, 189751 AND 189752 | H-116 |
| STABILIZER VALVE (13173331) - INTERNAL BREAKDOWN | H-122 |
| STABILIZER ASSEMBLY | H-124 |
| REAR AXLE STABILIZER INSTALLATION..... | H-128 |
| RAS CYLINDER (13173257) - INTERNAL BREAKDOWN..... | H-132 |
| SINGLE FUNCTION AUXILIARY HYDRAULICS - EFFECTIVE WITH S/N 173893 - OPTIONAL | H-134 |
| SINGLE FUNCTION AUXILIARY HYDRAULICS - PRIOR TO S/N 173893 - OPTIONAL | H-140 |
| LIFT/CROWD VALVE ASSEMBLY - DUAL JOYSTICKS | H-144 |
| LIFT/CROWD VALVE ASSEMBLY - SINGLE JOYSTICK | H-146 |
| LIFT/CROWD VALVE (13315379) - SINGLE JOYSTICK - INTERNAL BREAKDOWN | H-148 |
| TANDEM SHEAVE ASSEMBLY..... | H-156 |
| HYDRAULIC BRACKET INSTALLATION | H-158 |
| HYDRAULIC TEST PORT INSTALLATION - EFF S/N 189939 INC S/N 187221, 189750, 189751 AND 189752 - OPTIONAL..... | H-160 |
| HYDRAULIC TEST PORT INSTALLATION - PRIOR TO S/N 189939 EXC S/N 187221, 189750, 189751 AND 189752 - OPTIONAL | H-162 |
| HYDRAULIC PILOT CIRCUIT INSTALLATION..... | H-164 |

Section I - SCHEMATICS

| | |
|--|-----|
| ELECTRICAL SCHEMATIC - EFFECTIVE S/N 189939, INC S/N 187221, 189750, 189751 AND 189752 . I-3 | |
| ELECTRICAL SCHEMATIC - PRIOR TO S/N 189939 EXC S/N 187221, 189750, 189751 AND 189752 . . I-6 | |
| HYDRAULIC SCHEMATIC - EFFECTIVE S/N 189939, INC S/N 187221, 189750, 189751 AND 189752 . . I-9 | |
| HYDRAULIC SCHEMATIC - PRIOR TO S/N 189939 EXC S/N 187221, 189750, 189751 AND 189752 . . . I-10 | |
| WORD INDEX..... | W-1 |
| NUMERIC INDEX | X-1 |

STANDARD ABBREVIATIONS

| | | | |
|---------|----------------------------------|------|---------------------------------|
| AC | Alternating Current | Ref | Reference |
| A/R | As Required | RH | Right Hand |
| ARC | Authorized Rebuilt Component | RHSS | Round Head SelfTapping Screw |
| Assy | Assembly | ROPS | Roll-Over Protection System |
| BHCS | Button Head Cap Screw | RPM | Revolutions Per Minute |
| Cu Yd | Cubic Yard | SAE | Society of Automotive Engineers |
| Cyl | Cylinder | Sec | Section |
| DC | Direct Current | SFH | Slotted Fillister Head |
| Dia | Diameter | SHCS | Socket Head Cap Screw |
| Eff | Effective | SMV | Slow Moving Vehicle |
| FHCS | Flat Head Cap Screw | S/N | Serial Number |
| F-N-R | Forward-Neutral-Reverse | SPST | Single Pole/Single Throw |
| FOPS | Falling Object Protection System | S.T. | Self-Tapping |
| F/P | Fork Positioning | Std | Standard |
| Gr | Grade | Str | Straight |
| HHCS | Hex Head Cap Screw | Sw S | wivel |
| HHMS | Hex Head Machine Screw | Tach | Tachometer |
| HSBHCS | Hex Socket Button Head Cap | Temp | Temperature |
| Screw | | Thd | Thread |
| ID | Inside Diameter | Thk | Thick |
| LH | Left Hand | Typ | Typical |
| M | Metric | UNC | Unified Coarse |
| MIK | Maintenance Interval Kit | UNF | Unified Fine |
| mm | Millimeter | Univ | Universal |
| Nat Asp | Naturally Aspirated | Var | Variable |
| Neg | Negative | V | Volt |
| NSS | Not Sold Separately | VPM | Vibrations Per Minute |
| NSVA | Non Serviceable Assembly | Wgt | Weight |
| OD | Outside Diameter | w/ | With |
| Pos | Positive | w/o | Without |
| PSI | Pounds per Square Inch | Wp | Weatherproof |
| Q/A | Quick-Attach | | |

Rev01/02/01

*****Always use Ingersoll-Rand Replacement parts!*****

**LUBRICANTS, FILTERS AND
MANUALS**



Lubricants, Filters And Manuals

LUBRICANTS

| | 1 Qt. | 1 Gal. | 5 Gal. | 55 Gal. |
|---|----------|----------|----------|----------|
| IR All-Season Premium Hydraulic Oil | n/a | n/a | 59045179 | 59045187 |
| IR Multi-Purpose Premium Engine Oil | 59022343 | 59023507 | 57022327 | 59022335 |
| IR Premium Limited-Slip Component Lubricant | 13248455 | 13248463 | 59022418 | 59022426 |
| IR Premium Multi-Purpose ATF | 13248471 | 13248489 | 59023572 | 59023580 |
| IR Synthetic Component Lubricant | 13248430 | 13248448 | 59877597 | 59022459 |
| IR Synthetic Plus Component Lubricant | 13248414 | 13248422 | 59046177 | 59046165 |

FILTERS

| | | Quantity |
|-------------------------|----------|----------|
| Engine Oil Filter | 13284716 | 1 |
| Primary Fuel Filter | 13284708 | 1 |
| Inline Fuel Filter | 58827932 | 1 |
| Transmission Oil Filter | 13284450 | 1 |
| Hydraulic Oil Filter | 59124677 | 1 |

MANUALS

| | |
|------------------------------|----------|
| Parts Manual | 43897685 |
| Operation/Maintenance Manual | 13858352 |
| Engine Operation Manual | 13308853 |
| Engine Parts Manual | 13368212 |
| Safety Label Manual | 13341466 |
| Safety Manual | 59985069 |

RECOMMENDED SERVICE PARTS



Recommended Service Parts

| <u>Assembly</u> | <u>Description</u> | <u>Y1</u> <u>Qty</u> | <u>Y2</u> <u>Qty</u> | <u>Y3</u> <u>Qty</u> | <u>CPN</u> |
|--------------------------|--|-------------------------|-------------------------|-------------------------|------------|
| Air Cleaner | | | | | |
| | Air Cleaner | | | 1 | 54524418 |
| | Air Cleaner Primary Filter Element | 1 | 1 | 1 | 54484092 |
| | Air Cleaner Secondary Filter Element | 1 | 1 | 1 | 54493259 |
| Axle and Wheels | | | | | |
| | Front Drive Shaft Assembly | | | 1 | 59255612 |
| | Rear Drive Shaft Assembly | | | 1 | 59224550 |
| | Frame Level Cylinder | | | 1 | 13224969 |
| | Frame Level Cylinder Locknut | | | 1 | 56944465 |
| | Rim (Standard) | | | 1 | 13252713 |
| | Tire (Standard) | | | 1 | 59169656 |
| | Air Valve (Foamless Wheel & Tire Assemblies) | | | 1 | 59524447 |
| | Wheel Nut | | 20 | | 59163758 |
| Boom and Carriage | | | | | |
| | <i>Boom Installation</i> | | | | |
| | Tilt Compensation Cylinder | | | 1 | 59221895 |
| | Lift Cylinder | | | 1 | 59221887 |
| | Fork Tilt Cylinder | | | 1 | 59221770 |
| | Bearing | | 2 | | 50268127 |
| | Anchor | | 5 | | 59455154 |
| | Pivot Pin | | | 2 | 13217823 |
| | Cylinder Pivot Pin | | 1 | | 13232244 |
| | <i>Boom Section #1</i> | | | | |
| | Shim Plate | | 2 | | 59269134 |
| | Shim Plate | | 2 | | 59135194 |
| | Shim Plate | | 2 | | 59136804 |
| | Shim Plate | | 3 | | 59100941 |
| | Bearing | | 2 | | 50268127 |
| | Anchor | | 2 | | 59455154 |
| | Wear Pad | | 2 | | 13156781 |
| | Wear Pad | | 3 | | 13156799 |
| | Wear Pad | | | 2 | 13243639 |
| | Pin | | | 1 | 59454801 |

RECOMMENDED SERVICE PARTS

VR-1056C

| <u>Assembly</u> | <u>Description</u> | <u>Y1</u> <u>Qty</u> | <u>Y2</u> <u>Qty</u> | <u>Y3</u> <u>Qty</u> | <u>CPN</u> |
|-----------------|------------------------------|-------------------------|-------------------------|-------------------------|------------|
| | <i>Boom Section #2</i> | | | | |
| | Shim Plate | | 1 | | 59269134 |
| | Shim Plate | | 1 | | 59135194 |
| | Shim Plate | | 1 | | 59136804 |
| | Shim Plate | | 1 | | 59100941 |
| | Wear Pad | | 1 | | 13156781 |
| | Wear Pad | | 1 | | 13156799 |
| | Wear Pad | | | 1 | 13243639 |
| | Chain Anchor Pin | | 1 | | 59456962 |
| | Base Ring | | | 1 | 59462895 |
| | <i>Boom Section #3</i> | | | | |
| | Shim Plate | | 1 | | 59269134 |
| | Shim Plate | | 1 | | 59135194 |
| | Shim Plate | | 1 | | 59136804 |
| | Shim Plate | | 1 | | 59100941 |
| | Wear Pad | | 1 | | 13156781 |
| | Wear Pad | | 1 | | 13156799 |
| | Wear Pad | | | 1 | 13243639 |
| | <i>Boom Section #4</i> | | | | |
| | Chain Anchor Pin | | 1 | | 59456962 |
| | Inner Tube | | | 1 | 59299099 |
| | Outer Tube | | | 1 | 59299081 |
| | Cable | | | 1 | 59298406 |
| | Cover Plate | | | 1 | 59607200 |
| | Sheave | | | 1 | 13334552 |
| | Sheave Bracket | | | 1 | 13168752 |
| | Sheave Bracket | | | 1 | 59297291 |
| | Sheave | | 1 | | 13856604 |
| | Shim Plate | | 1 | | 59115873 |
| | Wear Pad | | 1 | | 59115857 |
| | <i>Crowd Cylinder</i> | | | | |
| | Crowd Cylinder | | | 1 | 59282723 |
| | <i>Quick-Attach Carriage</i> | | | | |
| | Pin | | 1 | | 13232251 |
| | Cylinder Pivot Pin | | 1 | | 13232244 |
| | Anchor | | 2 | | 59455154 |
| | 48" Load Arm | | | 1 | 58793209 |

| <u>Assembly</u> | <u>Description</u> | <u>Y1</u> <u>Qty</u> | <u>Y2</u> <u>Qty</u> | <u>Y3</u> <u>Qty</u> | <u>CPN</u> |
|-------------------|-----------------------------------|-------------------------|-------------------------|-------------------------|------------|
| | 60" Load Arm | | | 1 | 58793191 |
| | 72" Load Arm | | | 1 | 58793183 |
| | Plate | | | 2 | 59451815 |
| | Apron Handle | | 1 | | 13199393 |
| | Handle | | 1 | | 59129593 |
| | Threaded Rod | | 2 | | 13161872 |
| | Rod End | | 2 | | 59101774 |
| | Shim | | 2 | | 59181248 |
| | Quick-Attach Apron | | | 1 | 13187364 |
| | Rubber Stop Pin | | | 1 | 13195862 |
| Electrical | | | | | |
| | Power Relay with Diodes | 1 | 1 | 1 | 13316831 |
| | Relay | 1 | 1 | 1 | 59436899 |
| | Battery | | | 1 | 59436931 |
| | Battery Hold Down | | | 1 | 59181875 |
| | Horn | | 1 | | 13111422 |
| | Switch | | 1 | | 59112011 |
| | Fuse, 10 A | | 1 | | 59325712 |
| | Fuse, 15 A | | 1 | | 59483339 |
| | Fuse, 20 A | | 1 | | 59398016 |
| | Diode Assembly | | | 1 | 59149146 |
| Engine | | | | | |
| | Engine Oil Filter | 1 | 1 | 1 | 13284716 |
| | Fuel Filter | 1 | 1 | 1 | 13284708 |
| | Inline Fuel Filter | 1 | 1 | 1 | 58827932 |
| | Fan Belt | | 1 | | 13284732 |
| | Starter | | | 1 | 13284724 |
| | Alternator | | | 1 | 13852256 |
| | Transmission Temperature Sender | | | 1 | 59302554 |
| | Engine Oil Pressure Sender | | 1 | | 58878000 |
| | Suction Fan | | 1 | | 59023747 |
| | Engine Coolant Temperature Sender | | 1 | | 59816322 |
| | Engine Oil Pressure Switch | | | 1 | 59124578 |
| | Muffler | | | 1 | 58933623 |
| | Exhaust Clamp | | | 2 | 59179218 |
| | Tail Pipe | | | 1 | 13195912 |
| | Radiator Cap | 1 | 1 | 1 | 13281571 |

RECOMMENDED SERVICE PARTS

VR-1056C

| <u>Assembly</u> | <u>Description</u> | <u>Y1</u> <u>Qty</u> | <u>Y2</u> <u>Qty</u> | <u>Y3</u> <u>Qty</u> | <u>CPN</u> |
|-------------------------|--------------------------------|-------------------------|-------------------------|-------------------------|------------|
| | Upper Radiator Hose | | | 1 | 59887182 |
| | Lower Radiator Hose | | | 1 | 13307863 |
| | Lower Radiator Hose | | | 1 | 13307871 |
| Frame | | | | | |
| | Cable | | | 1 | 59436741 |
| | Ferrule | | | 1 | 59436758 |
| | Fuel Level Sender | | 1 | | 59129528 |
| | Fuel Cap | | 1 | | 59182428 |
| | Magnetic Plug | | 1 | | 59144428 |
| | Hydraulic Tank | | | 1 | 13258439 |
| | Hydraulic Tank Cap | | 1 | | 59182410 |
| | Fuel Tank | | | 1 | 13258314 |
| Hydraulics | | | | | |
| | Hydraulic Pump | | | 1 | 54640404 |
| | Hydraulic Filter | 1 | 1 | 1 | 59124677 |
| | Steering Control Unit | | | 1 | 13267596 |
| | Brake Valve | | | 1 | 59113480 |
| | Steering Selector Valve | | | 1 | 13163274 |
| | Pressure Switch | | 1 | | 13259189 |
| | Pressure Reducer | | 2 | | 13284633 |
| | <i>Stabilizer</i> | | | | |
| | Stabilizer Valve | | | 1 | 13173331 |
| | Stabilizer Cylinder | | | 1 | 59221812 |
| | Bearing | | 2 | | 58951674 |
| | Anchor | | 2 | | 59455154 |
| Instrument Panel | | | | | |
| | Ignition Switch | | 1 | | 13316849 |
| | Ignition Switch Key | 1 | 1 | 1 | 58917261 |
| | Ignition Switch Cover | | 1 | | 58892902 |
| | Fuel Level Gauge | | 1 | | 59046920 |
| | Voltmeter | | | 1 | 59044297 |
| | Oil Pressure Gauge | | 1 | | 59046904 |
| | Transmission Temperature Gauge | | | 1 | 59113761 |
| | Water Temperature Gauge | | | 1 | 59132324 |
| | Hourmeter | | 1 | | 59165001 |
| | Parking Brake Switch | | | 1 | 54666094 |
| | Brake Test Switch | | | 1 | 54666102 |

| <u>Assembly</u> | <u>Description</u> | <u>Y1</u> <u>Qty</u> | <u>Y2</u> <u>Qty</u> | <u>Y3</u> <u>Qty</u> | <u>CPN</u> |
|-----------------------------|---|-------------------------|-------------------------|-------------------------|------------|
| | Indicator Light | | 1 | | 59816447 |
| Operator Compartment | | | | | |
| | Horn Button | | 1 | | 59159558 |
| | Spinner Kit | | | 1 | 59199141 |
| | Transmission Shifter | | 1 | | 59113696 |
| | Level Gauge | | | 1 | 59181545 |
| | Heater Valve - Eff S/N 185254 | | | 1 | 13831698 |
| | Heater Valve - Prior to S/N 185254 | | | 1 | 13200027 |
| | <i>Note: Heater Valve 13200027 can be replaced with Heater Valve 13831698 if both the Wire Harness, 13200035, and Control Panel, 13254644, are replaced at the same time with part numbers 13843123 and 13843131, respectively.</i> | | | | |
| | <i>Open Cab</i> | | | | |
| | Rear Wiper Arm | | 1 | | 59072694 |
| | Wiper Blade | | 1 | | 59194514 |
| | Wiper Motor Kit | | 1 | | 59194548 |
| | <i>Enclosed Cab</i> | | | | |
| | Front Window | | | 1 | 13174081 |
| | Sliding Window | | | 1 | 59154641 |
| | Rear Wiper Arm | | 1 | | 59072694 |
| | Wiper Blade | | 1 | | 59194514 |
| | Wiper Motor Kit | | 1 | | 59194548 |
| | Armrest | | 1 | | 54473004 |
| | Defrost Fan | | | 1 | 59154757 |
| | Door Strap | | | 1 | 59142851 |
| | Outside Door Latch | | | 1 | 59142661 |
| | Inside Latch Handle | | | 1 | 59154955 |
| | Door Key | | 1 | | 59155598 |
| Kits | | | | | |
| | VR-1056C Decal Kit | | 1 | | 13314638 |
| | Frame Level Cylinder Seal Kit | | | 1 | 13248505 |
| | Tilt Compensation Cylinder Seal Kit | | | 1 | 13421896 |
| | Fork Tilt Cylinder Seal Kit | | | 1 | 13281431 |
| | Crowd Cylinder Seal Kit | | | 1 | 13284138 |
| | Brake Valve Seal Kit | | 1 | | 59154617 |

| <u>Assembly</u> | <u>Description</u> | <u>Y1</u> <u>Qty</u> | <u>Y2</u> <u>Qty</u> | <u>Y3</u> <u>Qty</u> | <u>CPN</u> |
|---------------------------|----------------------------------|-------------------------|-------------------------|-------------------------|------------|
| | Stabilizer Cylinder Seal Kit | | | 1 | 13284120 |
| Optional Equipment | | | | | |
| | <i>Wheel and Tire Assemblies</i> | | | | |
| | Foam Filled Tire | | | 1 | 54503016 |
| | <i>72" Swing Carriage</i> | | | | |
| | Hydraulic Cylinder | | | 2 | 13170147 |
| | Counterbalance Valve | | | 2 | 58874751 |
| | Seal Kit | | | 1 | 54728886 |
| | Bearing | | | 1 | 50275395 |
| | Flow Control Valve | | | 1 | 13170188 |
| | Cover Plate | | | 2 | 59583450 |
| | <i>Truss Boom</i> | | | | |
| | 12' Truss Boom | | | 1 | 59199513 |
| | 15' Truss Boom | | | 1 | 13165477 |
| | <i>Load Bucket</i> | | | | |
| | Load Bucket | | | 1 | 59149484 |
| | <i>Tapered Forks</i> | | | | |
| | 48" Tapered Fork | | | 1 | 59272583 |
| | 60" Tapered Fork | | | 1 | 59272591 |
| | <i>Scrap Grapple Bucket</i> | | | | |
| | Cylinder | | | 1 | 59110932 |
| | Seal Kit | | | 1 | 59231282 |
| | <i>Block Heater</i> | | | | |
| | Block Heater | | | 1 | 59118521 |
| | <i>Worklights</i> | | | | |
| | Work Lamp | | 2 | | 43804483 |
| | Cable Seal | | | 3 | 59854877 |
| | <i>Stop/Turn Signal</i> | | | | |
| | Brake Light Switch | | | 1 | 59157792 |

+ Designates parts that are to be replaced within the specified time intervals as stated in the maintenance schedule.

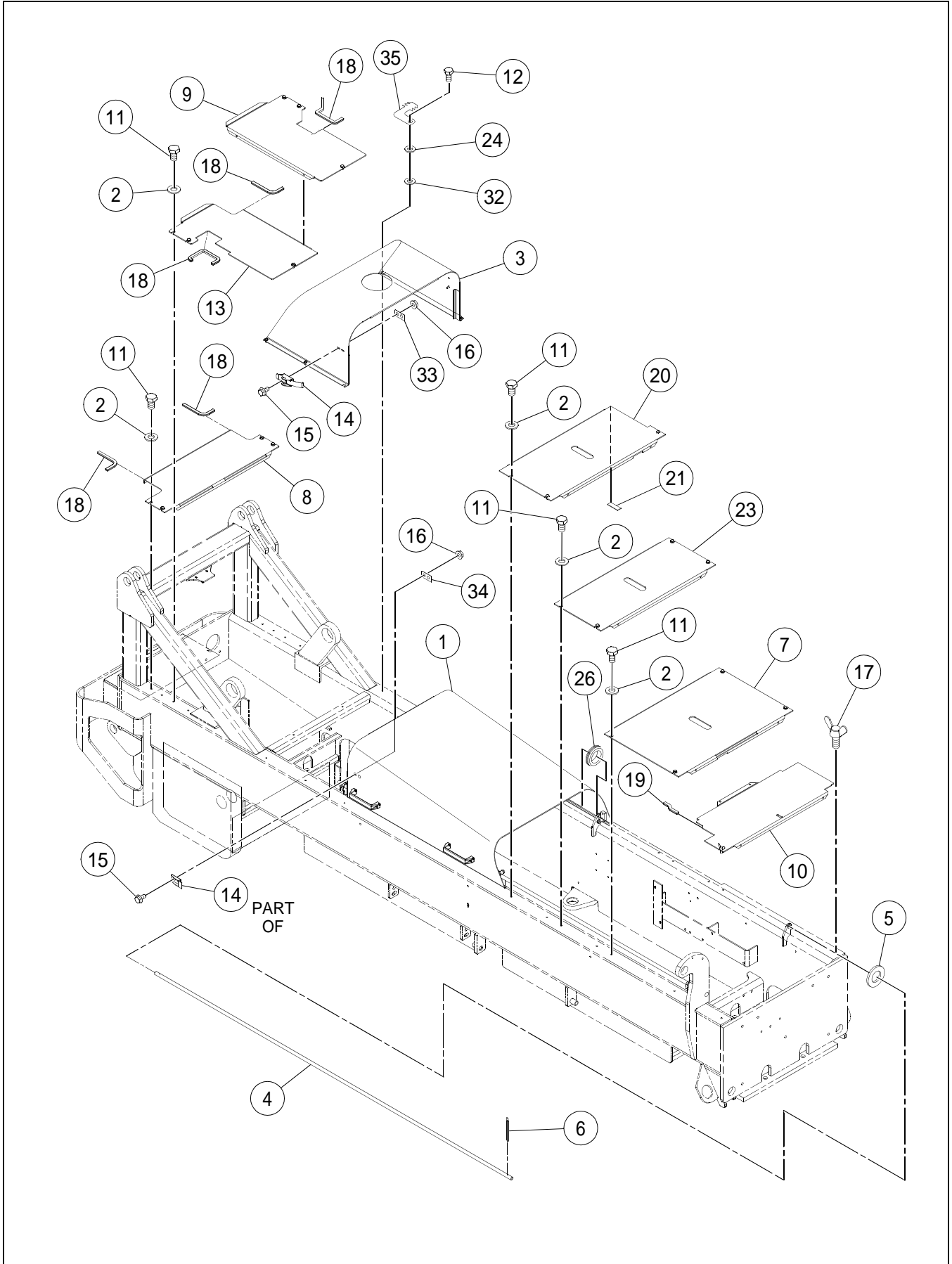
*****Always use Ingersoll-Rand Replacement parts!*****

Section A - MAIN FRAME



SHEETMETAL INSTALLATION - SHEET 1 OF 2

Dwg D13315403/01/01



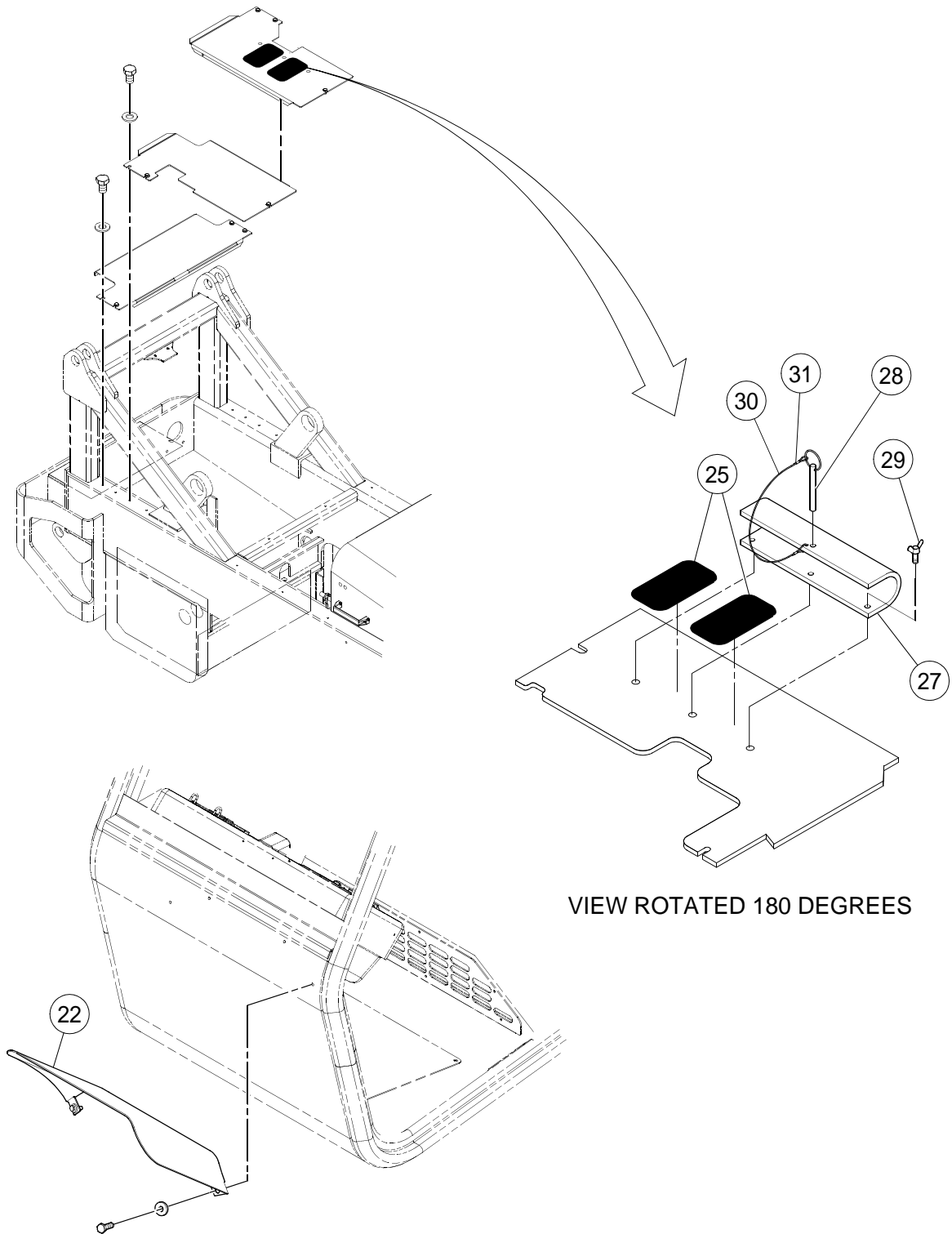
SHEETMETAL INSTALLATION - SHEET 1 OF 2

BOM 13360474, 13315403, 13306006

| ITEM | COMM. NO. | DESCRIPTION | QTY | DIMENSIONS/NOTES |
|----------|-------------|---|----------|-------------------------|
| ** | 13323415 | Main Frame | 1 | |
| 1 | NSVA | Engine Cover Assembly | 1 | See Page A - 6. |
| 2 | 96741046 | Flatwasher, Zinc Plated | 19 | M10 CI 200 |
| 3 | 13883863 | Rear Cover | 1 | |
| 4 | 13158340 | Slide Bar | 2 | |
| 5 | 95922423 | Flatwasher, Zinc Plated | 4 | 3/4 |
| 6 | 95923926 | Cotter Pin | 4 | |
| 7 | 59115469 | Front Plate | 1 | |
| 8 | 13315437 | Rear Deck Plate, RH | 1 | |
| 9 | 13375456 | Rear Deck Plate, LH (Eff with S/N 175808) | 1 | |
| - | 13315445 | Rear Deck Plate, LH (Prior to S/N 175808) | 1 | |
| 10 | 13318795 | Front Deck Plate | 1 | |
| 11 | 96701479 | HHCS, Fully Threaded, Zinc Plated | 19 | M10 x 1.5 x 16 CI 8.8 |
| 12 | 96703863 | HHCS, Zinc Plated (Eff with S/N 175808) | 6 | M20 x 2.5 x 150 CI 10.9 |
| - | 96702824 | HHCS, Fully Threaded, Zinc Plated (Prior to S/N 175808) | 6 | M8 x 1.25 x 20 CI 8.8 |
| 13 | 13375464 | Rear Plate, RH (Eff with S/N 175808) | 1 | |
| - | 13315452 | Rear Plate, RH (Prior to S/N 175808) | 1 | |
| 14 | 54496328 | Draw Latch | 1 | |
| 15 | 96704564 | HHCS, Fully Threaded, Zinc Plated | 4 | M6 x 1.0 x 20 CI 8.8 |
| 16 | 96704598 | Hex Locknut, Zinc Plated | 4 | M6 CI 8 |
| 17 | 59136226 | Wingscrew | 2 | M10 x 25 |
| 18 | 59182485 | Trim | 4 | |
| 19 | 58783242 | Trim | 1 | |
| 20 | 59255836 | Front Deck Plate | 1 | |
| 21 | 59180281 | Wear Pad | 1 | |
| 23 | 59168377 | Front Deck Plate | 1 | |
| 24 | 59887182 | Flatwasher | 6 | Hardened |
| 26 | 59212746 | Grommet | 2 | |
| 32 | 54601299 | Reinforced Rubber Washer | 6 | |
| 33 | 59270363 | Latch Pad Plate | 1 | |
| 34 | 59270330 | Latch Keeper Backing Plate | 1 | |
| 35 | 59050740 | Connector Clip | 1 | |

SHEETMETAL INSTALLATION - SHEET 2 OF 2

Dwg D13315403/01/02



VIEW ROTATED 180 DEGREES

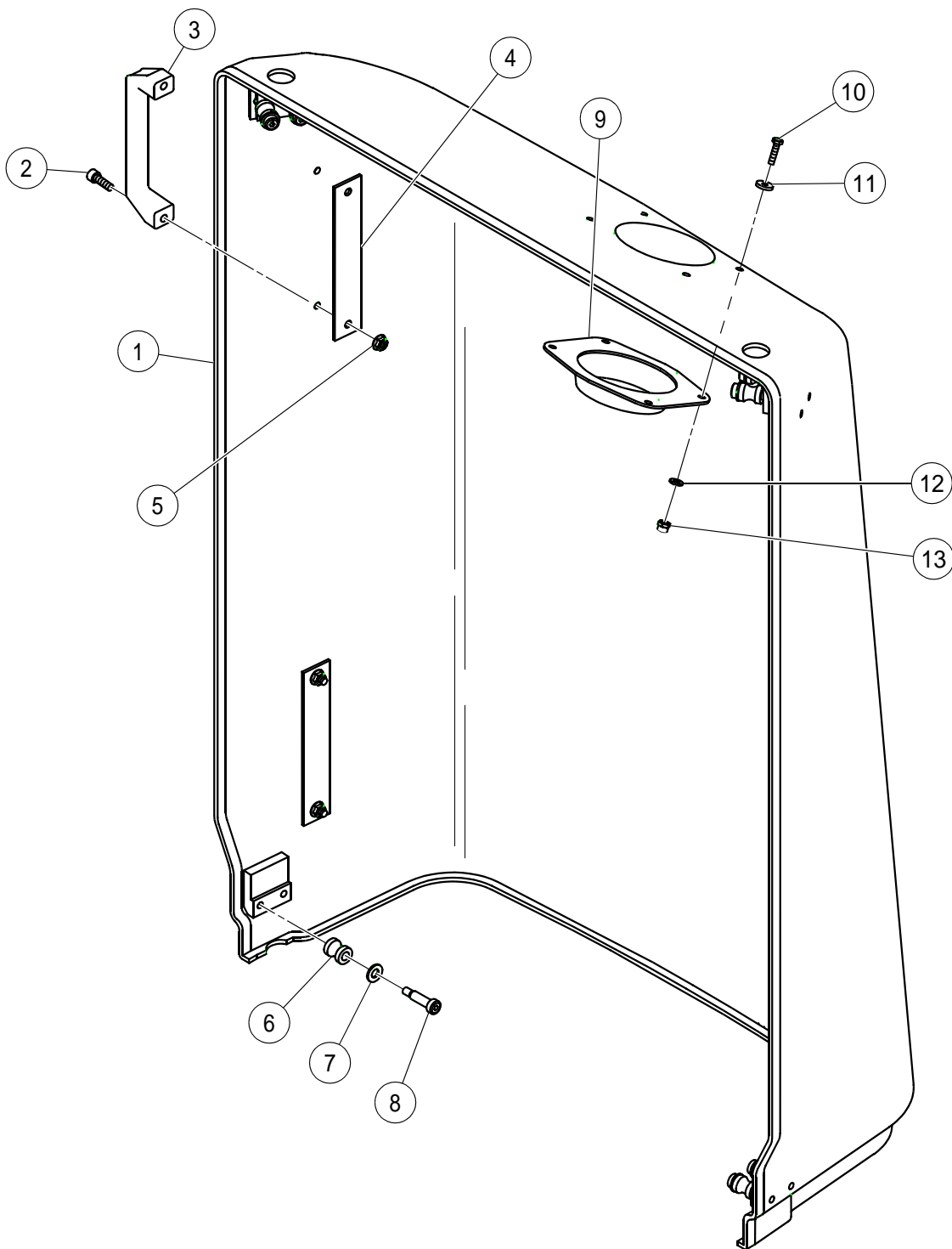
SHEETMETAL INSTALLATION - SHEET 2 OF 2

BOM 13360474, 13315403, 13306006

| ITEM | COMM. NO. | DESCRIPTION | QTY | DIMENSIONS/NOTES |
|------|-----------|----------------|-----|------------------|
| 22 | 13335237 | Fender | 1 | |
| 25 | 13258249 | Wear Pad | 2 | |
| 27 | 59268003 | Boom Stop Tube | 1 | |
| 28 | 59987537 | Detent Pin | 1 | |
| 29 | 59136226 | Wingscrew | 2 | M10 x 25 |
| 30 | 59436741 | Cable | 1 | |
| 31 | 59436758 | Ferrule | 2 | |

ENGINE COVER ASSEMBLY

Dwg D13334800/00



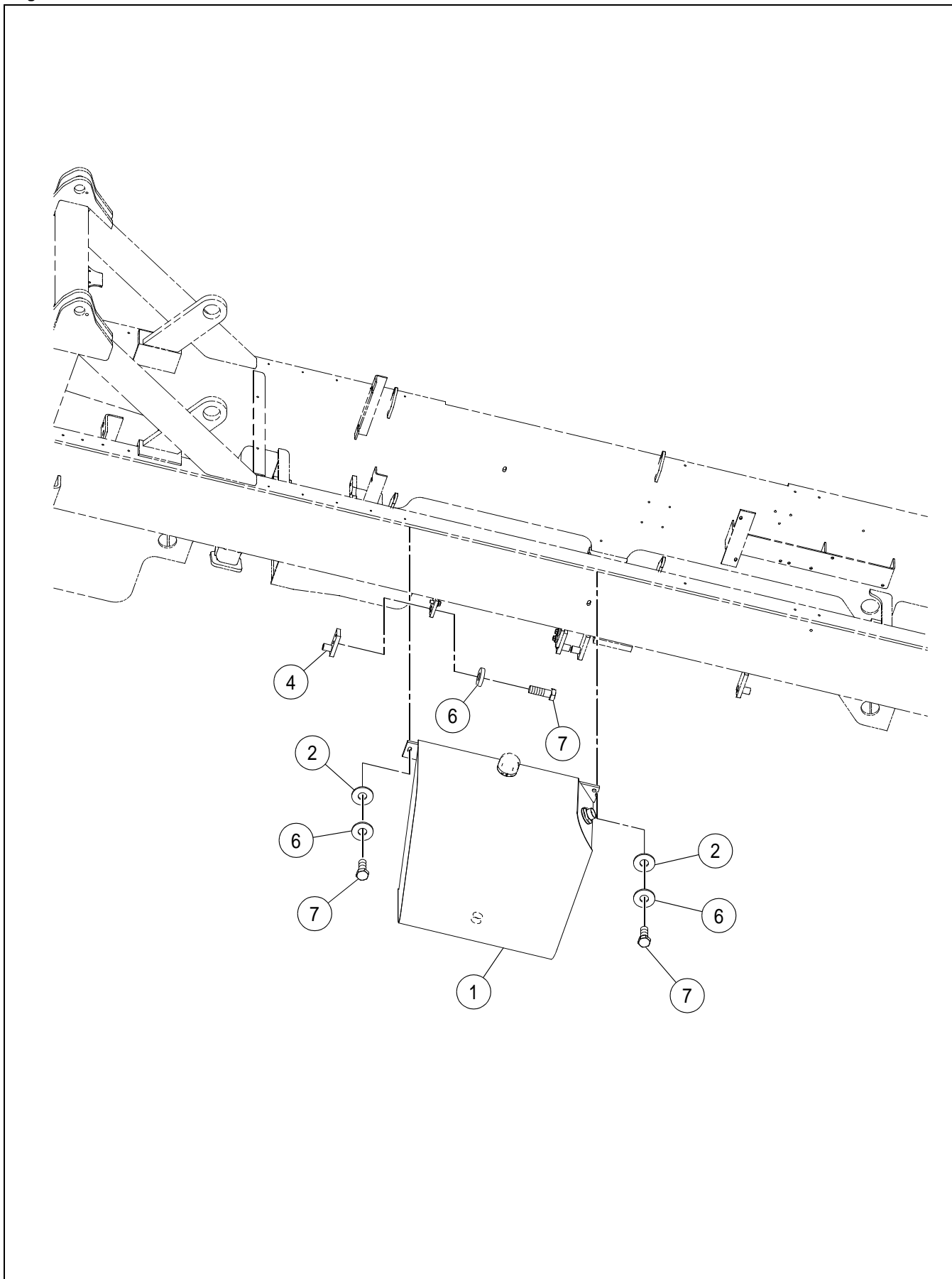
ENGINE COVER ASSEMBLY

BOM 13883855, 13334800

| ITEM | COMM. NO. | DESCRIPTION | QTY | DIMENSIONS/NOTES |
|------|-----------|--|-----|-----------------------|
| 1 | 13883848 | Engine Cover | 1 | |
| 2 | 96728712 | Hex Socket Shoulder Screw, Zinc Plated | 4 | M8 x 1.25 x 25 CI 8.8 |
| 3 | 59187799 | Pull Handle | 2 | |
| 4 | 59270322 | Pull Handle Backing Plate | 2 | |
| 5 | 96704416 | Locknut, Zinc Plated | 4 | M8 x 1.25 CI 8 |
| 6 | 59116277 | Roller Slide Cover | 8 | |
| 7 | 96741046 | Flatwasher, Zinc Plated | 8 | M10 CI 200 |
| 8 | 96728357 | Shoulder Bolt | 8 | |
| 9 | 13334826 | Air Inlet | 1 | |
| 10 | 96701461 | HHCS, Fully Threaded, Zinc Plated | 4 | M6 x 1 x 25 CI 8.8 |
| 11 | 13334974 | Reinforced Rubber Washer | 4 | |
| 12 | 96741053 | Flatwasher, Zinc Plated | 4 | M6 CI 200 |
| 13 | 96704598 | Hex Locknut, Zinc Plated | 4 | M6 CI 8 |

FUEL TANK INSTALLATION

Dwg D59202473/02



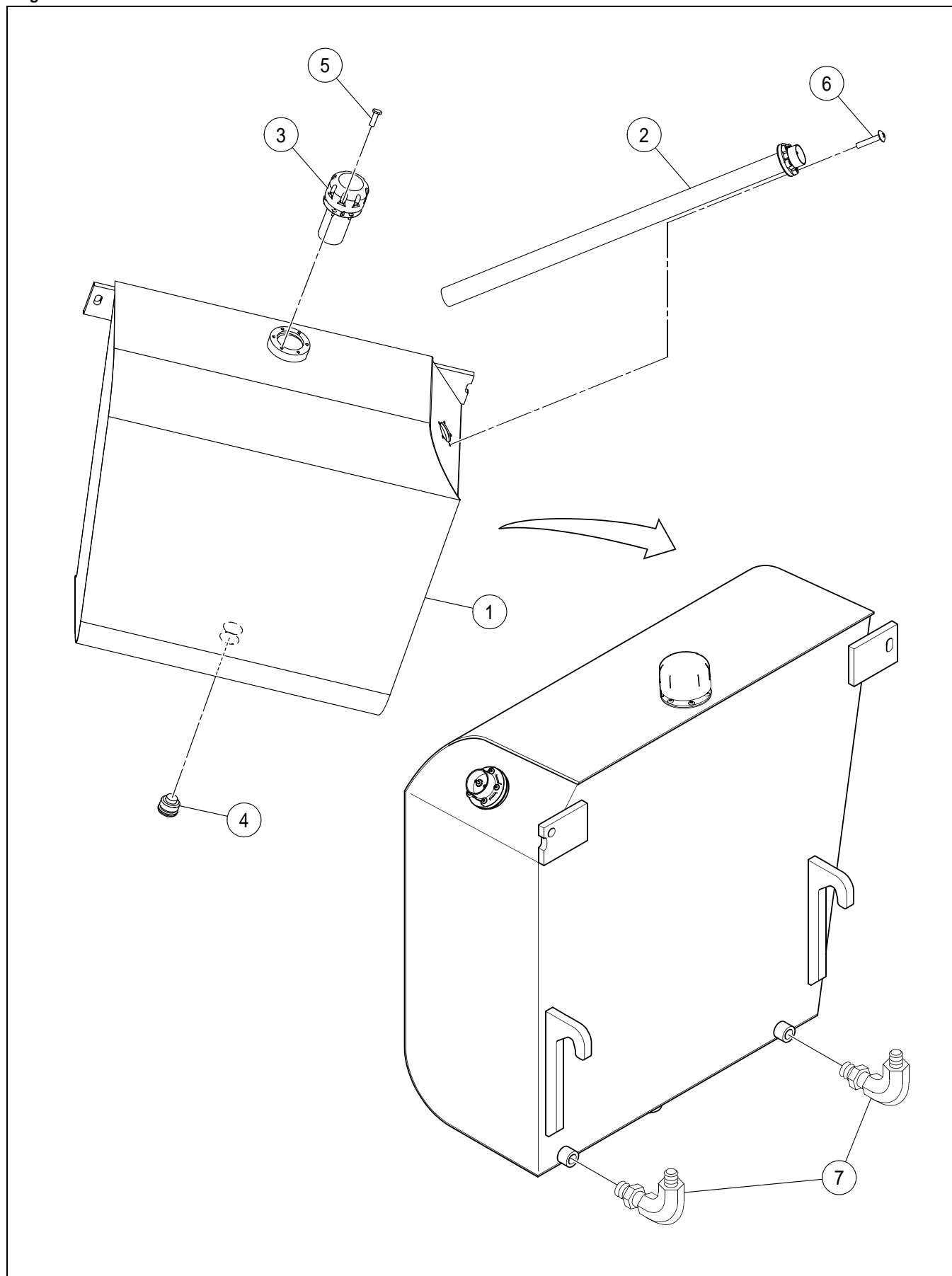
FUEL TANK INSTALLATION

BOM 59202473

| ITEM | COMM. NO. | DESCRIPTION | QTY | DIMENSIONS/NOTES |
|------|-----------|-----------------------------------|-----|-------------------------|
| 1 | NSVA | Fuel Tank Assembly | 1 | See Page A - 10. |
| 2 | 95922258 | Flatwasher, Zinc Plated | 2 | 1/2 |
| 4 | 59181479 | Tank Mounting Bracket | 2 | |
| 6 | 96712237 | Flatwasher, Zinc Plated | 6 | M12 Hardened CI 10 |
| 7 | 96703111 | HHCS, Fully Threaded, Zinc Plated | 6 | M12 x 1.75 x 35 CI 10.9 |

FUEL TANK ASSEMBLY

Dwg 43801836/00



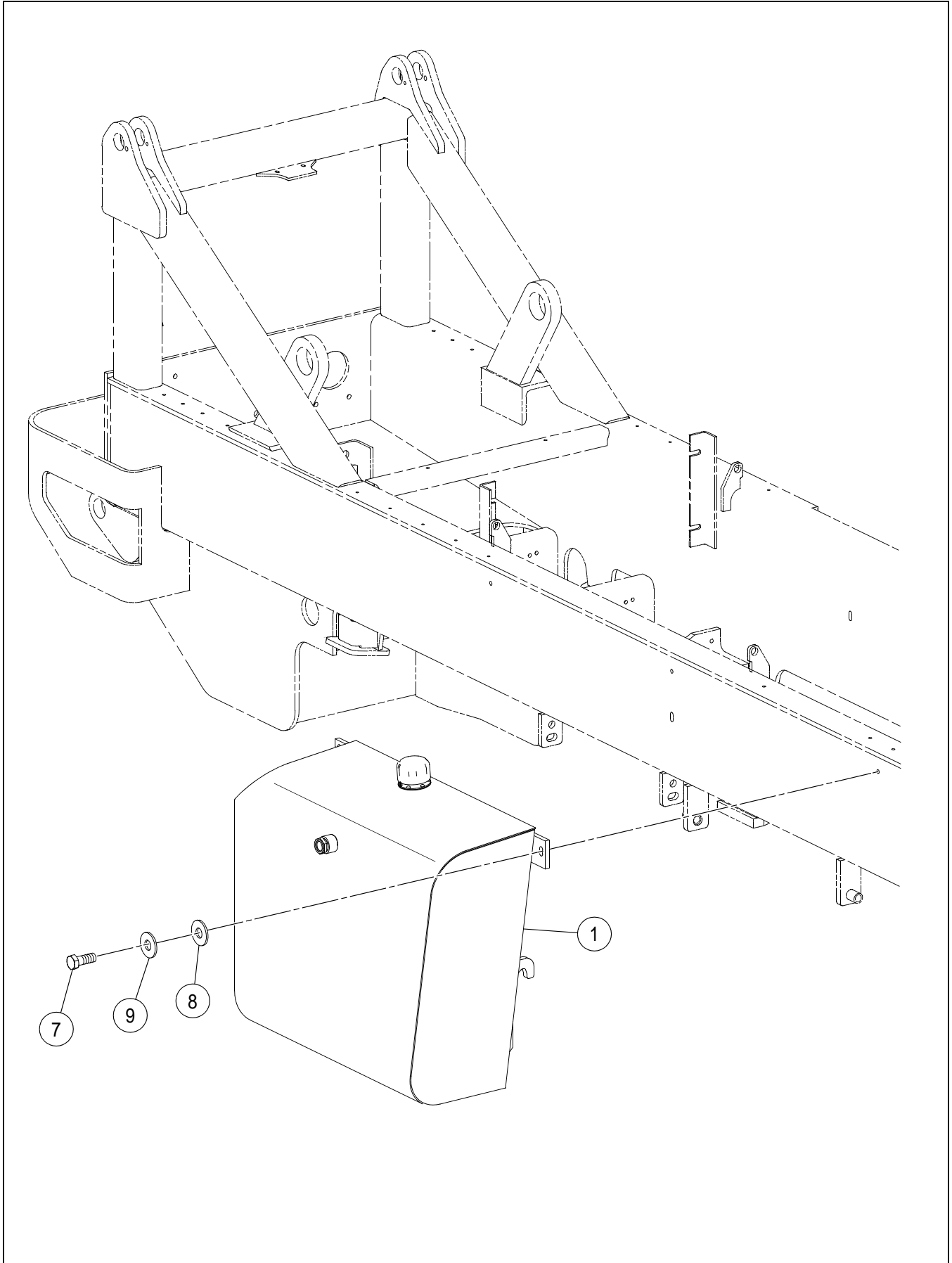
FUEL TANK ASSEMBLY

BOM 43801836

| ITEM | COMM. NO. | DESCRIPTION | QTY | DIMENSIONS/NOTES |
|------|-----------|-------------------|-----|-------------------|
| 1 | 13258314 | Fuel Tank | 1 | |
| 2 | 59129528 | Fuel Level Sender | 1 | |
| 3 | 59182428 | Fuel Cap | 1 | |
| 4 | 59144428 | Magnetic Plug | 1 | |
| 5 | 95972295 | HSBHCS | 6 | #10 x 32UNF x 0.5 |
| 6 | 95992590 | HSBHCS | 5 | #10 x 32UNF x 1.0 |
| 7 | 95356853 | Adapter | 2 | |

HYDRAULIC TANK INSTALLATION

Dwg D59126508/04



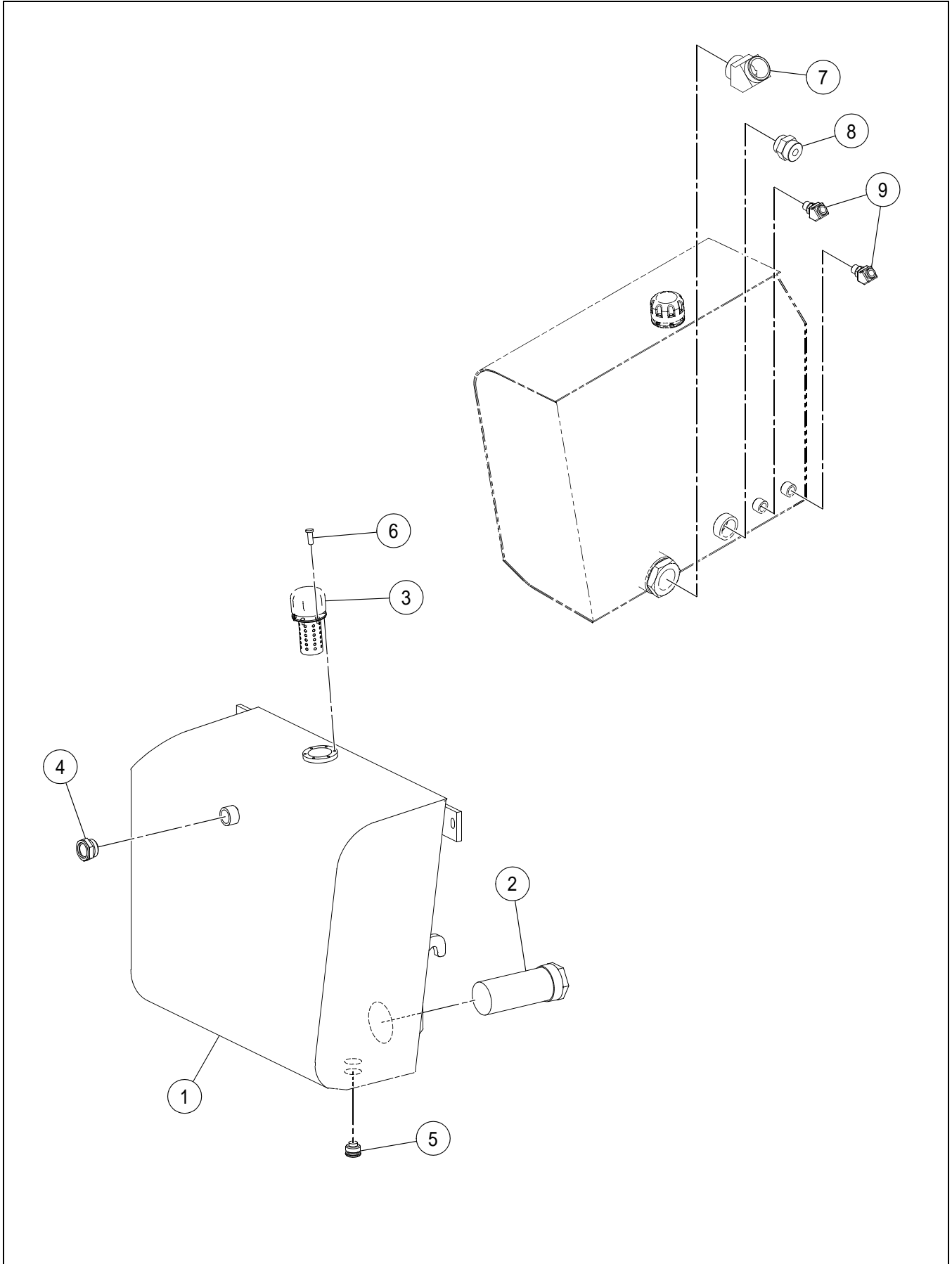
HYDRAULIC TANK INSTALLATION

BOM 59126508

| ITEM | COMM. NO. | DESCRIPTION | QTY | DIMENSIONS/NOTES |
|------|-------------|-----------------------------------|----------|-------------------------|
| 1 | NSVA | Hydraulic Tank Assembly | 1 | See Page A - 14. |
| 7 | 96703111 | HHCS, Fully Threaded, Zinc Plated | 1 | M12 x 1.75 x 35 CI 10.9 |
| 8 | 95922258 | Flatwasher, Zinc Plated | 1 | 1/2 |
| 9 | 96712237 | Flatwasher, Zinc Plated | 1 | M12 Hardened CI 10 |

HYDRAULIC TANK ASSEMBLY

Dwg 43801844/00



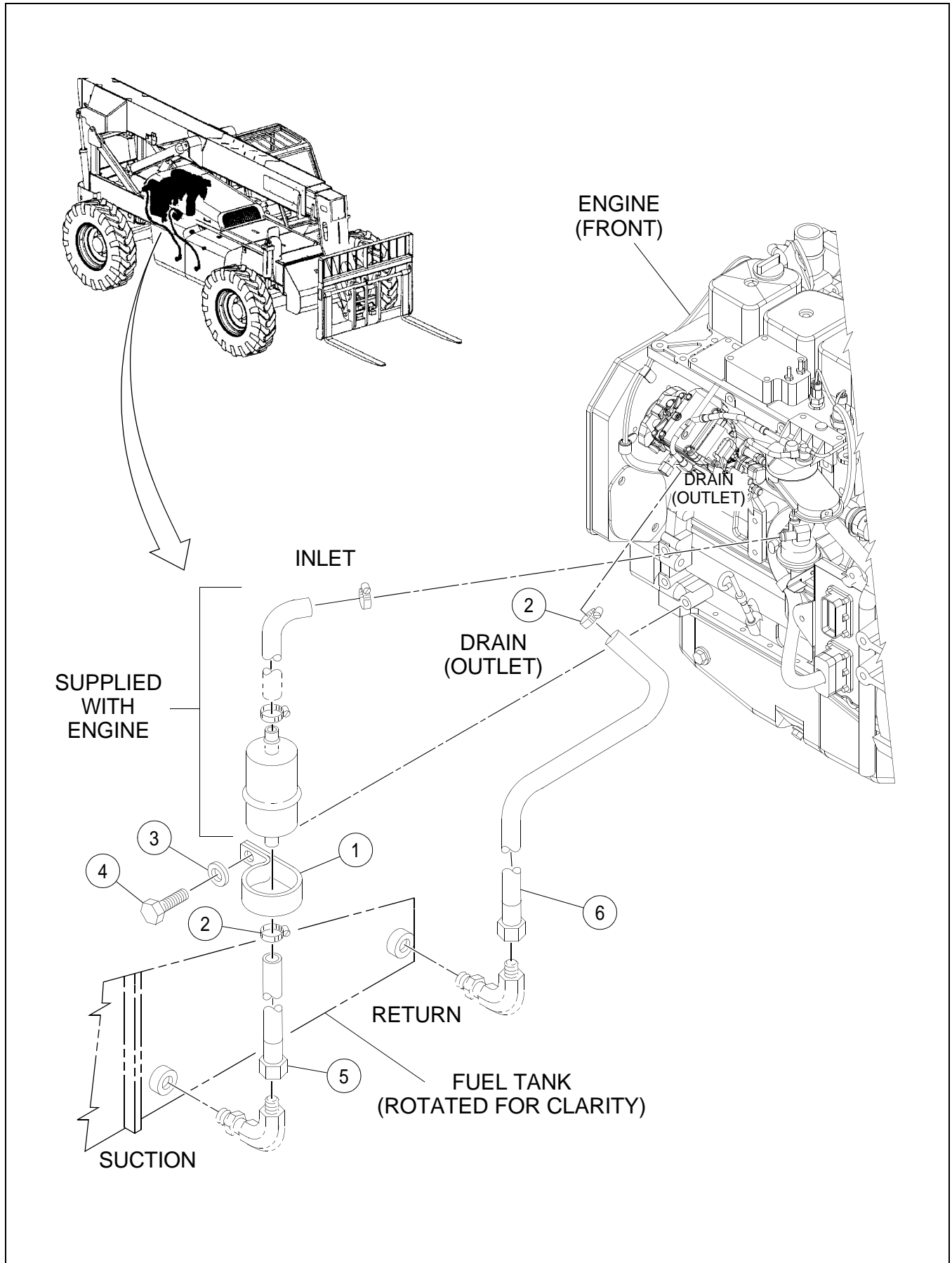
HYDRAULIC TANK ASSEMBLY

BOM 43801844

| ITEM | COMM. NO. | DESCRIPTION | QTY | DIMENSIONS/NOTES |
|------|-----------|----------------------------|-----|-------------------|
| 1 | 13258439 | Hydraulic Tank | 1 | |
| 2 | 59180307 | Hydraulic Tank Strainer | 1 | |
| 3 | 59182410 | Hydraulic Tank Cap | 1 | |
| 4 | 58849829 | Hydraulic Tank Sight Gauge | 1 | |
| 5 | 59144428 | Magnetic Plug | 1 | |
| 6 | 95972295 | HSBHCS | 6 | #10 x 32UNF x 0.5 |
| 7 | 95660601 | Elbow | 1 | |
| 8 | 59922690 | Adapter | 1 | |
| 9 | 59922302 | Adapter | 2 | |

FUEL LINES INSTALLATION

Dwg 13259403/02



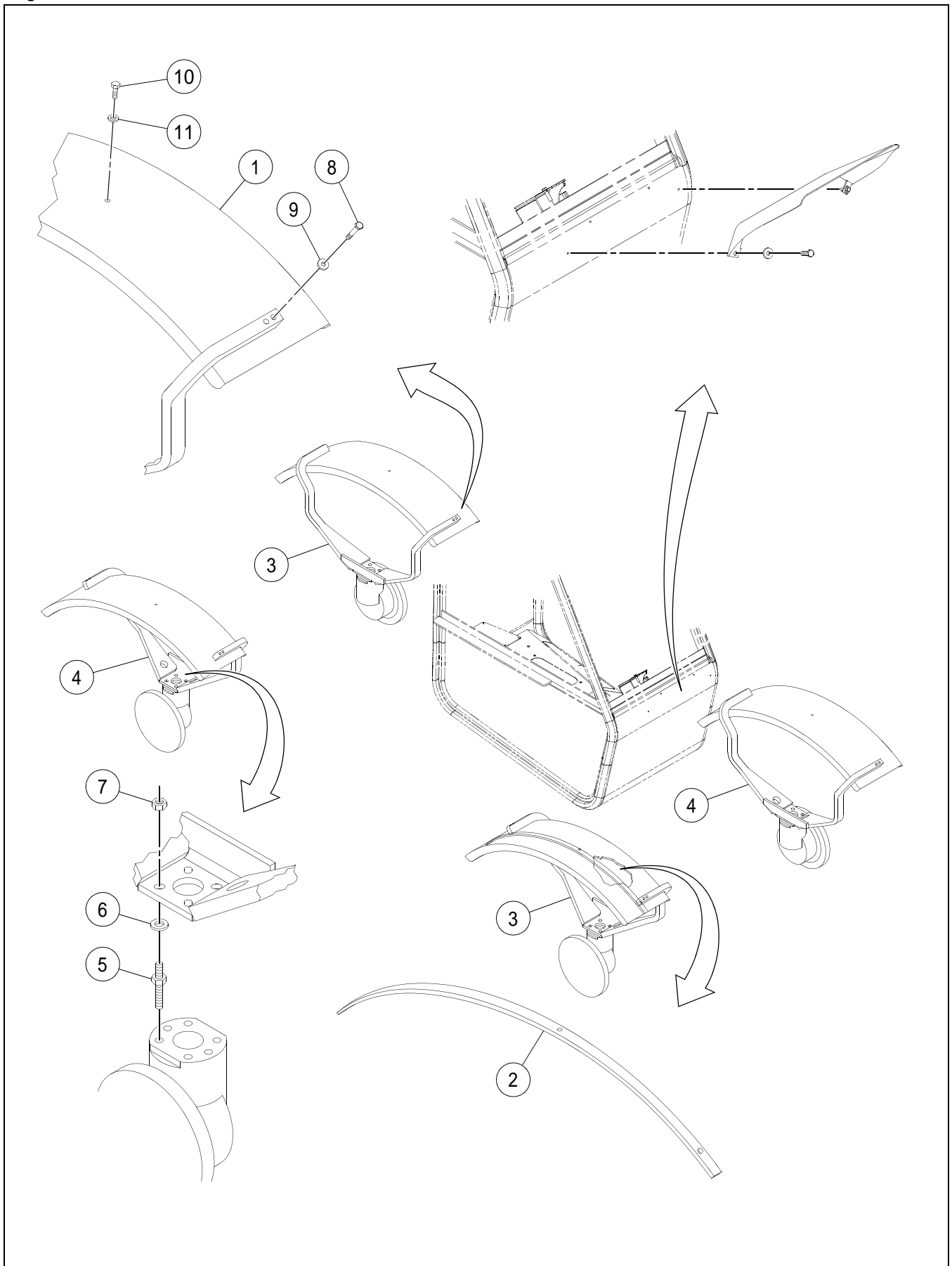
FUEL LINES INSTALLATION

BOM 13259403

| ITEM | COMM. NO. | DESCRIPTION | QTY | DIMENSIONS/NOTES |
|------|-----------|-----------------------------------|-----|------------------------|
| 1 | 95378873 | Hose Clamp | 1 | |
| 2 | 59363259 | Hose Clamp | 2 | |
| 3 | 96738596 | Flatwasher, Zinc Plated | 1 | M12 Hardened CI 200 |
| 4 | 96701495 | HHCS, Fully Threaded, Zinc Plated | 1 | M12 x 1.75 x 25 CI 8.8 |
| 5 | 59008664 | Hose Assembly | 1 | 42.0" |
| 6 | 59138933 | Hose Assembly | 1 | 37.0" |
| 7 | 95356853 | Adapter (Not Shown) | 2 | |

FENDER INSTALLATION

Dwg D13259114/00



FENDER INSTALLATION

BOM 13259114

| ITEM | COMM. NO. | DESCRIPTION | QTY | DIMENSIONS/NOTES |
|------|-----------|-----------------------------------|-----|-----------------------|
| 1 | 54714258 | Wing | 4 | |
| 2 | 13259288 | Fender Reinforcement | 4 | |
| 3 | 13264767 | Fender Support, LH | 2 | |
| 4 | 13266606 | Fender Support, RH | 2 | |
| 5 | 13259270 | Axle Stud Pin | 16 | |
| 6 | 96738596 | Flatwasher, Zinc Plated | 16 | M12 Hardened CI 200 |
| 7 | 96742986 | Hex Nut, Zinc Plated | 16 | M12 x 1.25 CI 8 |
| 8 | 96704317 | HHCS, Zinc Plated | 8 | M10 x 1.5 x 55 CI 8.8 |
| 9 | 96741046 | Flatwasher, Zinc Plated | 8 | M10 CI 200 |
| 10 | 96702279 | HHCS, Fully Threaded, Zinc Plated | 8 | M10 x 1.5 x 20 CI 8.8 |
| 11 | 50264860 | Washer | 8 | |

*****Always use Ingersoll-Rand Replacement parts!*****

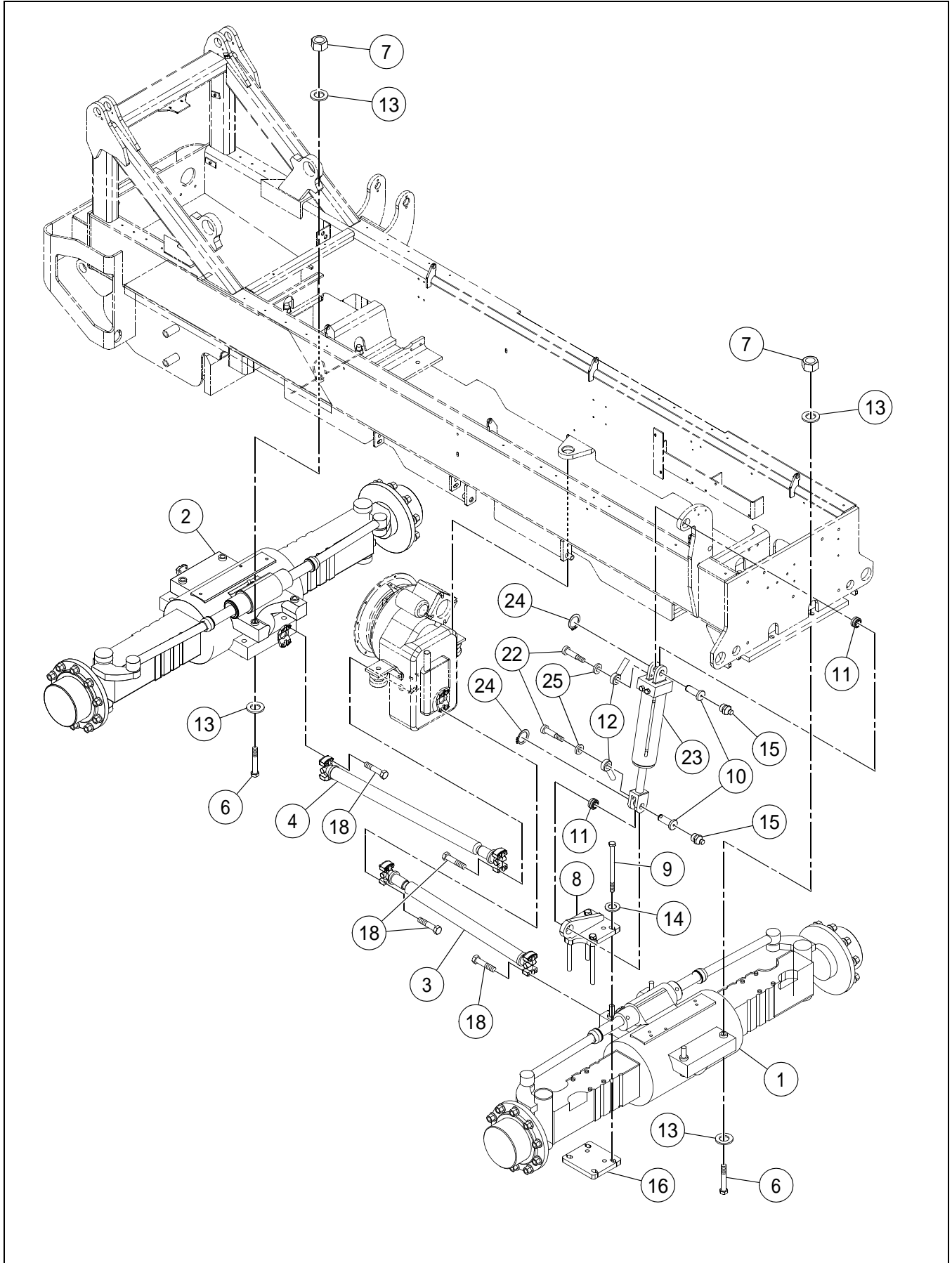


Section B - AXLE



AXLE INSTALLATION - EFFECTIVE WITH S/N 175808 -
SHEET 1 OF 2

Dwg D13360425/00/02



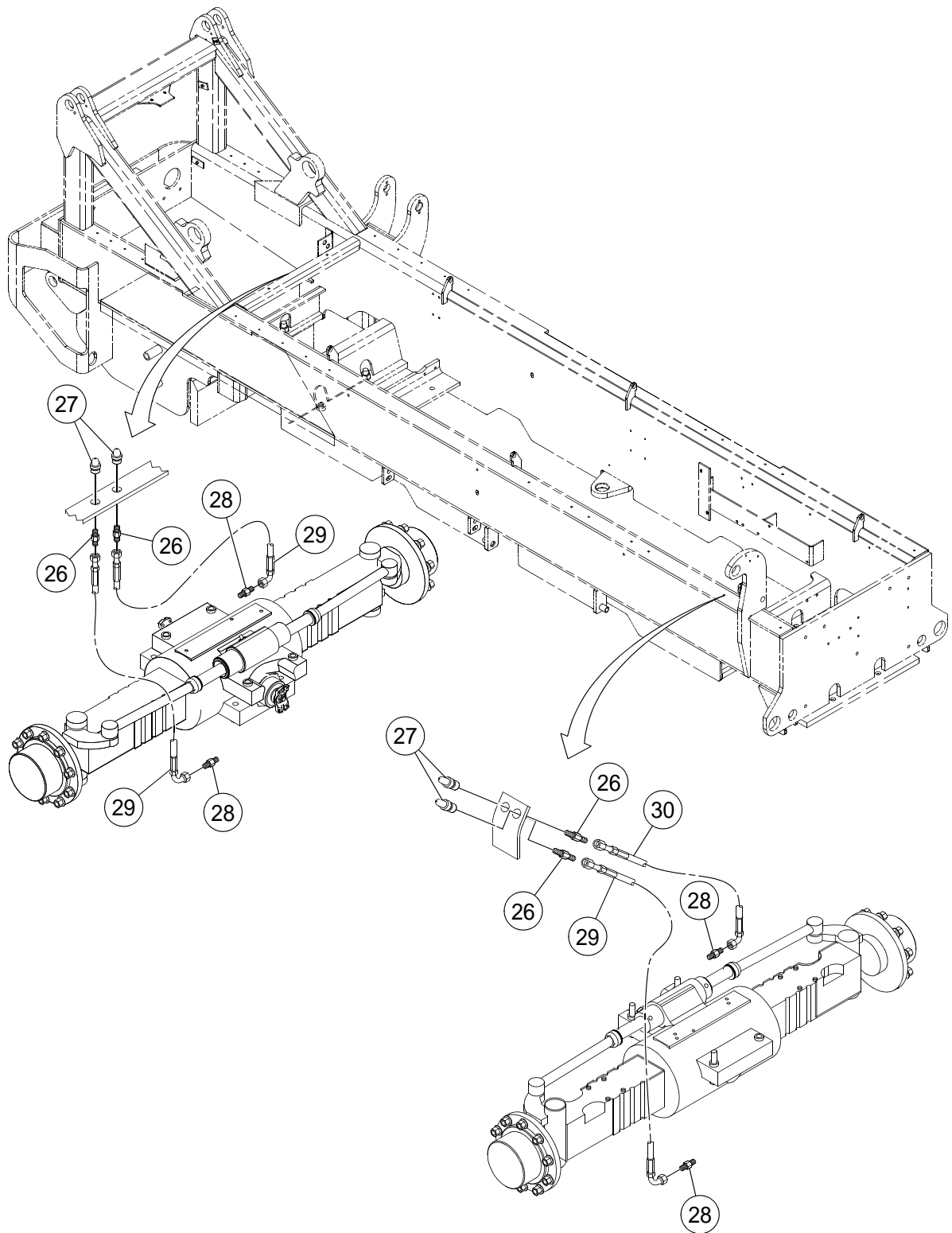
AXLE INSTALLATION - EFFECTIVE WITH S/N 175808 -
SHEET 1 OF 2

BOM 13360433

| ITEM | COMM. NO. | DESCRIPTION | QTY | DIMENSIONS/NOTES |
|------|-----------|----------------------------|-----|-------------------------|
| 1 | 54511084 | Front Axle | 1 | See Breakdown B - 6. |
| 2 | 13264700 | Rear Axle | 1 | See Breakdown B - 18. |
| 3 | 59255612 | Front Drive Shaft Assembly | 1 | |
| - | 13287420 | - Cross and Bearing | 2 | |
| 4 | 59224550 | Rear Drive Shaft Assembly | 1 | |
| - | 13287420 | - Cross and Bearing | 2 | |
| 6 | 96705603 | HHCS, Zinc Plated | 8 | M24 x 3.0 x 150 CI 10.9 |
| 7 | 96727532 | Hex Nut, Zinc Plated | 8 | M24 x 3 CI 8 |
| 8 | 59265389 | Frame Level Mount | 1 | |
| 9 | 96740337 | HSHCS, Zinc Plated | 4 | M20 x 2.5 x 260 CI 10.9 |
| 10 | 59272450 | Cylinder Pivot Pin | 2 | |
| 11 | 50268127 | Bearing | 2 | |
| 12 | 59455154 | Anchor | 2 | |
| 13 | 96738646 | Flatwasher, Zinc Plated | 16 | M24 Hardened CI 200 |
| 14 | 59565051 | Flatwasher | 4 | 3/4 |
| 15 | 95201547 | Fitting | 2 | |
| 16 | 59296319 | Base Plate | 1 | |
| 18 | 95920815 | HHCS, Zinc Plated | 16 | 3/8 x 24 x 1.75 Grd 8 |
| 22 | 96702311 | HHCS, Zinc Plated | 2 | M12 x 1.75 x 30 CI 8.8 |

AXLE INSTALLATION - EFFECTIVE WITH S/N 175808 -
SHEET 2 OF 2

Dwg D13360425/00/02



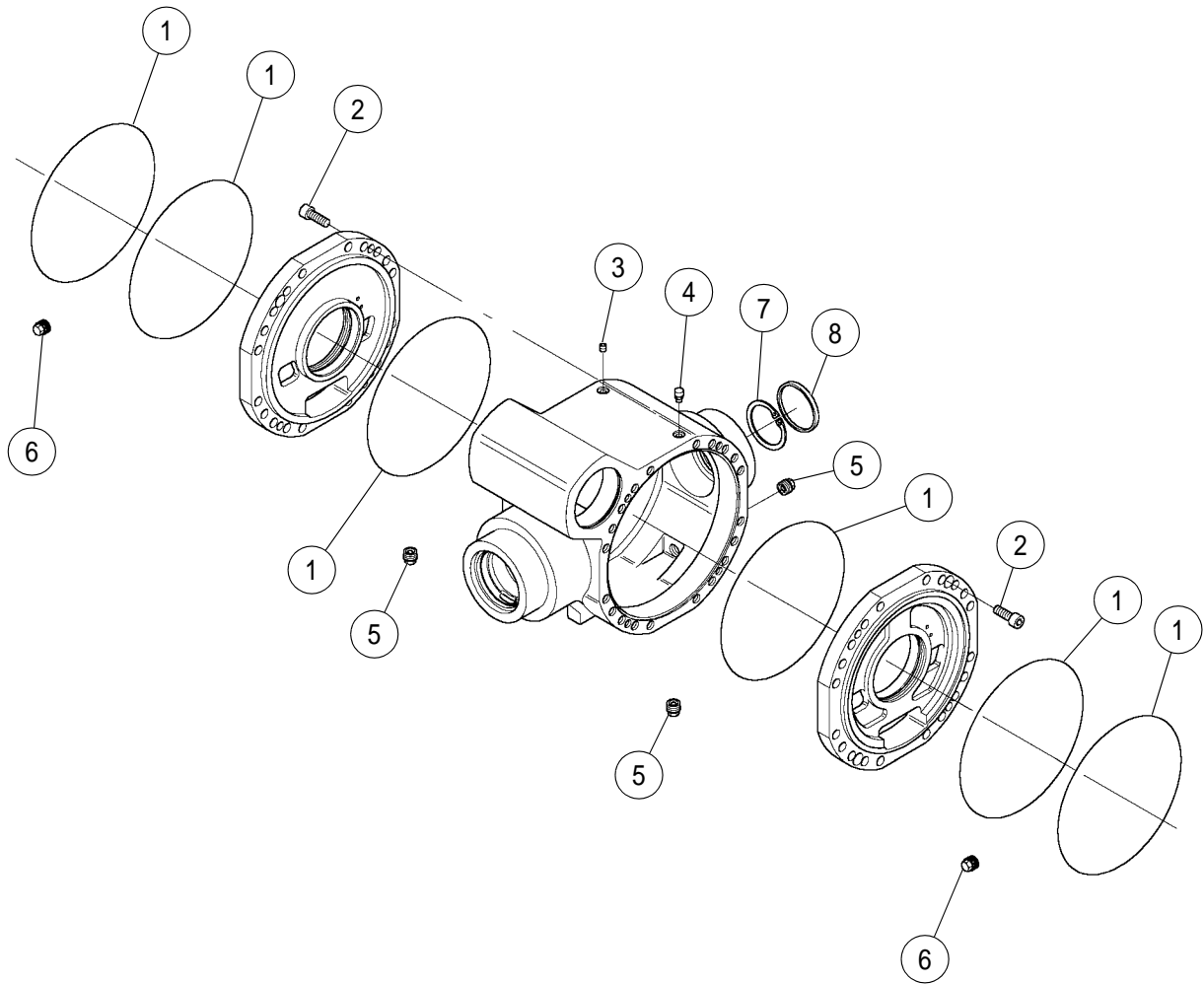
AXLE INSTALLATION - EFFECTIVE WITH S/N 175808 -
SHEET 2 OF 2

BOM 13360433

| ITEM | COMM. NO. | DESCRIPTION | QTY | DIMENSIONS/NOTES |
|------|-----------|-------------------------|-----|---------------------|
| 23 | 13224969 | Frame Level Cylinder | 1 | |
| - | 59144295 | - Valve | 1 | |
| - | 13248505 | - Seal Kit | 1 | |
| - | 56944465 | - Locknut | 1 | |
| 24 | 95992608 | External Retaining Ring | 2 | |
| 25 | 96738596 | Flatwasher, Zinc Plated | 2 | M12 Hardened CI 200 |
| 26 | 13036603 | Adapter, Straight | 4 | |
| 27 | 95912648 | Grease Fitting | 4 | |
| 28 | 95287629 | Adapter | 4 | |
| 29 | 13360482 | Hose Assembly | 3 | 38.0" |
| 30 | 13360490 | Hose Assembly | 1 | 45.0" |

FRONT AXLE (54511084) - INTERNAL BREAKDOWN - SHEET
1 OF 6

Dwg 54511084/00/01



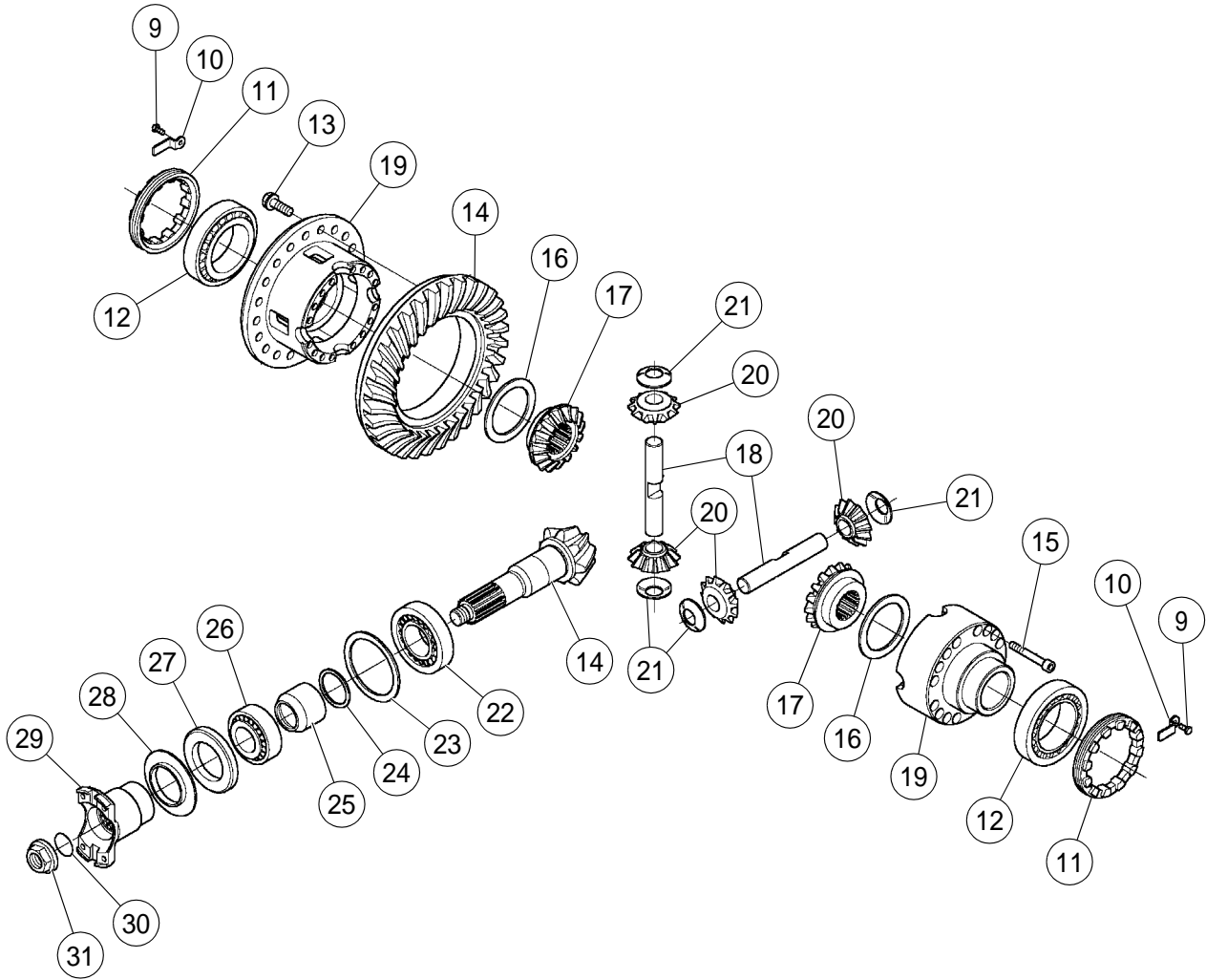
FRONT AXLE (54511084) - INTERNAL BREAKDOWN - SHEET
1 OF 6

BOM 54511084

| ITEM | COMM. NO. | DESCRIPTION | QTY | DIMENSIONS/NOTES |
|------|-----------|---------------|-----|------------------|
| 1 | 54632765 | O-ring | 6 | |
| 2 | 59218214 | Cylinder Bolt | 8 | |
| 3 | 59793489 | Plug | 1 | |
| 4 | 59793588 | Vent | 1 | |
| 5 | 59078899 | Magnet Plug | 3 | |
| 6 | 10486116 | Plug | 1 | |
| 7 | 59790824 | Circlip | 1 | |
| 8 | 13263306 | Plug | 1 | |

FRONT AXLE (54511084) - INTERNAL BREAKDOWN - SHEET
2 OF 6

Dwg 54511084/00/02



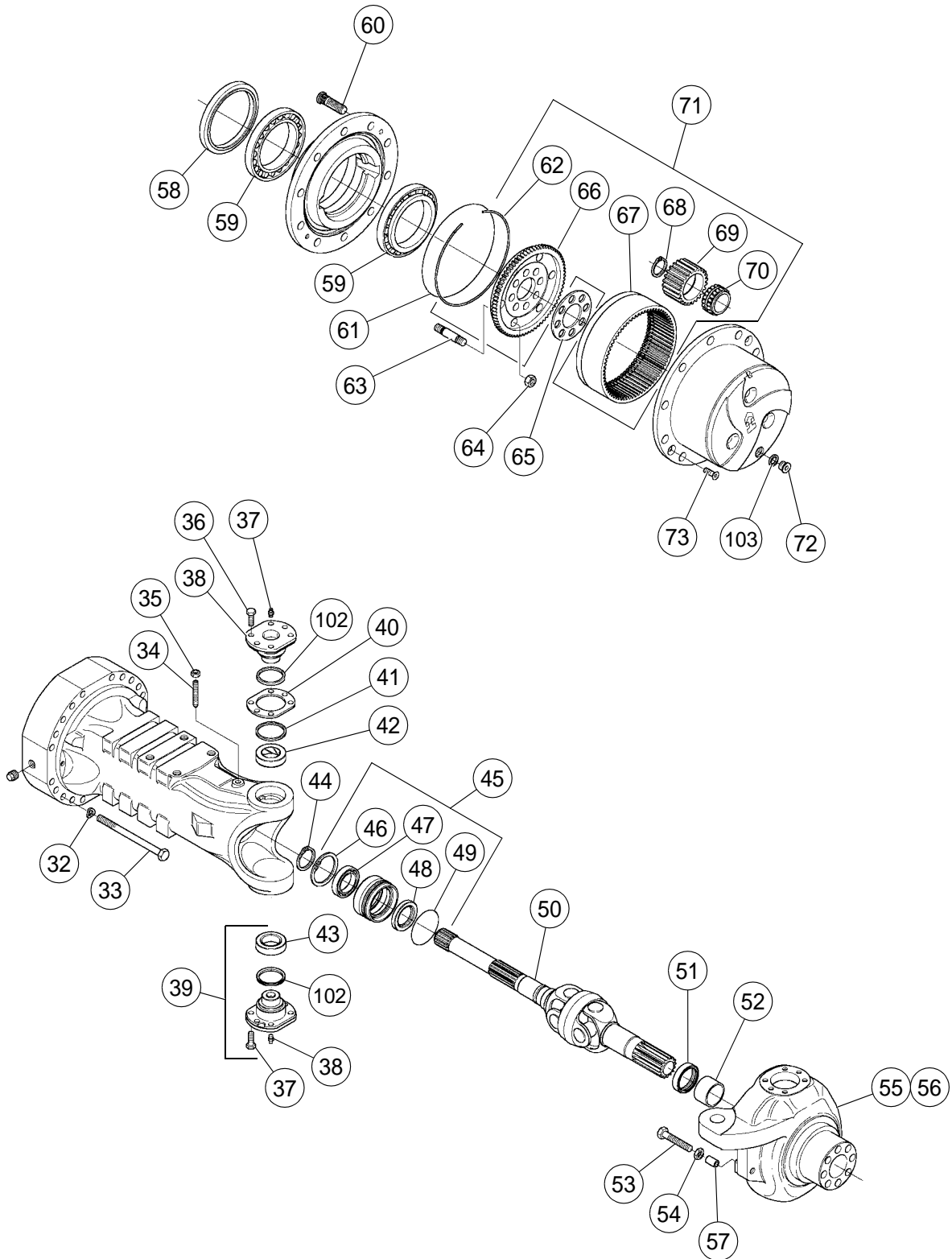
FRONT AXLE (54511084) - INTERNAL BREAKDOWN - SHEET
2 OF 6

BOM 54511084

| ITEM | COMM. NO. | DESCRIPTION | QTY | DIMENSIONS/NOTES |
|------|-----------|------------------------|-----|------------------|
| 9 | 13066881 | Hex Bolt | 2 | |
| 10 | 59218339 | Locking Plate | 2 | |
| 11 | 54632773 | Nut,Ring | 3 | |
| 12 | 59778332 | Bearing | 2 | |
| 13 | 54632781 | Bolt | 20 | |
| 14 | 54632989 | Set,Bevel Gear | 1 | |
| 15 | 54632856 | Bolt | 15 | |
| 16 | 54632815 | Washer,Friction | 2 | |
| 17 | 54632823 | Gear,Side Differential | 2 | |
| 18 | 54632807 | Pin | 2 | |
| 19 | 54632799 | Carrier,Differential | 1 | |
| 20 | 54632831 | Pinion,Differential | 4 | |
| 21 | 54632849 | Washer,Friction | 4 | |
| 22 | 58917436 | Tapered Roll | 1 | |
| 23 | 43802099 | Shim Set | 1 | |
| 24 | 43802107 | Shim Set | 1 | |
| 25 | 54632914 | Spacer | 1 | |
| 26 | 54632922 | Bearing,Roller | 1 | |
| 27 | 54632930 | Seal | 1 | |
| 28 | 54632948 | Coverplate | 1 | |
| 29 | 54632955 | Flange | 1 | |
| 30 | 54632963 | O-ring | 1 | |
| 31 | 54632971 | Nut | 1 | |

FRONT AXLE (54511084) - INTERNAL BREAKDOWN - SHEET
3 OF 6

Dwg 54511084/00/03



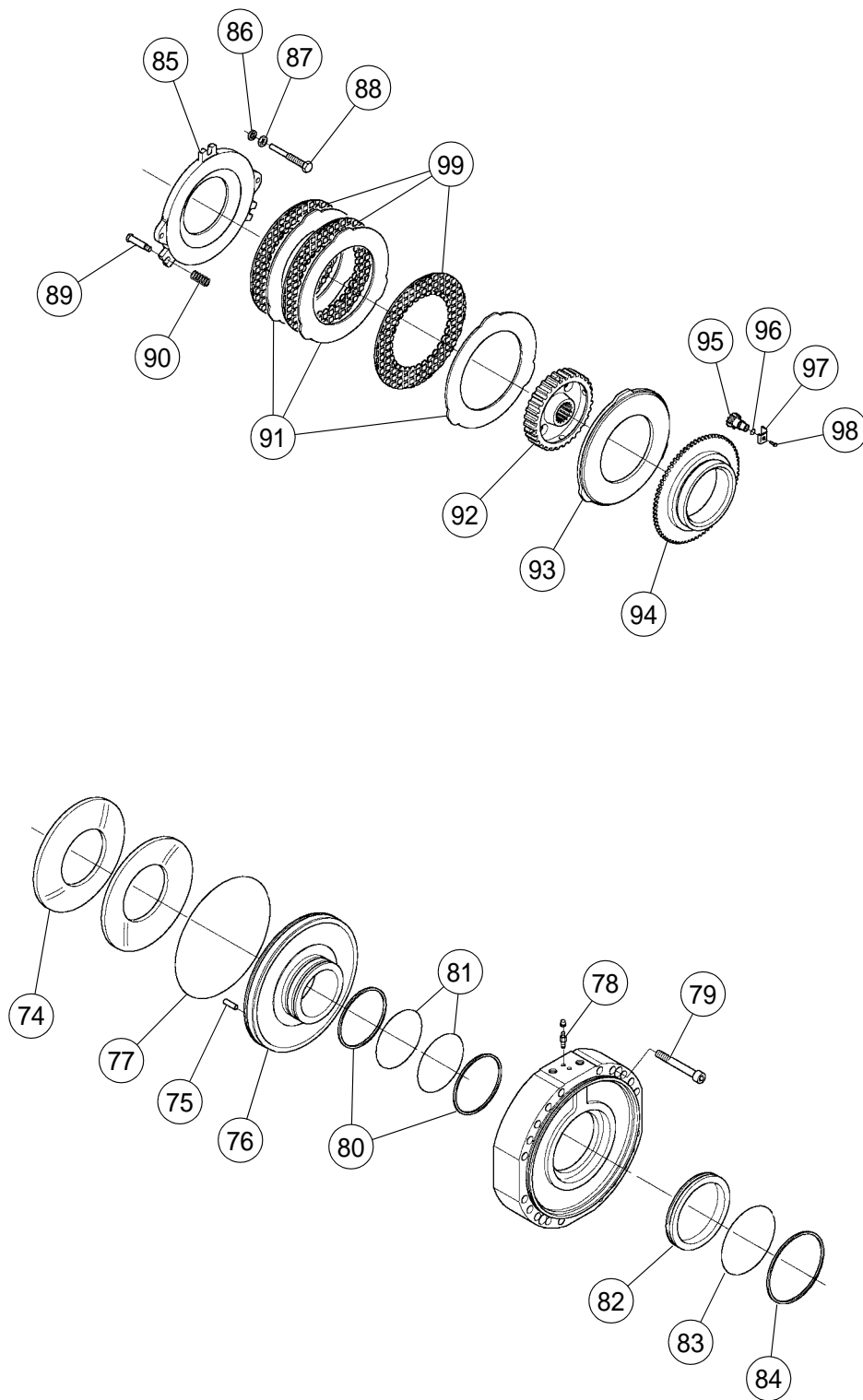
FRONT AXLE (54511084) - INTERNAL BREAKDOWN - SHEET
3 OF 6

BOM 54511084

| ITEM | COMM. NO. | DESCRIPTION | QTY | DIMENSIONS/NOTES |
|------|-----------|-----------------------|-----|------------------|
| 32 | 54633029 | Washer, Spring | 40 | |
| 33 | 54633037 | Bolt | 40 | |
| 34 | 54633045 | Bolt | 2 | |
| 35 | 59791004 | Nut | 2 | |
| 36 | 54633052 | Bolt | 24 | |
| 37 | 59769364 | Fitting | 4 | |
| 38 | 54633060 | Pin, Pivot | 4 | |
| 39 | 54633136 | Pin, Pivot | 2 | |
| 40 | 43802115 | Shim Set | 1 | |
| 41 | 54633110 | Excluder, Dust | 2 | |
| 42 | 54633128 | Bushing, Reduction | 2 | |
| 43 | 54633144 | Bearing | 2 | |
| 44 | 59790865 | Circlip | 2 | |
| 45 | 59194159 | Reduction Bushing | 2 | |
| 46 | 59790824 | Circlip | 2 | |
| 47 | 58804451 | Bearing | 2 | |
| 48 | 58804444 | Seal | 2 | |
| 49 | 59194167 | O-ring | 2 | |
| 50 | 54633151 | Joint | 2 | |
| 51 | 54545983 | Ring | 2 | |
| 52 | 54545991 | Bushing, Thrust | 2 | |
| 53 | 54633169 | Bolt | 4 | |
| 54 | 59153643 | Nut | 4 | |
| 55 | 13228226 | Kit, Steer Case Right | 1 | |
| 56 | 13228218 | Kit, Steer Case Left | 1 | |
| 57 | 54633235 | Spacer | 4 | |
| 58 | 13444781 | Seal | 2 | |
| 59 | 58916925 | Tapered Roll | 4 | |
| 60 | 54633185 | Stud, Wheel | 20 | |
| 61 | 58974155 | O-ring | 2 | |
| 62 | 13229125 | Circlip | 2 | |
| 63 | 54633193 | Stud | 16 | |
| 64 | 54633201 | Nut | 16 | |
| 65 | 54633219 | Plate, Locking | 2 | |
| 66 | 43802123 | Ring Gear Support | 2 | |
| 67 | 13229133 | Ring Gear | 2 | |
| 68 | 13494299 | Seal | 6 | |
| 69 | 13229166 | Planet Gear | 6 | |
| 70 | 13494307 | Bearing | 6 | |
| 71 | 54633227 | Carrier, Planet Gear | 2 | |
| 72 | 59794115 | Plug | 2 | |
| 73 | 59246835 | Bolt, Tapped | 4 | |
| 102 | 54633078 | Spacer | 4 | |
| 103 | 59794123 | Washer | 2 | |

FRONT AXLE (54511084) - INTERNAL BREAKDOWN - SHEET
4 OF 6

Dwg 54511084/00/04



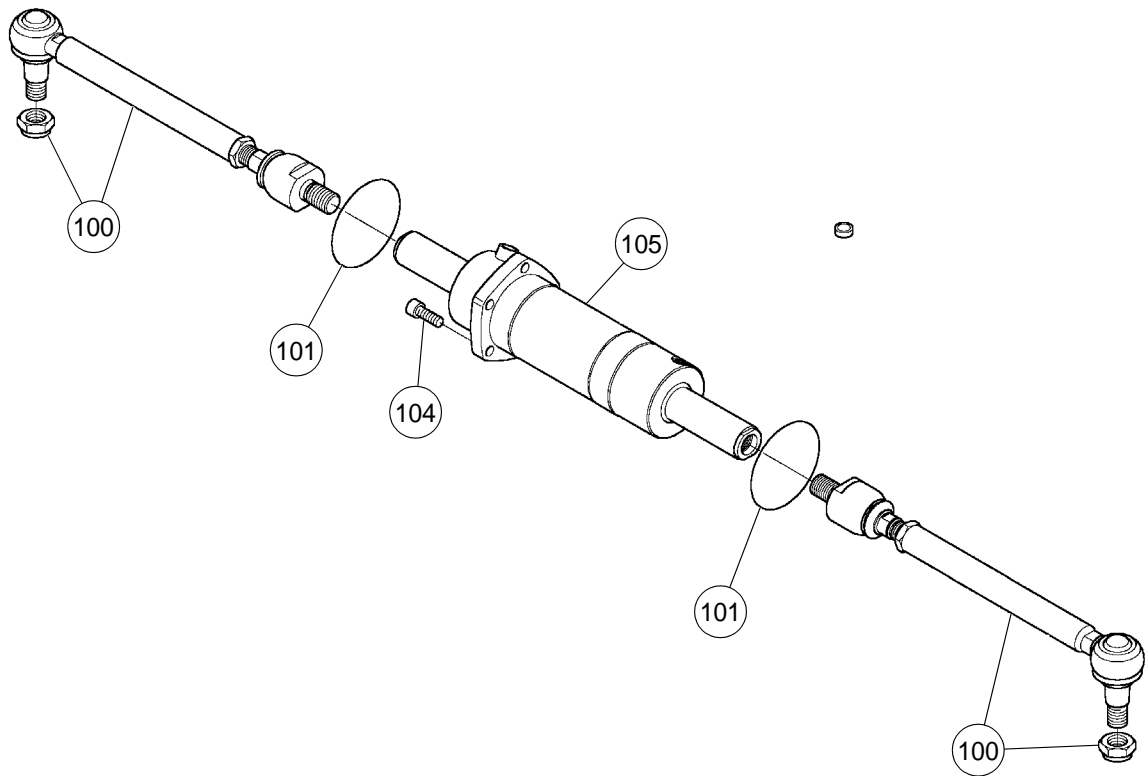
FRONT AXLE (54511084) - INTERNAL BREAKDOWN - SHEET
4 OF 6

BOM 54511084

| ITEM | COMM. NO. | DESCRIPTION | QTY | DIMENSIONS/NOTES |
|------|-----------|-------------------------|-----|------------------|
| 74 | 54633441 | Spring | 2 | |
| 75 | 54633458 | Pin,Roll | 2 | |
| 76 | 54633466 | Piston | 2 | |
| 77 | 54633474 | O-ring | 2 | |
| 78 | 59154021 | Bolt,Bleeding | 4 | |
| 79 | 54633292 | Bolt,Cylinder | 4 | |
| 80 | 54633326 | Ring,Backup | 4 | |
| 81 | 54633334 | Seal | 4 | |
| 82 | 54633490 | Piston | 2 | |
| 83 | 59146506 | O-ring | 2 | |
| 84 | 59153874 | Ring,Back-Up | 2 | |
| 85 | 54633508 | Disc,Brake | 2 | |
| 86 | 90502816 | Washer | 4 | |
| 87 | 58917014 | Nut | 4 | |
| 88 | 54633516 | Bolt | 4 | |
| 89 | 58917063 | Steering Adj | 6 | |
| 90 | 58917055 | Spring | 6 | |
| 91 | 54581483 | Disc,Brake Intermediate | 4 | |
| 92 | 54633383 | Selector | 2 | |
| 93 | 54581491 | Disc,Brake Intermediate | 4 | |
| 94 | 54633540 | Ring | 2 | |
| 95 | 58917113 | Pinion | 2 | |
| 96 | 58917147 | O-ring | 2 | |
| 97 | 54633557 | Plate,Locking | 2 | |
| 98 | 58917097 | Hex Bolt | 2 | |
| 99 | 54581475 | Disc,Brake | 4 | |

FRONT AXLE (54511084) - INTERNAL BREAKDOWN - SHEET
5 OF 6

Dwg 54511084/00/05



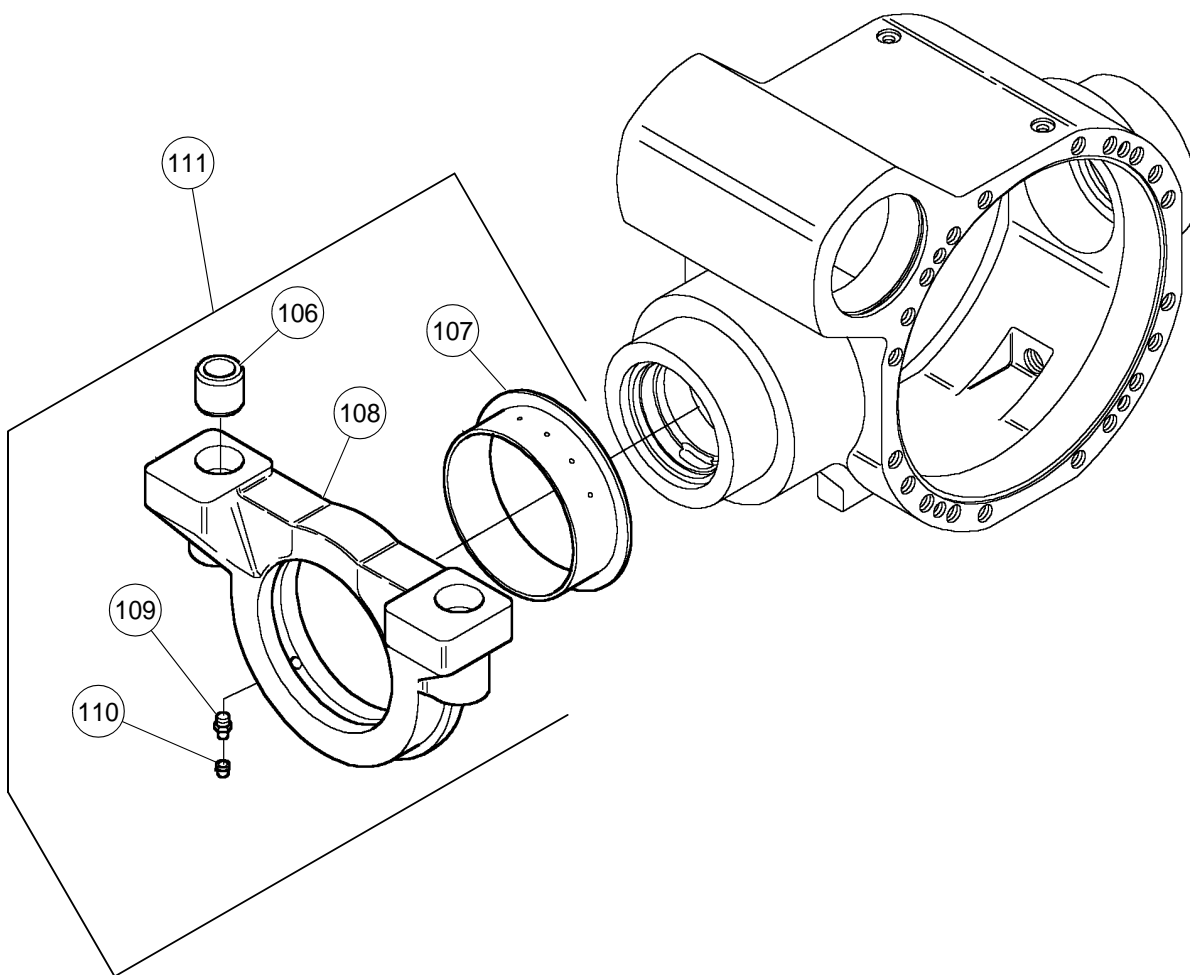
FRONT AXLE (54511084) - INTERNAL BREAKDOWN - SHEET
5 OF 6

BOM 54511084

| ITEM | COMM. NO. | DESCRIPTION | QTY | DIMENSIONS/NOTES |
|------|-----------|---------------------|-----|------------------|
| 100 | 54633391 | Rod,Tie Articulated | 2 | |
| 101 | 13104021 | O-ring | 2 | |
| 104 | 59218214 | Cylinder Bolt | 5 | |
| 105 | 54731047 | Cylinder, Steering | 1 | |

FRONT AXLE (54511084) - INTERNAL BREAKDOWN - SHEET
6 OF 6

Dwg 54511084/00/06



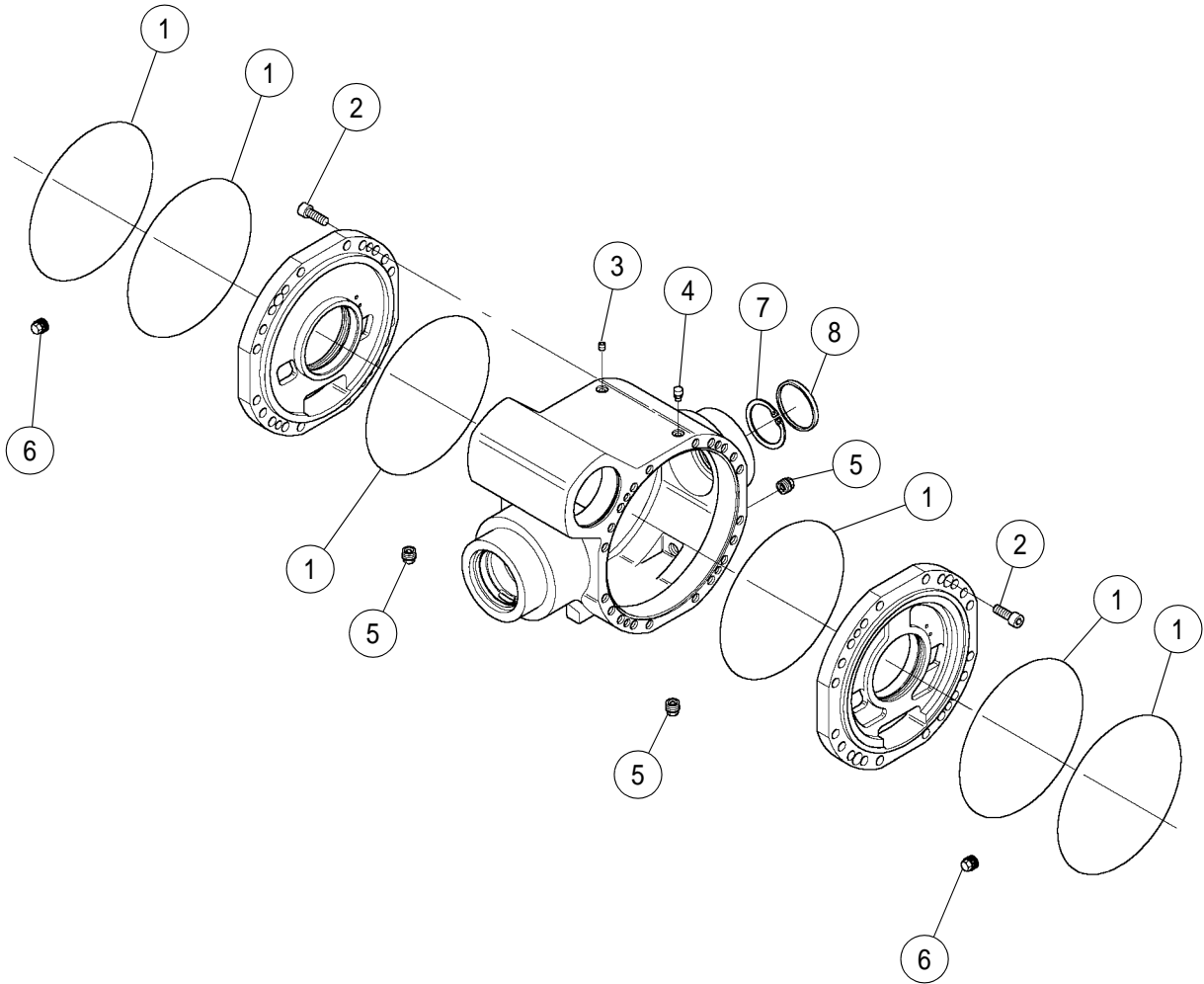
FRONT AXLE (54511084) - INTERNAL BREAKDOWN - SHEET
6 OF 6

BOM 54511084

| ITEM | COMM. NO. | DESCRIPTION | QTY | DIMENSIONS/NOTES |
|------|-----------|------------------------------------|-----|------------------|
| 106 | NSS | Not Sold separately | 4 | |
| 107 | 13284476 | Thrust Bushing | 2 | |
| 108 | NSS | Not Sold separately | 2 | |
| 109 | 59769364 | Fitting | 2 | |
| 110 | 59243006 | Plug | 2 | |
| 111 | 54633433 | Support | 2 | |
| 112 | 43875400 | Planetary Gear Carrier (Not Shown) | 2 | |

REAR AXLE (13264700) - INTERNAL BREAKDOWN - SHEET
1 OF 6

Dwg 13264700/00/01



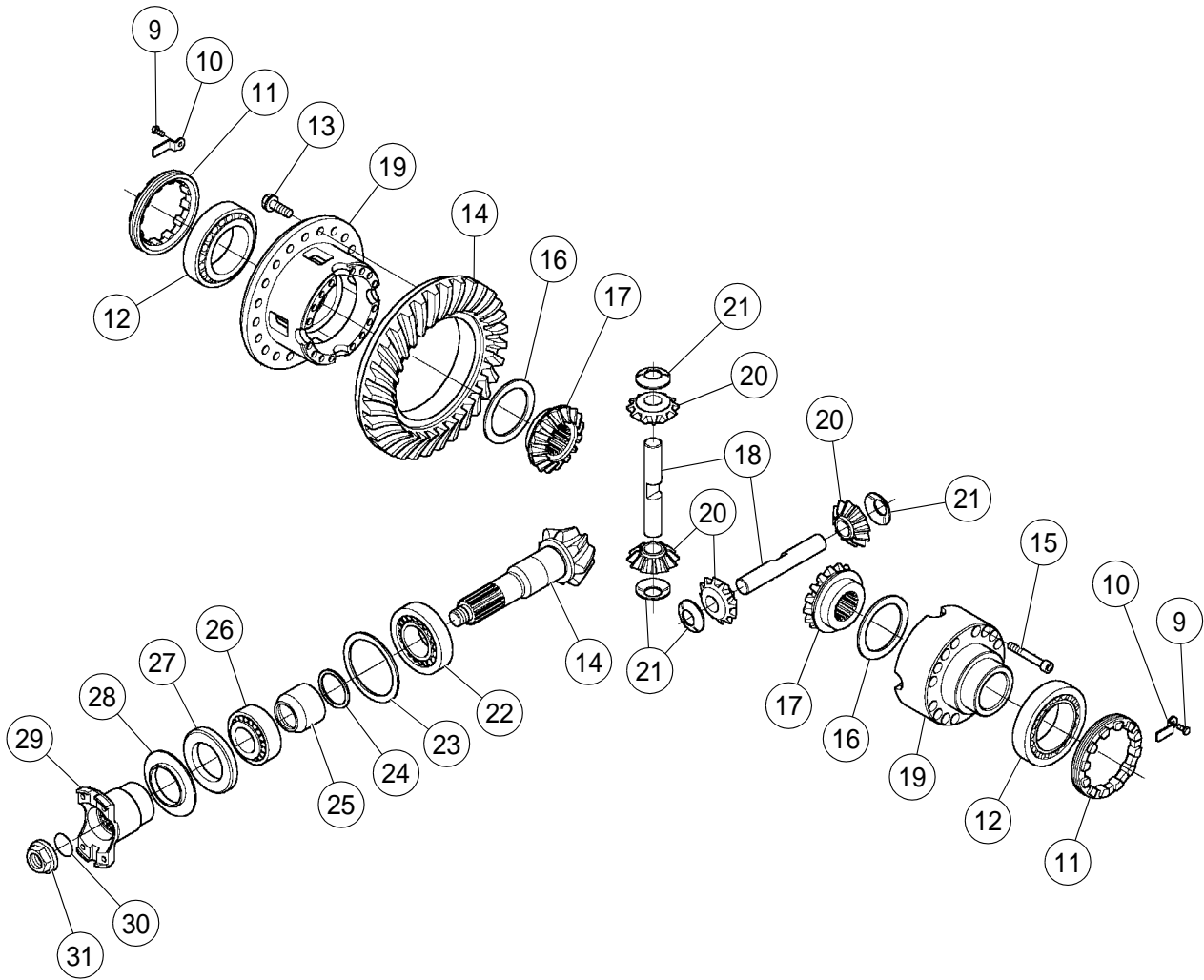
REAR AXLE (13264700) - INTERNAL BREAKDOWN - SHEET
1 OF 6

BOM 13264700

| ITEM | COMM. NO. | DESCRIPTION | QTY | DIMENSIONS/NOTES |
|------|-----------|---------------|-----|------------------|
| 1 | 54632765 | O-ring | 6 | |
| 2 | 59218214 | Cylinder Bolt | 8 | |
| 3 | 59793489 | Plug | 1 | |
| 4 | 59793588 | Vent | 1 | |
| 5 | 59078899 | Magnet Plug | 3 | |
| 6 | 10486116 | Plug | 1 | |
| 7 | 59790824 | Circlip | 1 | |
| 8 | 13263306 | Plug | 1 | |

REAR AXLE (13264700) - INTERNAL BREAKDOWN - SHEET
2 OF 6

Dwg 13264700/00/02



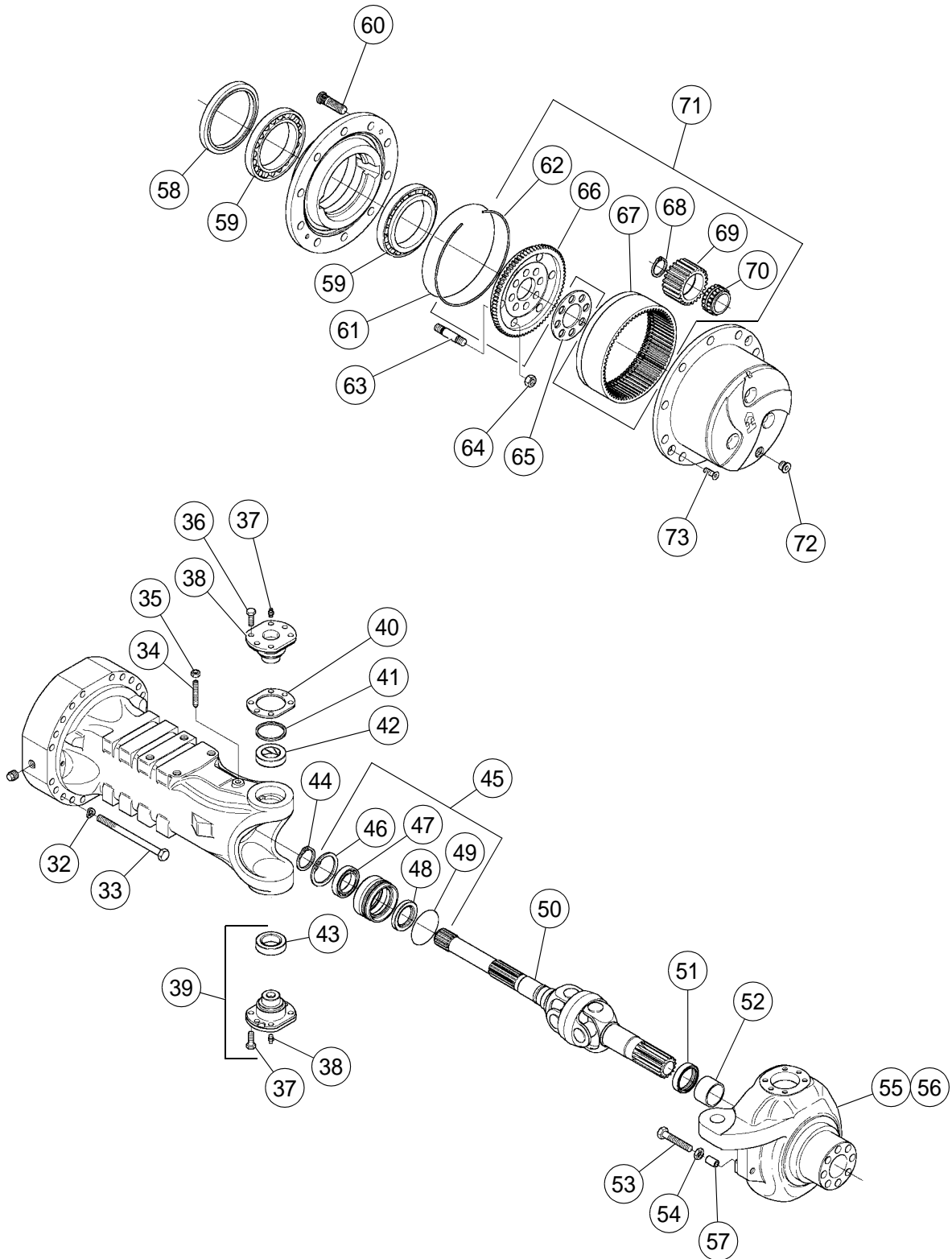
REAR AXLE (13264700) - INTERNAL BREAKDOWN - SHEET
2 OF 6

BOM 13264700

| ITEM | COMM. NO. | DESCRIPTION | QTY | DIMENSIONS/NOTES |
|------|-----------|------------------------|-----|------------------|
| 9 | 13066881 | Hex Bolt | 2 | |
| 10 | 59218339 | Locking Plate | 2 | |
| 11 | 54632773 | Nut,Ring | 3 | |
| 12 | 59778332 | Bearing | 2 | |
| 13 | 54632781 | Bolt | 20 | |
| 14 | 54632989 | Set,Bevel Gear | 1 | |
| 15 | 54632856 | Bolt | 15 | |
| 16 | 54632815 | Washer,Friction | 2 | |
| 17 | 54632823 | Gear,Side Differential | 2 | |
| 18 | 54632807 | Pin | 2 | |
| 19 | 13444963 | Differential | 1 | |
| 20 | 54632831 | Pinion,Differential | 4 | |
| 21 | 54632849 | Washer,Friction | 4 | |
| 22 | 58917436 | Tapered Roll | 1 | |
| 23 | 43802099 | Shim Set | 1 | |
| 24 | 43802107 | Shim Set | 1 | |
| 25 | 54632914 | Spacer | 1 | |
| 26 | 54632922 | Bearing,Roller | 1 | |
| 27 | 54632930 | Seal | 1 | |
| 28 | 54632948 | Coverplate | 1 | |
| 29 | 54632955 | Flange | 1 | |
| 30 | 54632963 | O-ring | 1 | |
| 31 | 54632971 | Nut | 1 | |

REAR AXLE (13264700) - INTERNAL BREAKDOWN - SHEET
3 OF 6

Dwg 13264700/00/03



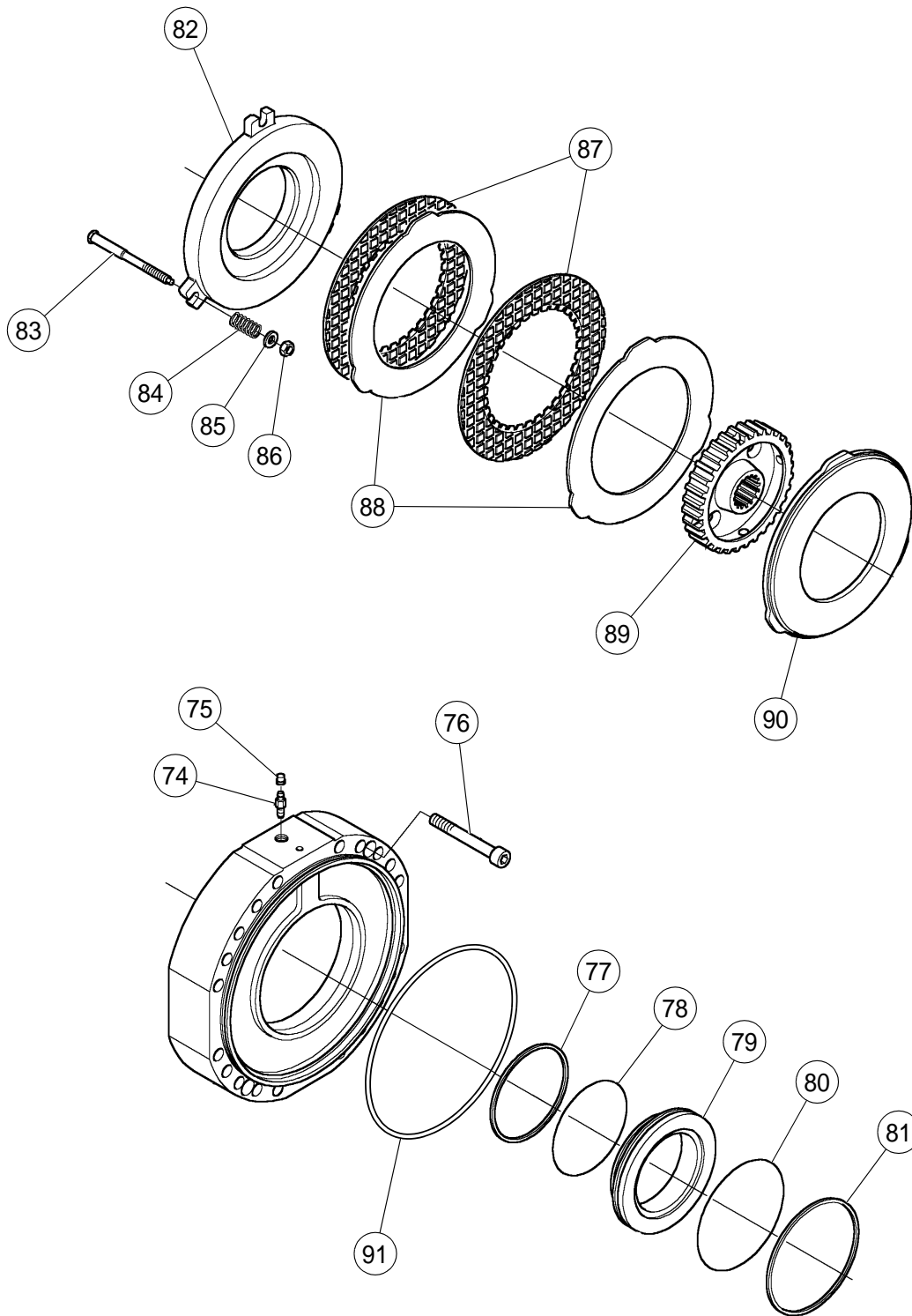
REAR AXLE (13264700) - INTERNAL BREAKDOWN - SHEET
3 OF 6

BOM 13264700

| ITEM | COMM. NO. | DESCRIPTION | QTY | DIMENSIONS/NOTES |
|------|-----------|-----------------------|-----|------------------|
| 32 | 54633029 | Washer, Spring | 40 | |
| 33 | 54633037 | Bolt | 40 | |
| 34 | 54633045 | Bolt | 2 | |
| 35 | 59791004 | Nut | 2 | |
| 36 | 54633052 | Bolt | 24 | |
| 37 | 59769364 | Fitting | 4 | |
| 38 | 43802131 | Pivot Pin | 4 | |
| 39 | 54633060 | Pin, Pivot | 2 | |
| 40 | 43802115 | Shim Set | 1 | |
| 41 | 43802149 | Dust Excluder | 2 | |
| 42 | 43802156 | Bushing | 2 | |
| 43 | 54633144 | Bearing | 2 | |
| 44 | 59790865 | Circlip | 2 | |
| 45 | 59194159 | Reduction Bushing | 2 | |
| 46 | 59790824 | Circlip | 2 | |
| 47 | 58804451 | Bearing | 2 | |
| 48 | 58804451 | Bearing | 2 | |
| 49 | 59194167 | O-ring | 2 | |
| 50 | 54633151 | Joint | 2 | |
| 51 | 54545983 | Ring | 2 | |
| 52 | 54545991 | Bushing, Thrust | 2 | |
| 53 | 54633169 | Bolt | 4 | |
| 54 | 59153643 | Nut | 4 | |
| 55 | 13228226 | Kit, Steer Case Right | 1 | |
| 56 | 13228218 | Kit, Steer Case Left | 1 | |
| 57 | 54633235 | Spacer | 4 | |
| 58 | 13444781 | Seal | 2 | |
| 59 | 58916925 | Tapered Roll | 4 | |
| 60 | 54633185 | Stud, Wheel | 20 | |
| 61 | 58974155 | O-ring | 2 | |
| 62 | 13229125 | Circlip | 2 | |
| 63 | 54633193 | Stud | 16 | |
| 64 | 54633201 | Nut | 16 | |
| 65 | 54633219 | Plate, Locking | 2 | |
| 66 | 19310697 | Ring Gear Support | 2 | |
| 67 | 13229133 | Ring Gear | 2 | |
| 68 | 13494299 | Seal | 6 | |
| 69 | 13229166 | Planet Gear | 6 | |
| 70 | 13494307 | Bearing | 6 | |
| 71 | 43802164 | Planetary Carrier Kit | 2 | |
| 72 | 59794115 | Plug | 2 | |
| 73 | 59246835 | Bolt, Tapped | 4 | |

REAR AXLE (13264700) - INTERNAL BREAKDOWN - SHEET
4 OF 6

Dwg 13264700/00/04



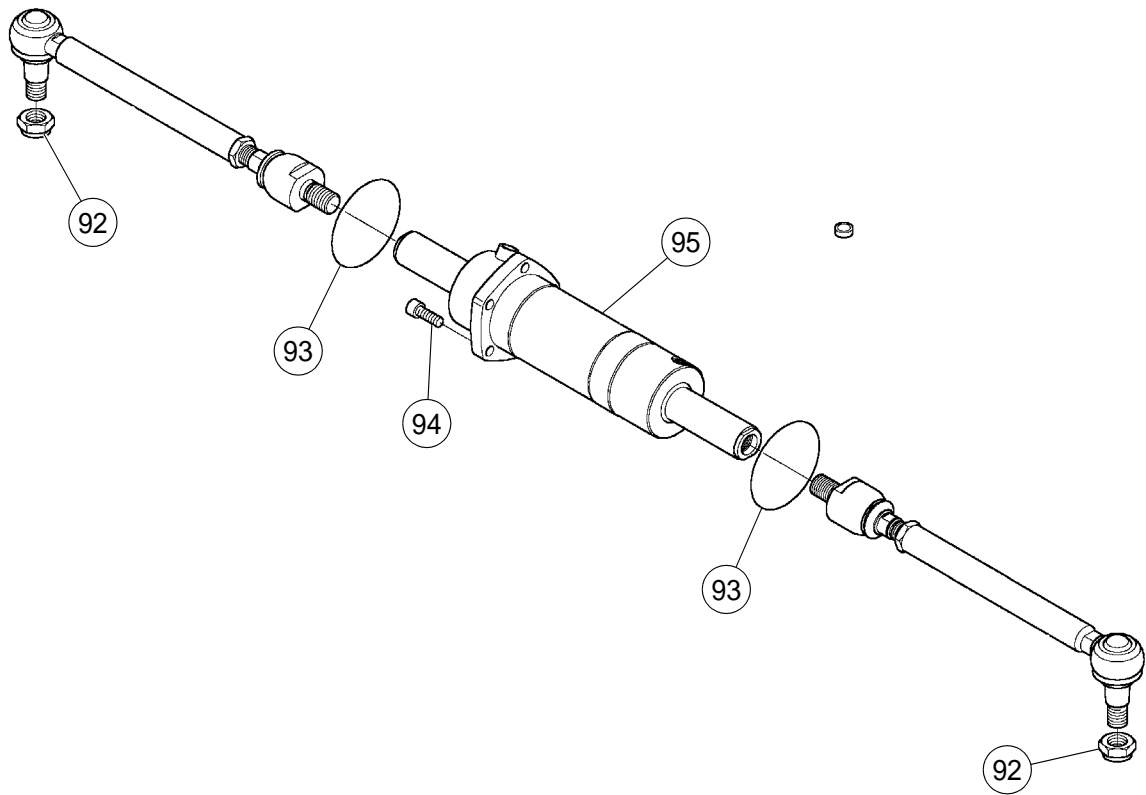
REAR AXLE (13264700) - INTERNAL BREAKDOWN - SHEET
4 OF 6

BOM 13264700

| ITEM | COMM. NO. | DESCRIPTION | QTY | DIMENSIONS/NOTES |
|------|-----------|-------------------------|-----|------------------|
| 74 | 59154021 | Bolt,Bleeding | 2 | |
| 75 | 59243006 | Plug | 2 | |
| 76 | 54633292 | Bolt,Cylinder | 4 | |
| 77 | 54633326 | Ring,Backup | 2 | |
| 78 | 54633334 | Seal | 2 | |
| 79 | 54633342 | Piston | 2 | |
| 80 | 59146506 | O-ring | 2 | |
| 81 | 59153874 | Ring,Back-Up | 2 | |
| 82 | 54633359 | Disc,Brake Intermediate | 2 | |
| 83 | 54633276 | Bolt,Adjusting | 6 | |
| 84 | 58917055 | Spring | 6 | |
| 85 | 59079871 | Washer | 6 | |
| 86 | 54633375 | Nut | 6 | |
| 87 | 54581475 | Disc,Brake | 4 | |
| 88 | 54581483 | Disc,Brake Intermediate | 4 | |
| 89 | 54633383 | Selector | 2 | |
| 90 | 54581491 | Disc,Brake Intermediate | 2 | |
| 91 | 54632765 | O-ring | 2 | |

REAR AXLE (13264700) - INTERNAL BREAKDOWN - SHEET
5 OF 6

Dwg 13264700/00/05



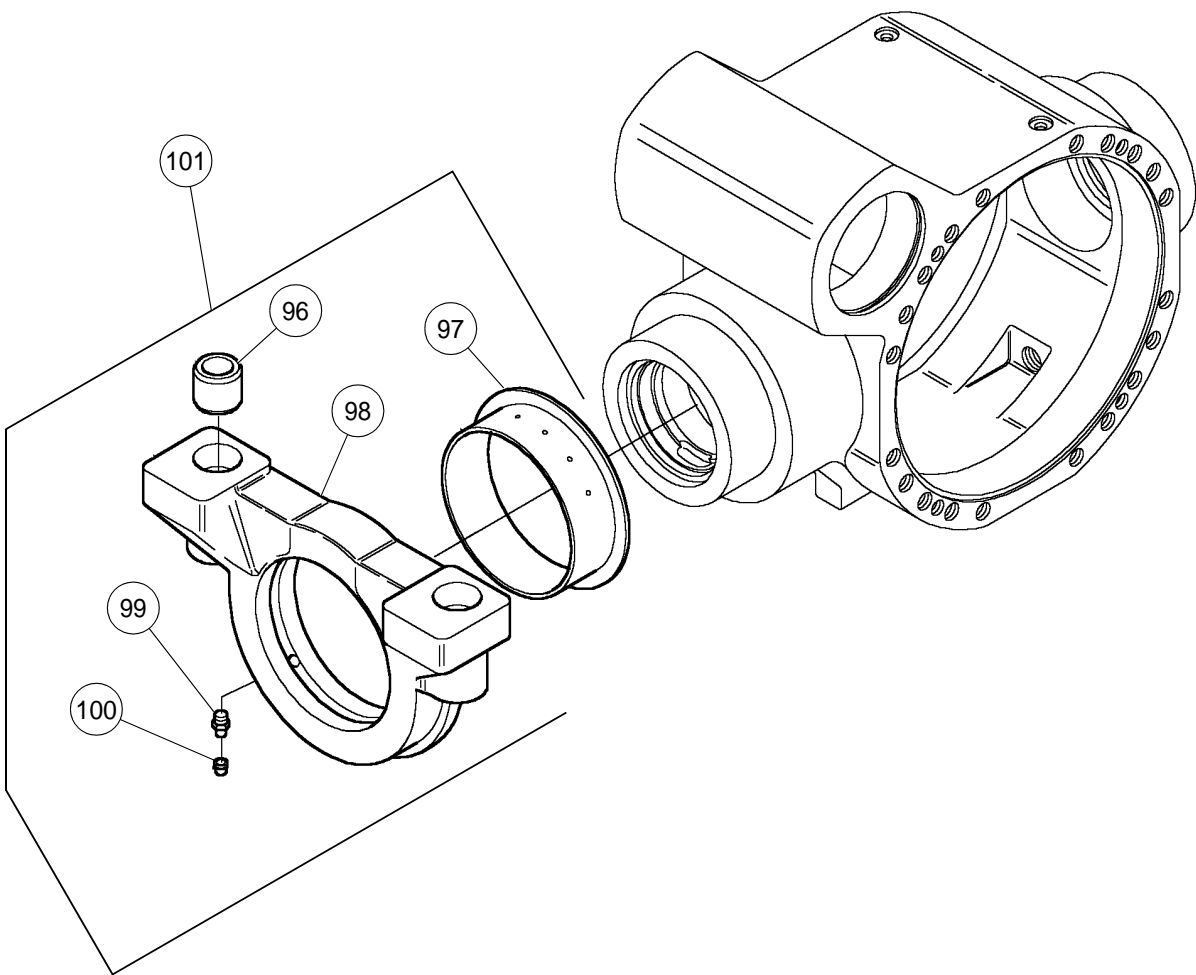
REAR AXLE (13264700) - INTERNAL BREAKDOWN - SHEET
5 OF 6

BOM 13264700

| ITEM | COMM. NO. | DESCRIPTION | QTY | DIMENSIONS/NOTES |
|------|-----------|---------------------|-----|------------------|
| 92 | 54633391 | Rod,Tie Articulated | 2 | |
| 93 | 13104021 | O-ring | 2 | |
| 94 | 59218214 | Cylinder Bolt | 5 | |
| 95 | 54731047 | Cylinder, Steering | 1 | |

REAR AXLE (13264700) - INTERNAL BREAKDOWN - SHEET
6 OF 6

Dwg 13264700/00/06



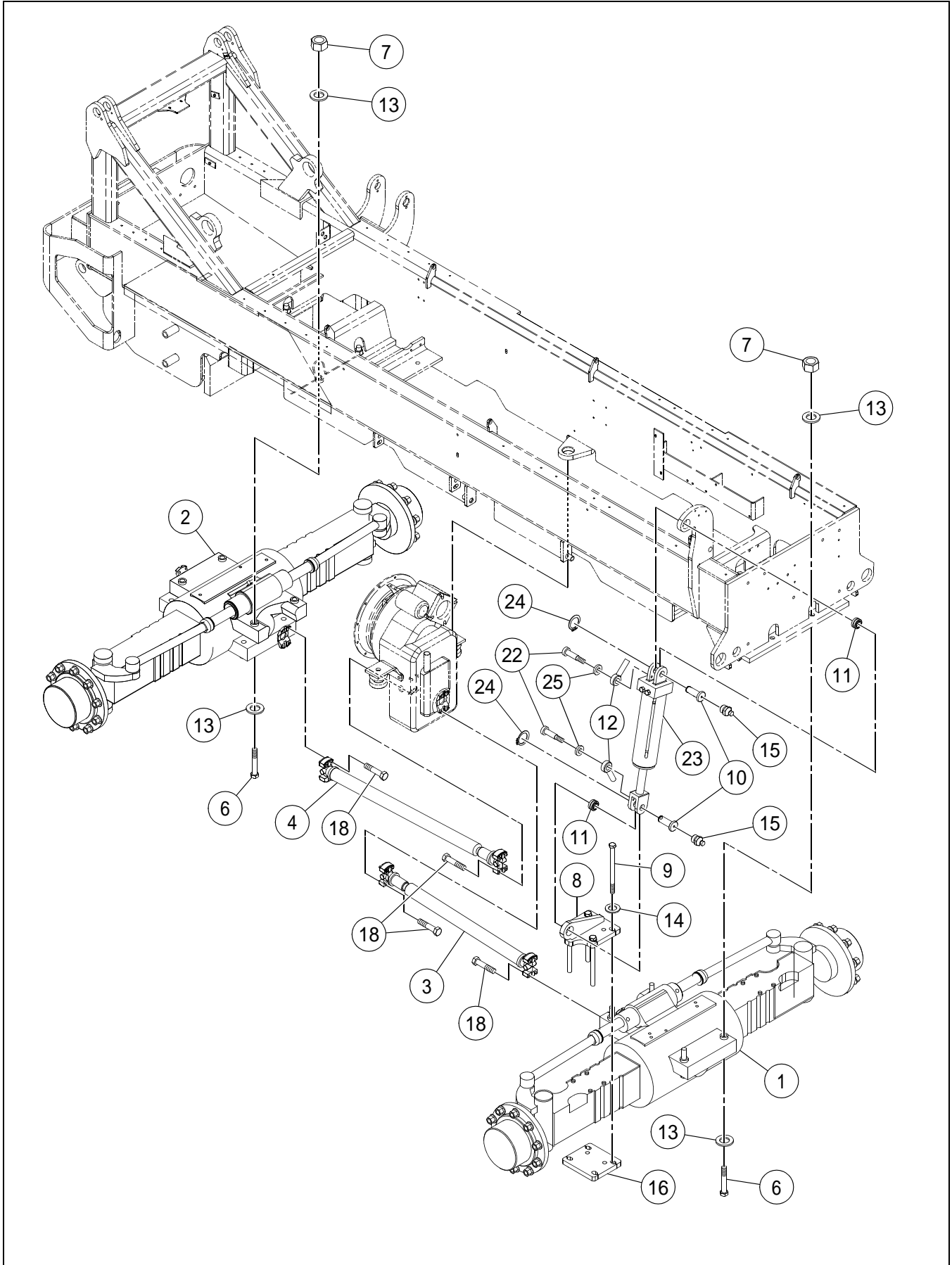
REAR AXLE (13264700) - INTERNAL BREAKDOWN - SHEET
6 OF 6

BOM 13264700

| ITEM | COMM. NO. | DESCRIPTION | QTY | DIMENSIONS/NOTES |
|------|-----------|---------------------|-----|------------------|
| 96 | NSS | Not Sold separately | 4 | |
| 97 | 13284476 | Thrust Bushing | 2 | |
| 98 | NSS | Not Sold separately | 2 | |
| 99 | 59769364 | Fitting | 2 | |
| 100 | 59243006 | Plug | 2 | |
| 101 | 13444161 | Support | 2 | |

AXLE INSTALLATION - PRIOR TO S/N 175808

Dwg D59255042/07



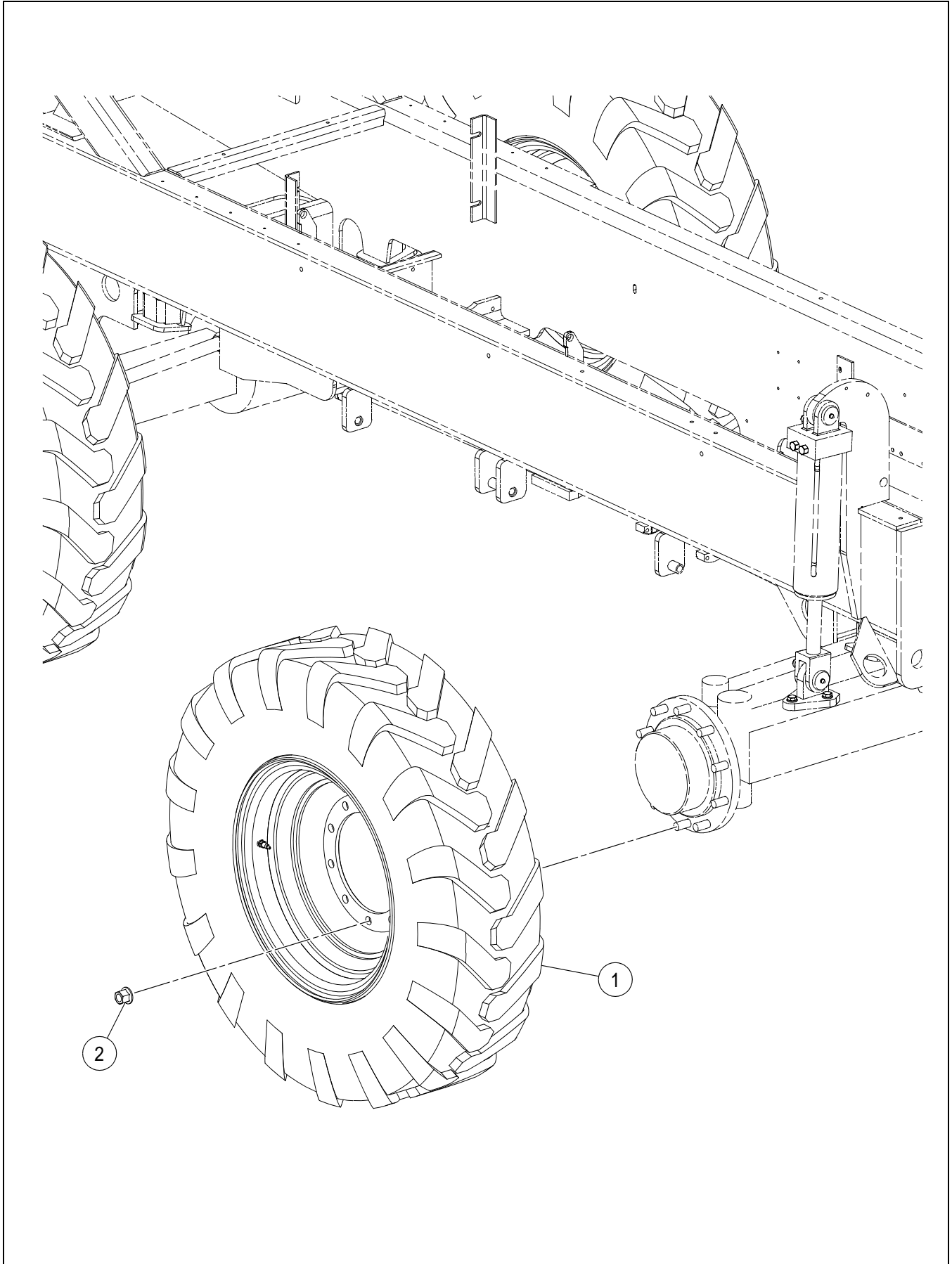
AXLE INSTALLATION - PRIOR TO S/N 175808

BOM 13265350

| ITEM | COMM. NO. | DESCRIPTION | QTY | DIMENSIONS/NOTES |
|------|-----------|-----------------------------------|-----|-------------------------|
| 1 | 54511084 | Front Axle | 1 | See Breakdown B - 6. |
| 2 | 13264700 | Rear Axle | 1 | See Breakdown B - 18. |
| 3 | 59224543 | Front Drive Shaft Assembly | 1 | |
| - | 13287420 | - Cross and Bearing | 2 | |
| 4 | 59224550 | Rear Drive Shaft Assembly | 1 | |
| - | 13287420 | - Cross and Bearing | 2 | |
| 6 | 96705603 | HHCS, Zinc Plated | 8 | M24 x 3.0 x 150 CI 10.9 |
| 7 | 96727532 | Hex Nut, Zinc Plated | 8 | M24 x 3 CI 8 |
| 8 | 59265389 | Frame Level Mount | 1 | |
| 9 | 96740337 | HSHCS, Zinc Plated | 4 | M20 x 2.5 x 260 CI 10.9 |
| 10 | 59272450 | Cylinder Pivot Pin | 2 | |
| 11 | 50268127 | Bearing | 2 | |
| 12 | 59455154 | Anchor | 2 | |
| 13 | 96738646 | Flatwasher, Zinc Plated | 16 | M24 Hardened CI 200 |
| 14 | 59565051 | Flatwasher | 4 | 3/4 |
| 15 | 95201547 | Fitting | 2 | |
| 16 | 59296319 | Base Plate | 1 | |
| 18 | 95920815 | HHCS, Zinc Plated | 16 | 3/8 x 24 x 1.75 Grd 8 |
| 22 | 96702311 | HHCS, Fully Threaded, Zinc Plated | 2 | M12 x 1.75 x 30 CI 8.8 |
| 23 | 13224969 | Frame Level Cylinder | 1 | |
| - | 54479407 | - Valve | 1 | |
| - | 13248505 | - Seal Kit | 1 | |
| - | 56944465 | - Locknut | 1 | |
| 24 | 95992608 | External Retaining Ring | 2 | |
| 25 | 96738596 | Flatwasher, Zinc Plated | 2 | M12 Hardened CI 200 |

WHEEL AND TIRE ASSEMBLY

Dwg D59132266/02



WHEEL AND TIRE ASSEMBLY

BOM 59247395

| ITEM | COMM. NO. | DESCRIPTION | QTY | DIMENSIONS/NOTES |
|------|-----------|---|-----|------------------|
| 1 | 13409743 | Wheel and Tire Assembly (Optional) | 4 | LSW |
| - | 13252713 | - Rim | 1 | 33.5 x 12.5 |
| - | 13409792 | - Tire | 1 | 375-581 16 Ply |
| - | 59524447 | - Air Valve | 1 | |
| - | 13409776 | Foam Wheel and Tire Assembly (Optional) | 4 | LSW w/Foam |
| - | 13409743 | - Wheel and Tire Assembly | 1 | LSW |
| - | 54503016 | - Foam Filled Tire | 1 | |
| - | 13170089 | Wheel and Tire Assembly (Optional) | 4 | Yokohama |
| - | 13170048 | - Rim | 1 | 24.0 x 10 |
| - | 13170055 | - Tire | 1 | 14-24, 16 Ply |
| - | 59637348 | - Air Valve | 1 | |
| - | 13482187 | - Air Valve Adapter w/cap | 1 | |
| - | 13170097 | Foam Wheel and Tire Assembly (Optional) | 4 | Foam Yokohama |
| - | 13170089 | - Wheel and Tire Assembly | 1 | Yokohama |
| - | 54503016 | - Foam Filled Tire | 1 | |
| - | 13517040 | Wheel and Tire Assembly (Optional) | 4 | Lift Rigger |
| - | 13517057 | - Rim | 1 | 24.0 x 9 |
| - | 59169656 | - Tire | 1 | 14-24, 12 Ply |
| - | 59524447 | - Air Valve | 1 | |
| - | 13517065 | Foam Wheel and Tire Assembly (Optional) | 4 | Lift Rigger |
| - | 13517040 | - Wheel and Tire Assembly | 1 | |
| - | 54503016 | - Foam Filled Tire | 1 | |
| - | 59524447 | - Air Valve | 1 | |
| - | 13409750 | Wheel and Tire Assembly (Optional) | 4 | Super Rigger |
| - | 13170048 | - Rim | 1 | 24.0 x 10 |
| - | 13409800 | - Tire | 1 | 14-24, 16 Ply |
| - | 59637348 | - Air Valve | 1 | |
| - | 13409784 | Foam Wheel and Tire Assembly (Optional) | 4 | Super Rigger |
| - | 13409750 | - Wheel and Tire Assembly | 1 | |
| - | 54503016 | - Foam Filled Tire | 1 | |
| 2 | 59163758 | Wheel Nut | 40 | |

*****Always use Ingersoll-Rand Replacement parts!*****

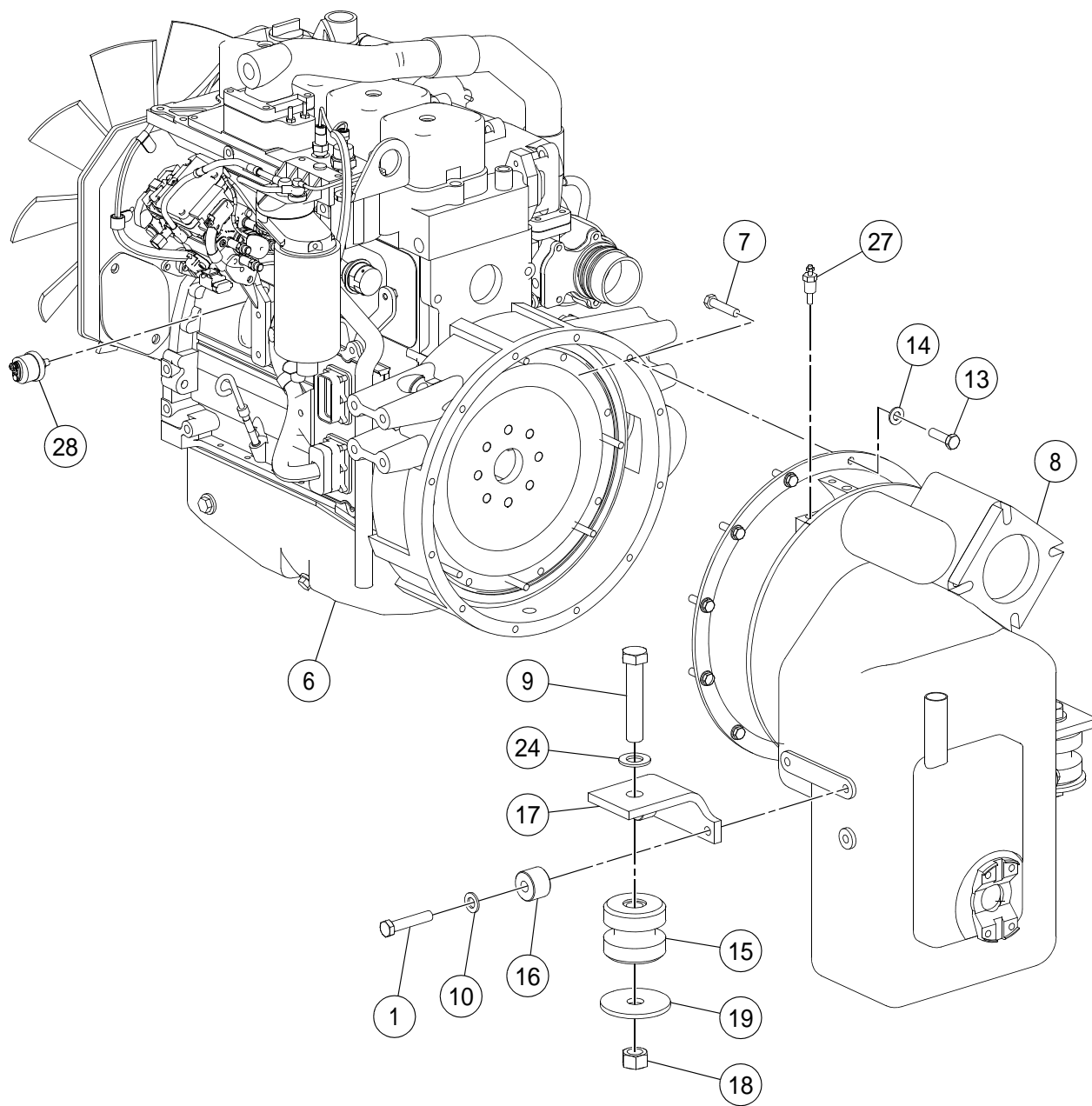


Section C - ENGINE/ TRANSMISSION



ENGINE/TRANSMISSION INSTALLATION - SHEET 1 OF 2

Dwg 13252739/04/01



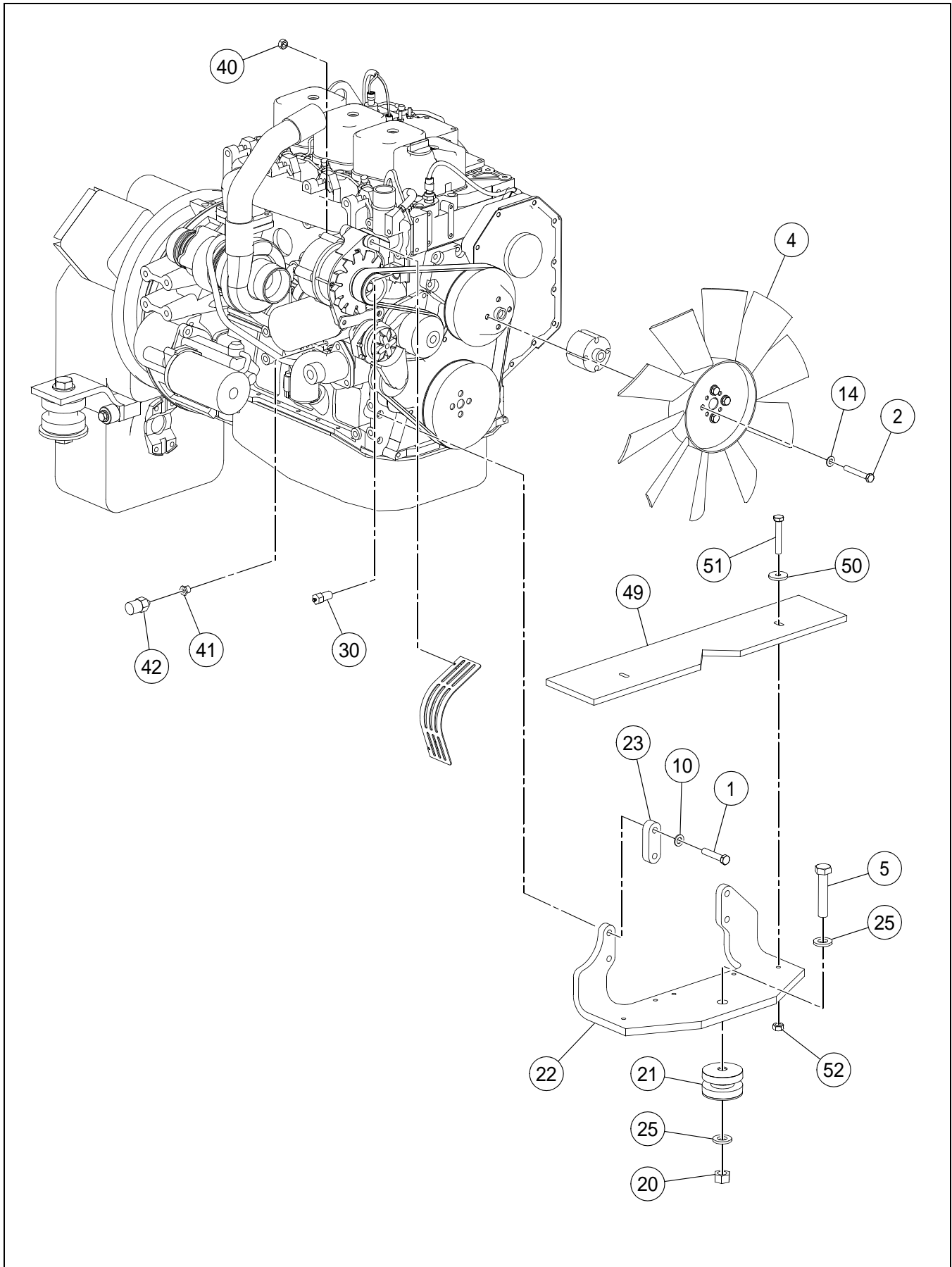
ENGINE/TRANSMISSION INSTALLATION - SHEET 1 OF 2

BOM 13252739

| ITEM | COMM. NO. | DESCRIPTION | QTY | DIMENSIONS/NOTES |
|----------|-----------------|---|----------|------------------------------|
| 1 | 96714910 | HHCS, Zinc Plated | 8 | M12 x 1.75 x 60 CI 10.9 |
| 6 | 13843693 | Engine - Effective with S/N 186429 | 1 | |
| - | 13284716 | - Engine Oil Filter | 1 | |
| - | 13284708 | - Fuel Filter | 1 | |
| - | 58827932 | - Pre-Fuel Filter | 1 | |
| - | 13284724 | - Starting Motor | 1 | |
| - | 13284732 | - Fan Belt | 1 | |
| - | 13852256 | - Alternator | 1 | |
| - | 13252648 | Engine - Prior to S/N 186429 | 1 | |
| - | 13284716 | - Engine Oil Filter | 1 | |
| - | 13284708 | - Fuel Filter | 1 | |
| - | 58827932 | - Pre-Fuel Filter | 1 | |
| - | 13284724 | - Starting Motor | 1 | |
| - | 13284732 | - Fan Belt | 1 | |
| - | 54726948 | - Alternator | 1 | |
| 7 | 95920815 | HHCS, Zinc Plated | 8 | 3/8 x 24 x 1.75 Grd 8 |
| 8 | 13481130 | Transmission - Effective with S/N 182443 | 1 | See Breakdown C - 6. |
| - | 54615711 | Transmission - Prior to S/N 182443 | 1 | See Breakdown C - 24. |
| 9 | 95972451 | HHCS, Zinc Plated | 2 | 7/8 x 9 x 4.75 |
| 10 | 59539569 | Hardened Flatwasher | 8 | |
| 13 | 96702410 | HHCS, Fully Threaded, Zinc Plated | 11 | M10 x 35 CI 10.9 |
| 14 | 96741046 | Flatwasher, Zinc Plated | 15 | M10 CI 200 |
| 15 | 13308044 | Transmission Mounting Bushing | 2 | |
| 16 | 13161849 | Spacer Bolt | 4 | |
| 17 | 13161856 | Transmission Mounting Bracket | 2 | |
| 18 | 59327908 | Hex Nut | 2 | 7/8 x 9 |
| 19 | 59115220 | Snubbing Washer | 2 | |
| 24 | 95922290 | Flatwasher, Zinc Plated | 2 | 7/8 |
| 27 | 59302554 | Transmission Temperature Sender | 1 | |
| 28 | 58878000 | Engine Oil Pressure Sender | 1 | |

ENGINE/TRANSMISSION INSTALLATION - SHEET 2 OF 2

Dwg 13252739/04/02



ENGINE/TRANSMISSION INSTALLATION - SHEET 2 OF 2

BOM 13252739

| ITEM | COMM. NO. | DESCRIPTION | QTY | DIMENSIONS/NOTES |
|------|-----------|-----------------------------------|-----|-------------------------|
| 1 | 96714910 | HHCS, Zinc Plated | 8 | M12 x 1.75 x 60 CI 10.9 |
| 2 | 96704713 | Hex Head Bolt, Zinc Plated | 4 | M10 x 1.5 x 70 CI 8.8 |
| 3 | 13307962 | Alternator Guard | 1 | |
| 4 | 59023747 | Suction Fan | 1 | |
| 5 | 95920096 | HHCS, Zinc Plated | 1 | 3/4 x 10 x 3.75 |
| 10 | 59539569 | Flatwasher | 8 | Hardened |
| 14 | 96741046 | Flatwasher, Zinc Plated | 15 | M10 CI 200 |
| 20 | 59327890 | Hex Nut | 1 | 3/4 x 10 |
| 21 | 59413757 | Shock Mount | 1 | |
| 22 | 13155361 | Engine Mounting Plate | 1 | |
| 23 | 59176503 | Engine Spacer | 2 | |
| 25 | 59544213 | Washer | 2 | 3/4 Hardened |
| 30 | 59816322 | Engine Coolant Temperature Sender | 1 | |
| 40 | 96701370 | Nut, Zinc Plated | 1 | M8 x 1.25 CI 8 |
| 41 | 95038030 | Bushing | 1 | |
| 42 | 59124578 | Engine Oil Pressure Switch | 1 | |
| 49 | 59291179 | Engine Mount Baffle | 1 | |
| 50 | 50264860 | Washer | 2 | |
| 51 | 96702402 | HHCS, Zinc Plated | 2 | M8 x 1.25 x 50 CI 8.8 |
| 52 | 96704606 | Hex Locknut, Zinc Plated | 2 | M8 x 1.25 CI 8 |

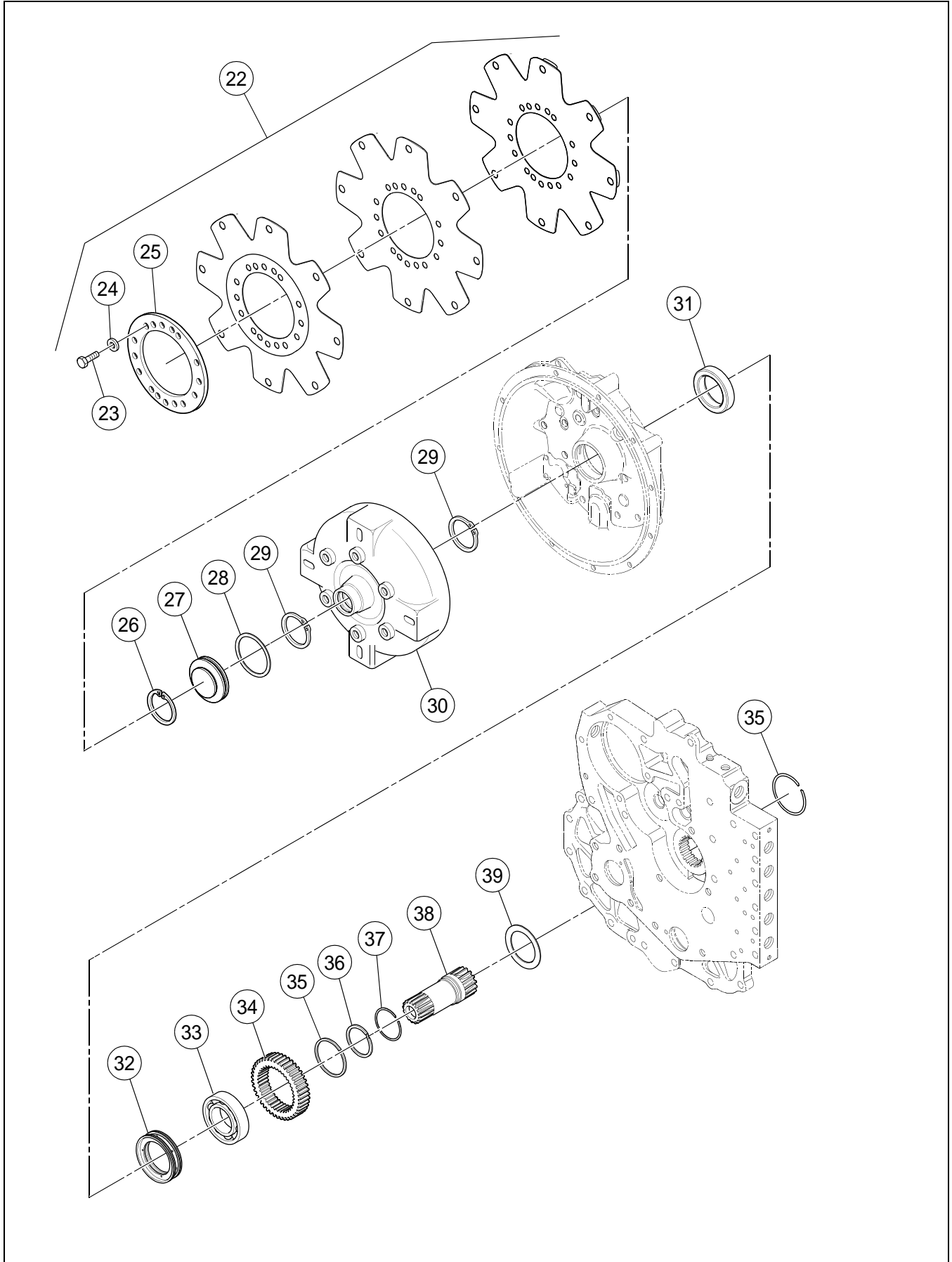
TRANSMISSION (13481130) - EFFECTIVE WITH S/N 182443 -
INTERNAL BREAKDOWN - SHEET 1 OF 9

BOM 13481130

| ITEM | COMM. NO. | DESCRIPTION | QTY | DIMENSIONS/NOTES |
|------|-----------|---------------------------|-----|------------------|
| 1 | 13309331 | Converter Housing | 1 | |
| 2 | 59248567 | Lockwasher | 19 | |
| 3 | 59124123 | Screw | 13 | |
| 4 | 59124107 | Gasket | 1 | |
| 5 | 59130641 | Seat Snap Ring | 1 | |
| 6 | 59130633 | Poppet Safety Valve | 1 | |
| 7 | 59130658 | Screw | 7 | |
| 8 | 59130666 | Screw | 2 | |
| 9 | 59130674 | Washer Poppet | 1 | |
| 10 | 59130682 | Spring Safety Valve | 1 | |
| 11 | 59130690 | Seat Safety Valve | 1 | |
| 12 | 59124164 | Gasket | 1 | |
| 13 | 54496591 | O-ring | 3 | |
| 14 | 51009116 | Air Breather | 1 | |
| 15 | 59130617 | Screw and Tube Assembly | 1 | |
| 16 | 59130625 | O-ring | 1 | |
| 17 | 59131110 | Nut | 1 | |
| 18 | 59144105 | Washer | 1 | |
| 19 | 59144113 | Retainer Clip | 1 | |
| 20 | 59124172 | Dowel Pin | 2 | |
| 21 | 50754977 | Drain Plug | 1 | |
| 250 | 13497532 | Plug | 4 | |
| 251 | 54496591 | O-ring | 4 | |
| 252 | 13497532 | Plug | 1 | |
| 253 | 54496591 | O-ring | 1 | |
| 254 | 51009108 | Plug | 1 | |
| 255 | 59124131 | Screw | 6 | |
| 256 | 59124123 | Screw | 3 | |
| 257 | 54727342 | Screw | 1 | |
| 258 | 59248567 | Lockwasher | 13 | |
| 259 | 13497540 | Plug | 1 | |
| 260 | 13497557 | Plug | 1 | |
| 270 | 13497565 | Plug | 2 | |
| 271 | 13497573 | O-ring | 2 | |
| 272 | 13497581 | Spacer Plate | 1 | |
| 273 | 13497599 | Plug | 1 | |
| 274 | 13497607 | Plug | 3 | |
| 275 | 50801257 | Plug | 1 | |
| 276 | 13497599 | Plug | 1 | |
| 277 | 51009108 | Plug | 1 | |
| 278 | 13497615 | Plug | 1 | |
| 279 | 54483037 | Dipstick Tube (Not Shown) | 1 | |
| 280 | 13335575 | Dipstick Kit | 1 | |
| 281 | 59124149 | Sensor Port Plug | 2 | |
| 282 | 54493176 | O-ring | 2 | |
| 283 | 13497623 | Speed Sensor Screw | 2 | |
| 284 | 59124131 | Screw (Not Shown) | 1 | |
| 285 | 59144097 | Washer | 1 | |
| 286 | 13306477 | Transmission Case | 1 | |

TRANSMISSION (13481130) - EFFECTIVE WITH S/N 182443 -
INTERNAL BREAKDOWN - SHEET 2 OF 9

Dwg 13492756/00/02



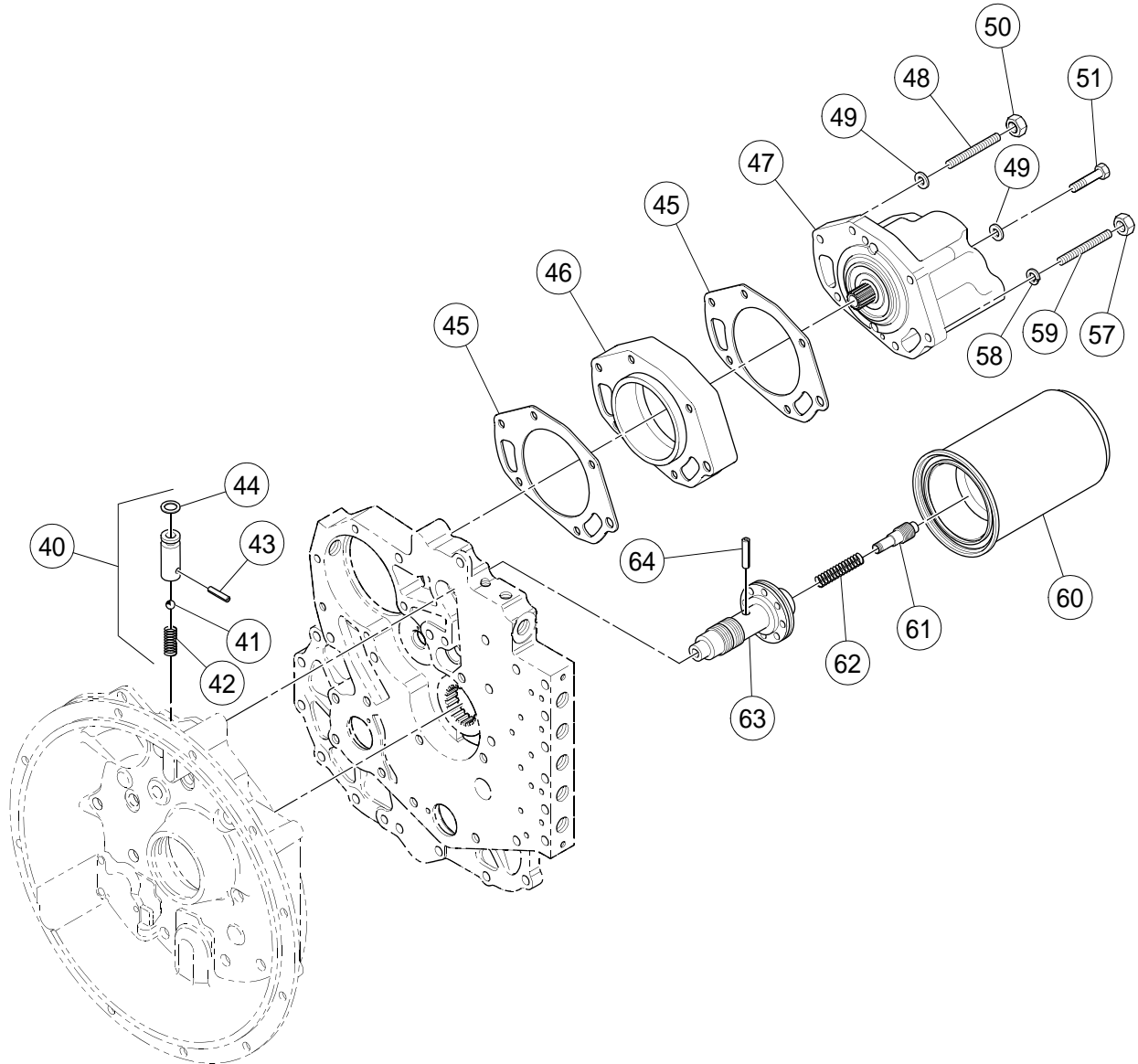
TRANSMISSION (13481130) - EFFECTIVE WITH S/N 182443 -
INTERNAL BREAKDOWN - SHEET 2 OF 9

BOM 13481130

| ITEM | COMM. NO. | DESCRIPTION | QTY | DIMENSIONS/NOTES |
|------|-----------|---------------------------|-----|------------------|
| 22 | 59133579 | Drive Plate Kit | 1 | |
| 23 | 54634175 | - Screw | 6 | |
| 24 | 54483086 | - Lockwasher | 6 | |
| 25 | 58886029 | - Driveplate Backing Ring | 1 | |
| 26 | 58886052 | Retaining Ring | 1 | |
| 27 | 50959824 | Plug | 1 | |
| 28 | 59481572 | O-ring | 1 | |
| 29 | 59130732 | Snap Ring | 2 | |
| 30 | 59144121 | Torque Converter | 1 | |
| 31 | 59130757 | Seal Oil | 1 | |
| 32 | 59130773 | Oil Distributor Ring | 1 | |
| 33 | 59130781 | Bearing Torque Converter | 1 | |
| 34 | 59130799 | Gear Impeller Hub | 1 | |
| 35 | 59130807 | Snap Ring | 2 | |
| 36 | 59130815 | Piston Ring | 1 | |
| 37 | 59130823 | Expander Piston Ring | 1 | |
| 38 | 59130831 | Support Stator | 1 | |
| 39 | 59130849 | Washer | 1 | |

TRANSMISSION (13481130) - EFFECTIVE WITH S/N 182443 -
INTERNAL BREAKDOWN - SHEET 3 OF 9

Dwg 13492756/00/03



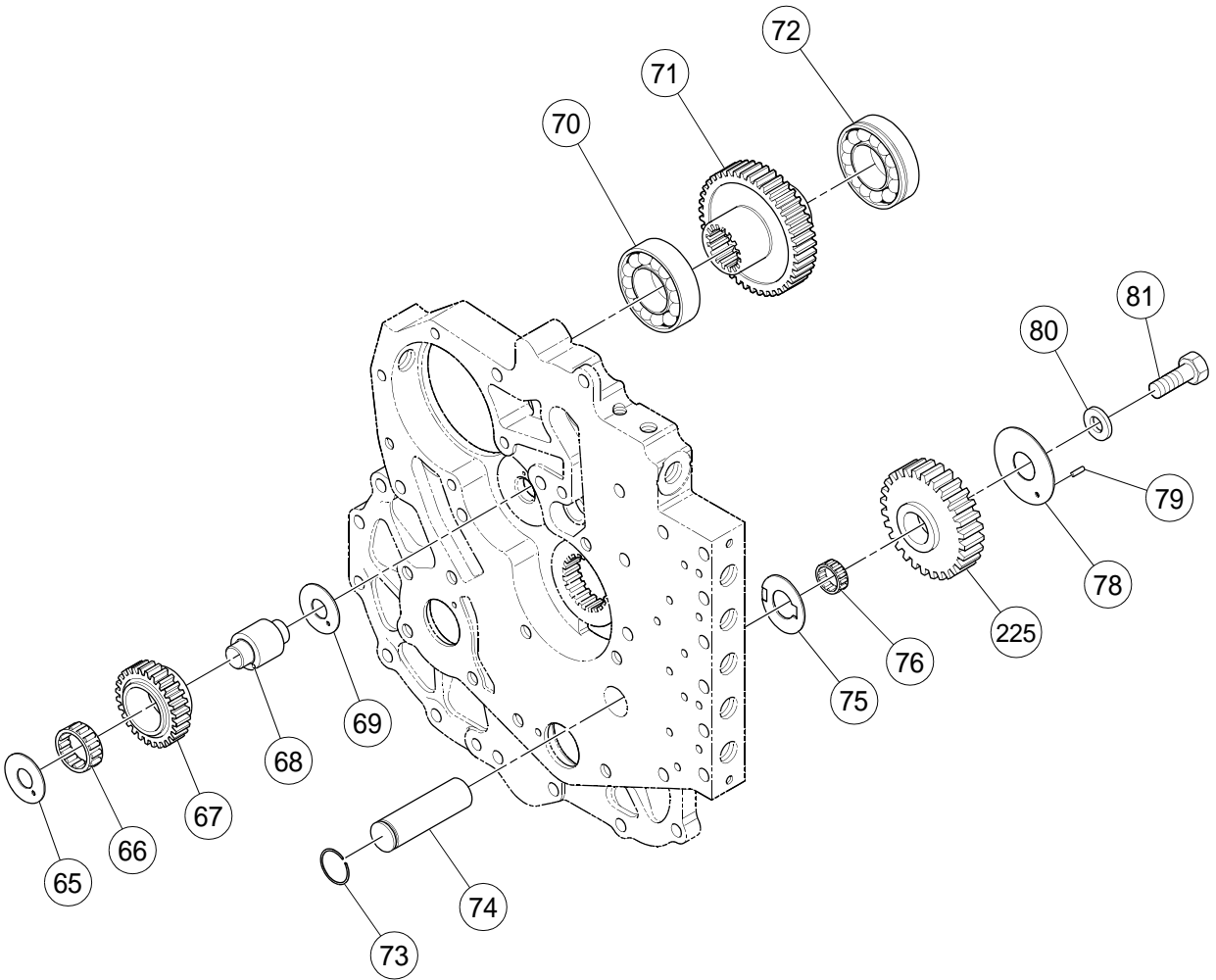
TRANSMISSION (13481130) - EFFECTIVE WITH S/N 182443 -
INTERNAL BREAKDOWN - SHEET 3 OF 9

BOM 13481130

| ITEM | COMM. NO. | DESCRIPTION | QTY | DIMENSIONS/NOTES |
|------|-----------|----------------------|-----|------------------|
| 40 | 59130948 | Check Ball Valve | 1 | |
| 41 | 59130963 | - Ball | 1 | |
| 42 | 59130971 | - Spring | 1 | |
| 43 | 59130955 | - Pin | 1 | |
| 44 | 59130930 | - O-ring | 1 | |
| 45 | 59130989 | Gasket | 2 | |
| 46 | 59130997 | Adater | 1 | |
| 47 | 59131003 | Charge Pump | 1 | |
| 48 | 59131011 | Stud | 1 | |
| 49 | 59131052 | Lockwasher Stud | 5 | |
| 50 | 59131037 | Nut Stud | 1 | |
| 51 | 13284781 | Pump Mounting Screw | 4 | |
| 57 | 59131110 | Nut | 1 | |
| 58 | 59248567 | Lockwasher | 1 | |
| 59 | 59131128 | Stud | 1 | |
| 60 | 13284450 | Transmission Element | 1 | |
| 61 | 59131144 | Piston | 1 | |
| 62 | 59131151 | Spring | 1 | |
| 63 | 59131185 | Regulator Valve | 1 | |
| 64 | 59131169 | Pin | 1 | |

TRANSMISSION (13481130) - EFFECTIVE WITH S/N 182443 -
INTERNAL BREAKDOWN - SHEET 4 OF 9

Dwg 13492756/00/04



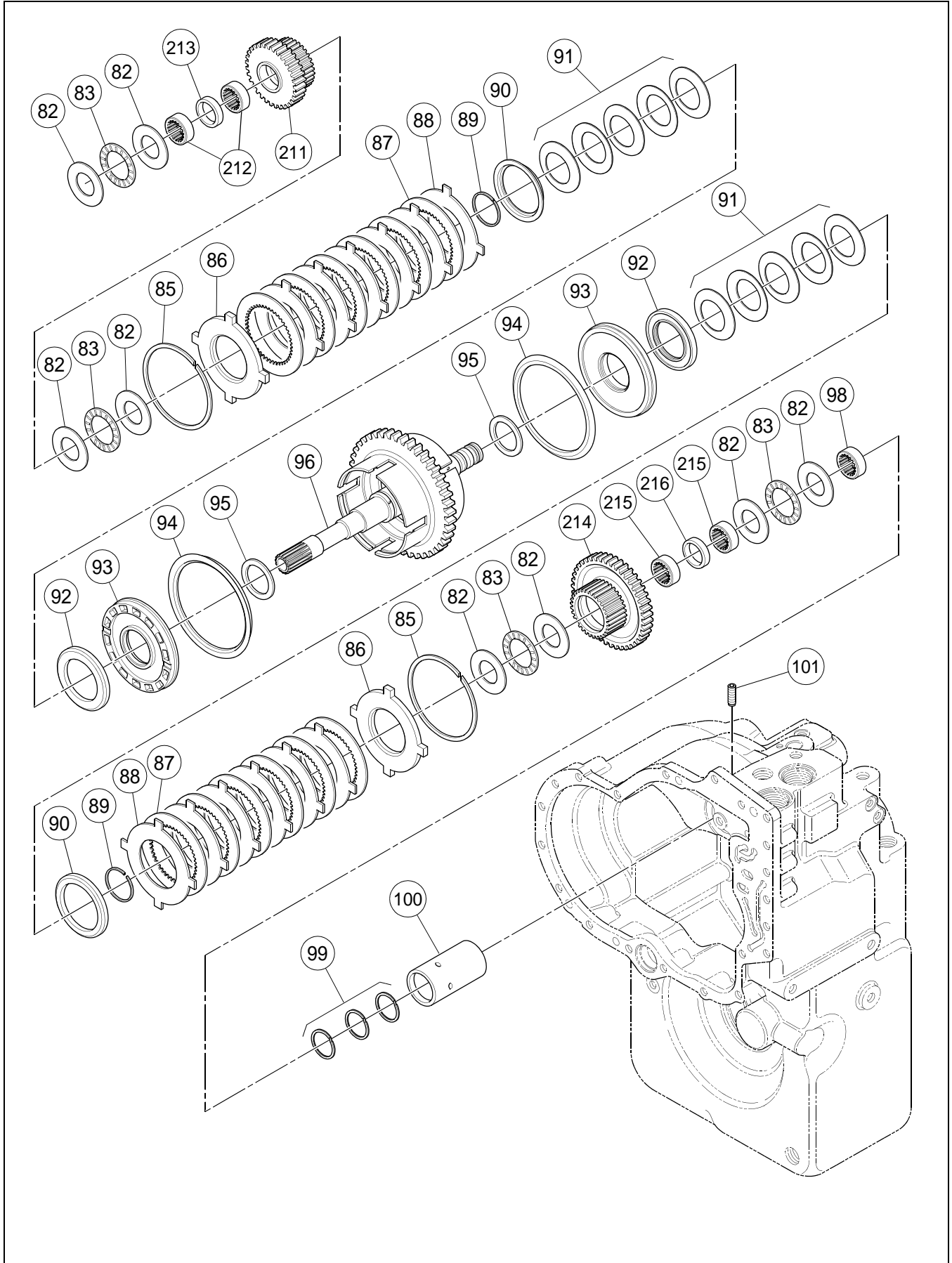
TRANSMISSION (13481130) - EFFECTIVE WITH S/N 182443 -
INTERNAL BREAKDOWN - SHEET 4 OF 9

BOM 13481130

| ITEM | COMM. NO. | DESCRIPTION | QTY | DIMENSIONS/NOTES |
|------|-----------|---------------------------------------|-----|------------------|
| 65 | 59130856 | Thrust Washer | 2 | |
| 66 | 59130864 | Bearing Idler Gear | 1 | |
| 67 | 59130872 | Idler Gear | 1 | 31 Tooth |
| 68 | 59130880 | Shaft Idler and Pin | 1 | |
| 69 | | This item not used with this Assembly | | |
| 70 | 59130906 | Bearing | 1 | |
| 71 | 59130914 | Drive Gear | 1 | 34 Tooth |
| 72 | 59130922 | Bearing | 1 | |
| 73 | 59131193 | Snap Ring | 1 | |
| 74 | 59131201 | Shaft | 1 | |
| 75 | 59131219 | Thrust Washer | 1 | |
| 76 | 59131227 | Bearing | 1 | |
| 78 | 59124198 | End Plate | 1 | |
| 79 | 59130724 | Roll Pin | 1 | |
| 80 | 59130708 | Washer | 1 | |
| 81 | 59130716 | Capscrew | 1 | |
| 225 | 59131235 | Reverse Idler Gear | 1 | |
| 226 | 54483763 | First Driven Gear (Not Shown) | 1 | |

TRANSMISSION (13481130) - EFFECTIVE WITH S/N 182443 -
INTERNAL BREAKDOWN - SHEET 5 OF 9

Dwg 13492756/00/05



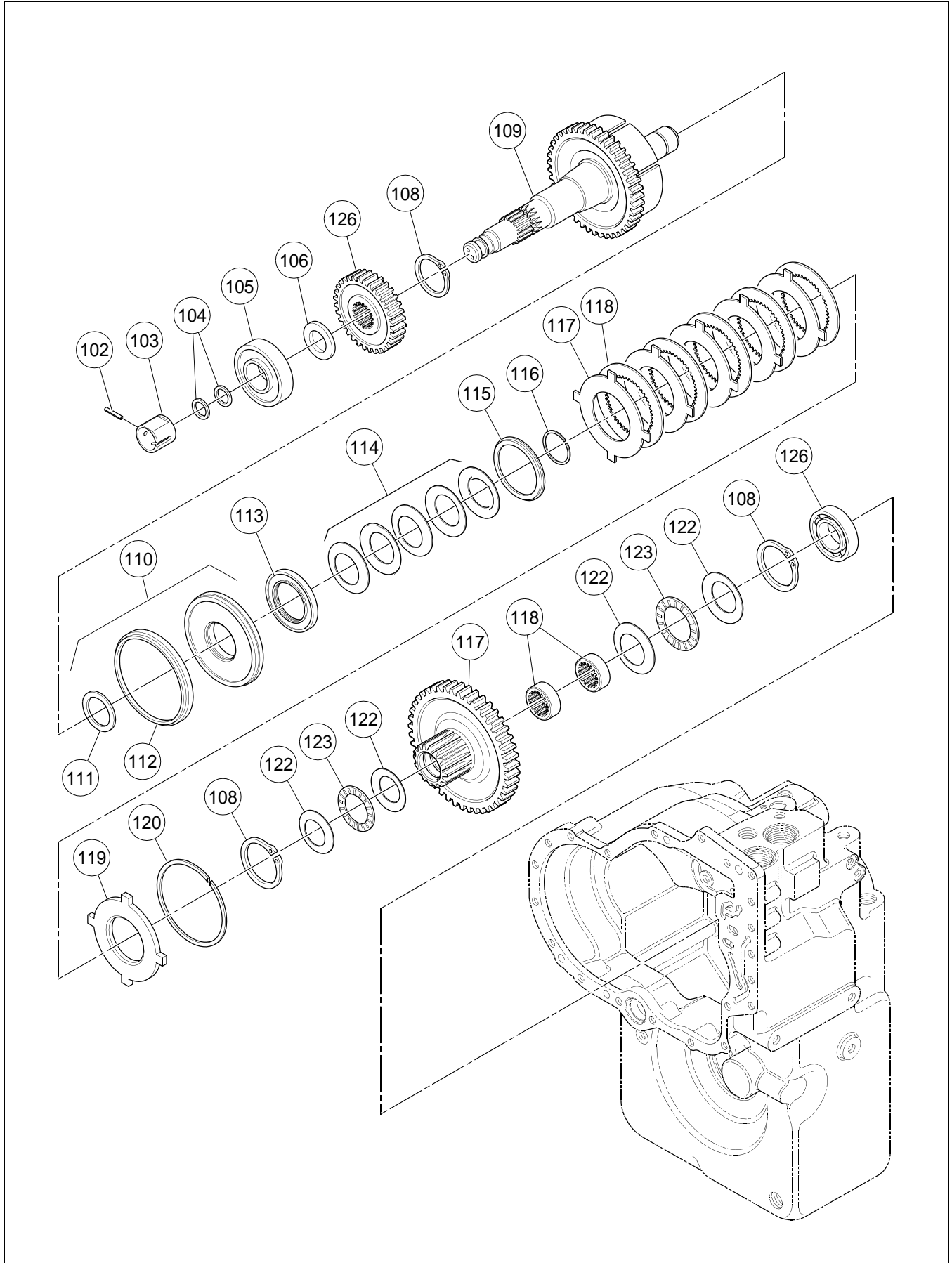
TRANSMISSION (13481130) - EFFECTIVE WITH S/N 182443 -
INTERNAL BREAKDOWN - SHEET 5 OF 9

BOM 13481130

| ITEM | COMM. NO. | DESCRIPTION | QTY | DIMENSIONS/NOTES |
|------|-----------|------------------------|-----|------------------|
| 82 | 59131243 | Thrust Washer | 8 | |
| 83 | 59131250 | Bearing Thrust Washer | 4 | |
| 85 | 59131268 | Snap Ring | 2 | |
| 86 | 59131276 | End Plate | 2 | |
| 87 | 59131284 | Inner Disc | 12 | |
| 88 | 59131292 | Outer Disc | 12 | |
| 89 | 59131300 | Snap Ring | 2 | |
| 90 | 59131318 | Retainer Snap Ring | 2 | |
| 91 | 59131326 | Disc Washer | 2 | |
| 92 | 59131334 | Wear Plate | 2 | |
| 93 | 59131342 | Piston Clutch | 2 | |
| 94 | 59131359 | Outer Seal | 2 | |
| 95 | 59131367 | Inner Seal | 2 | |
| 96 | 59131375 | Turbine Shaft | 1 | |
| 98 | 59131383 | Piston Ring | 1 | |
| 99 | 59131391 | Piston Ring | 3 | |
| 100 | 59143404 | Oil Distributor Sleeve | 1 | |
| 101 | 59143412 | Retainer Screw | 1 | |
| 211 | 59143453 | Gear and Bearing | 1 | |
| 212 | 59143420 | Bearing | 2 | |
| 213 | 59143438 | Spacer | 1 | |
| 214 | 59143461 | Gear and Bearing | 1 | |
| 215 | 59143420 | Bearing | 2 | |
| 216 | 59143438 | Spacer | 1 | |

TRANSMISSION (13481130) - EFFECTIVE WITH S/N 182443 -
INTERNAL BREAKDOWN - SHEET 6 OF 9

Dwg 13492756/00/06



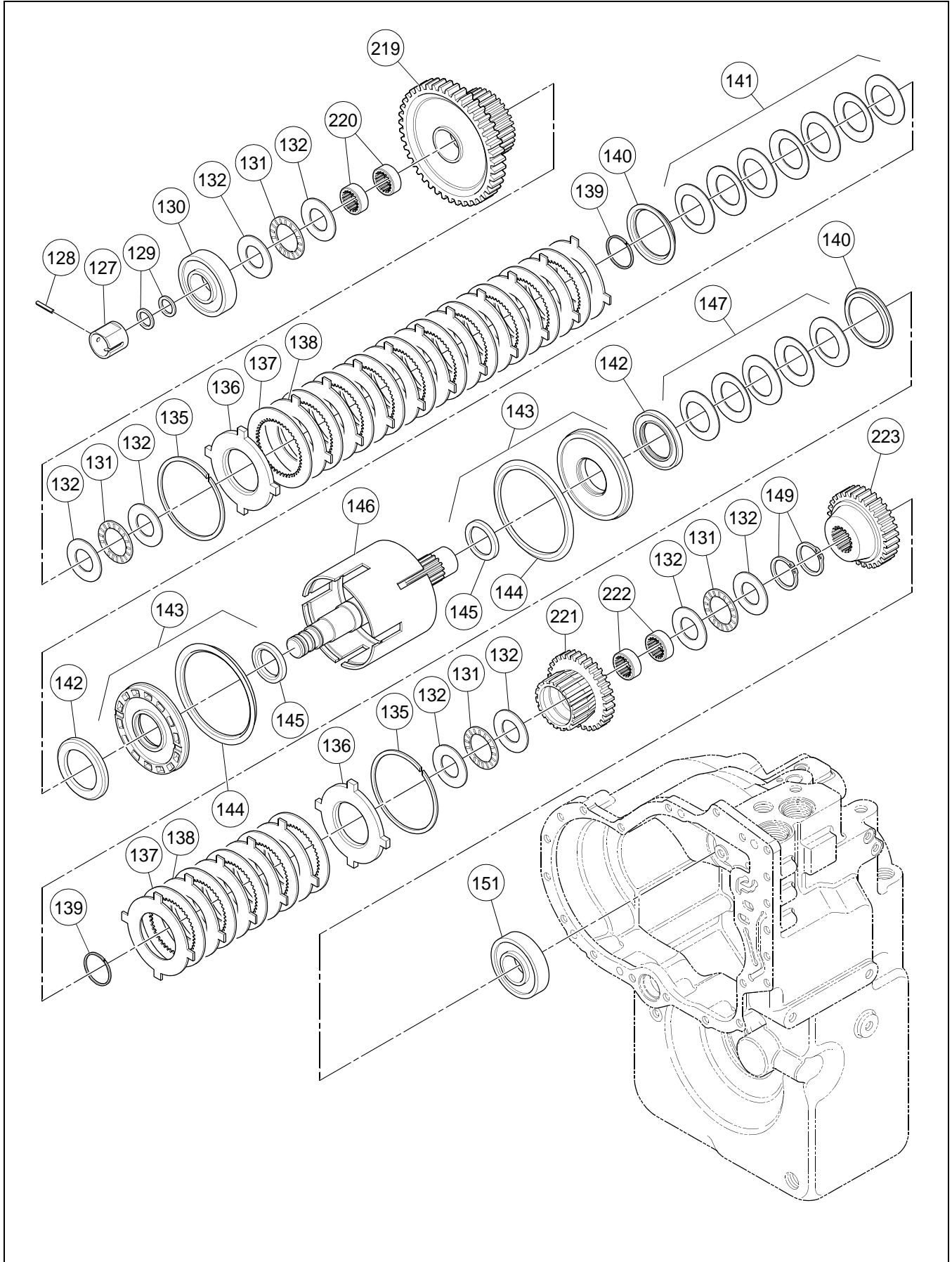
TRANSMISSION (13481130) - EFFECTIVE WITH S/N 182443 -
INTERNAL BREAKDOWN - SHEET 6 OF 9

BOM 13481130

| ITEM | COMM. NO. | DESCRIPTION | QTY | DIMENSIONS/NOTES |
|------|-----------|------------------------------------|-----|------------------|
| 102 | 59143479 | Screw | 1 | |
| 103 | 59143495 | Sleeve | 1 | |
| 104 | 59131391 | Piston Ring | 2 | |
| 105 | 54483961 | Bearing Seal | 1 | |
| 106 | 54483987 | Washer Bearing Support | 1 | |
| 108 | 54484001 | External Snap Ring | 3 | |
| 109 | 13284773 | Third Shaft Drum and Plug Assembly | 1 | |
| 110 | 59143537 | Seat Piston and Ball | 1 | |
| 111 | 59131367 | Inner Seal | 1 | |
| 112 | 59131359 | Outer Seal | 1 | |
| 113 | 59131334 | Wear Plate | 1 | |
| 114 | 59131326 | Disc Washer | 1 | |
| 115 | 59131318 | Retainer Snap Ring | 1 | |
| 116 | 59131300 | Snap Ring | 1 | |
| 117 | 59131292 | Outer Disc | 5 | |
| 118 | 59131284 | Inner Disc | 5 | |
| 119 | 59131276 | End Plate | 1 | |
| 120 | 59131268 | Snap Ring | 1 | |
| 122 | 54484035 | Thrust Washer | 4 | |
| 123 | 54484043 | Thrust Bearing | 2 | |
| 126 | 54484050 | Roller Bearing | 1 | |

TRANSMISSION (13481130) - EFFECTIVE WITH S/N 182443 -
INTERNAL BREAKDOWN - SHEET 7 OF 9

Dwg 13492756/00/07



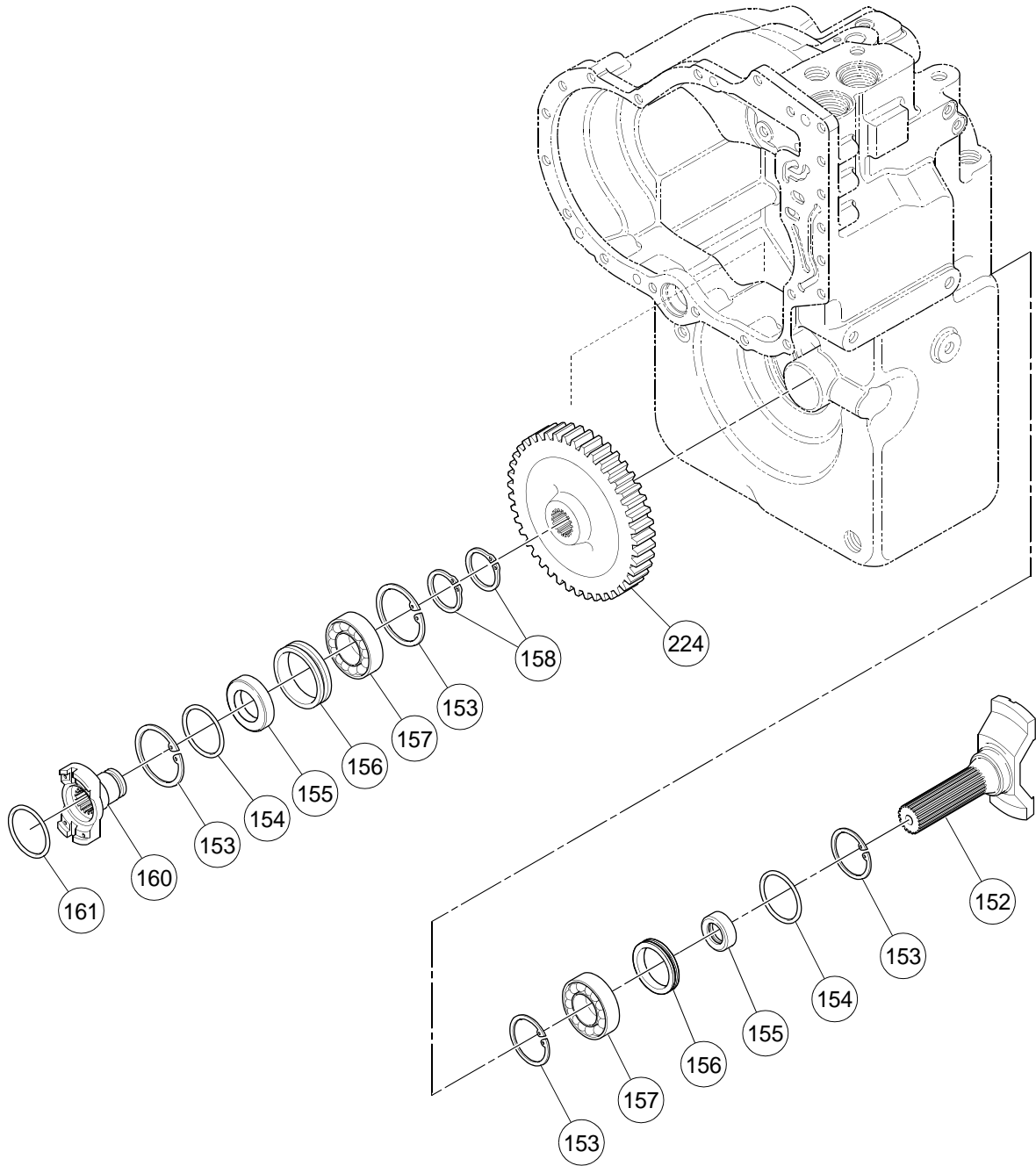
TRANSMISSION (13481130) - EFFECTIVE WITH S/N 182443 -
INTERNAL BREAKDOWN - SHEET 7 OF 9

BOM 13481130

| ITEM | COMM. NO. | DESCRIPTION | QTY | DIMENSIONS/NOTES |
|------|-----------|---------------------------|-----|------------------|
| 127 | 59143644 | Sleeve | 1 | |
| 128 | 59143479 | Screw | 1 | |
| 129 | 59131391 | Piston Ring | 2 | |
| 130 | 54483961 | Bearing Seal | 1 | |
| 131 | 59131250 | Bearing Thrust Washer | 4 | |
| 132 | 59131243 | Thrust Washer | 8 | |
| 135 | 59131268 | Snap Ring | 2 | |
| 136 | 59131276 | End Plate | 2 | |
| 137 | 59131284 | Inner Disc | 15 | |
| 138 | 59131292 | Outer Disc | 15 | |
| 139 | 59131300 | Snap Ring | 2 | |
| 140 | 59131318 | Retainer Snap Ring | 2 | |
| 141 | 59143651 | Spring Disc Assembly | 1 | |
| 142 | 59131334 | Wear Plate | 2 | |
| 143 | 59143669 | Piston and Seal Assembly | 2 | |
| 144 | 59131359 | Outer Seal | 2 | |
| 145 | 59131367 | Inner Seal | 2 | |
| 146 | 54496716 | Shaft Drum Plug/Seat | 1 | |
| 147 | 59131326 | Disc Washer | 1 | |
| 149 | 59143511 | Snap Ring | 2 | |
| 151 | 59143685 | Rear Bearing | 1 | |
| 219 | 59143693 | Gear and Bearing Assembly | 1 | |
| 220 | 59143420 | Bearing | 2 | |
| 221 | 59143701 | Gear and Bearing Assembly | 1 | |
| 222 | 59143420 | Bearing | 2 | |
| 223 | 59143719 | Third Driven Gear | 1 | |

TRANSMISSION (13481130) - EFFECTIVE WITH S/N 182443 -
INTERNAL BREAKDOWN - SHEET 8 OF 9

Dwg 13492756/00/08



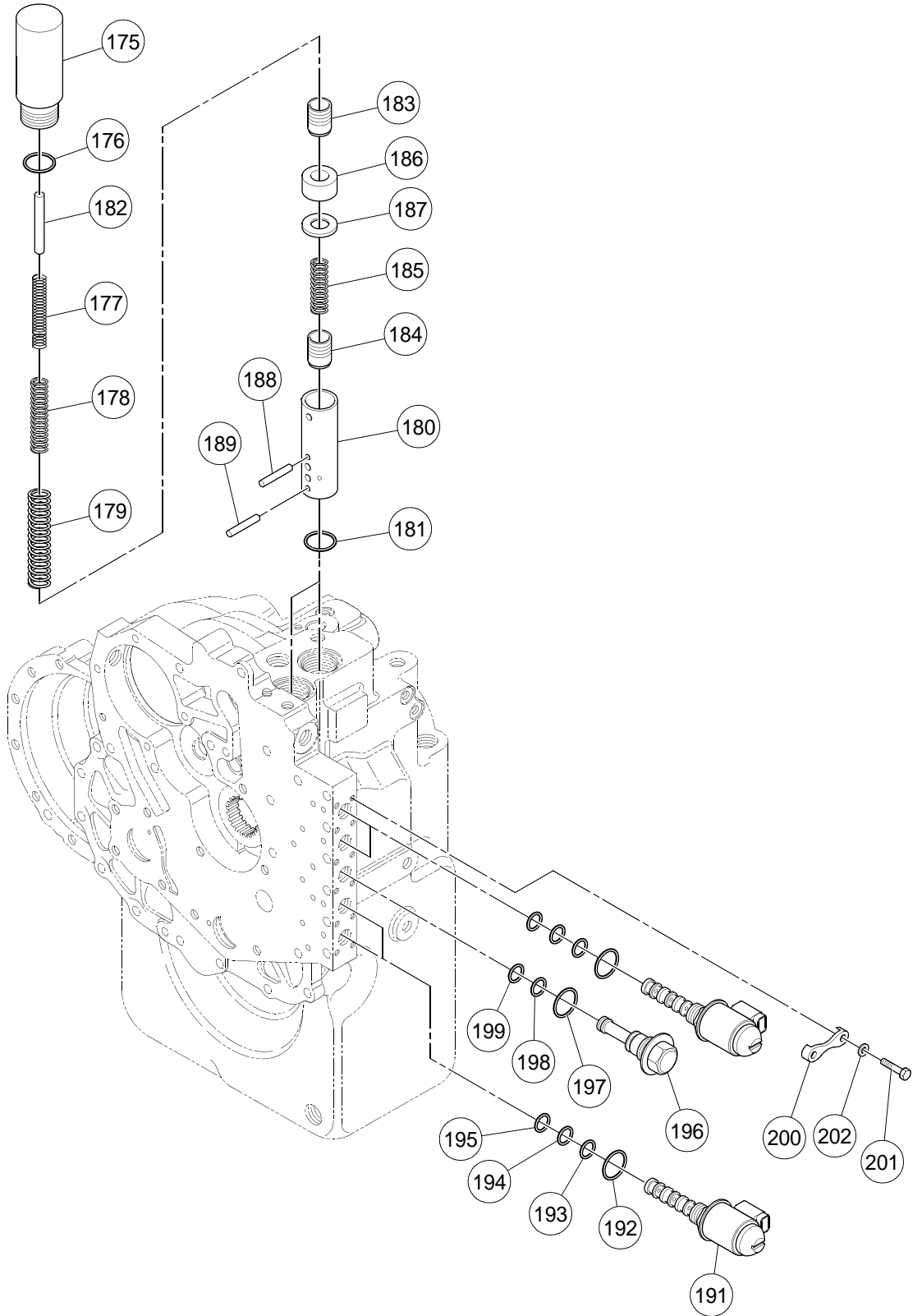
TRANSMISSION (13481130) - EFFECTIVE WITH S/N 182443 -
INTERNAL BREAKDOWN - SHEET 8 OF 9

BOM 13481130

| ITEM | COMM. NO. | DESCRIPTION | QTY | DIMENSIONS/NOTES |
|------|-----------|-------------------|-----|------------------|
| 152 | 54484142 | Output Shaft | 1 | |
| 153 | 59143578 | Snap Ring | 4 | |
| 154 | 59143610 | O-ring | 2 | |
| 155 | 59143743 | Oil Seal | 2 | |
| 156 | 59143750 | Sleeve | 2 | |
| 157 | 50755230 | Bearing | 2 | |
| 158 | 59143594 | Snap Ring | 2 | |
| 160 | 59143735 | Output Flange | 1 | |
| - | 59143727 | - Flange Plug | 1 | |
| 161 | 59143727 | Flange Plug | 1 | |
| 224 | 59143776 | Gear Output Shaft | 1 | |

TRANSMISSION (13481130) - EFFECTIVE WITH S/N 182443 -
INTERNAL BREAKDOWN - SHEET 9 OF 9

Dwg 13492756/00/09



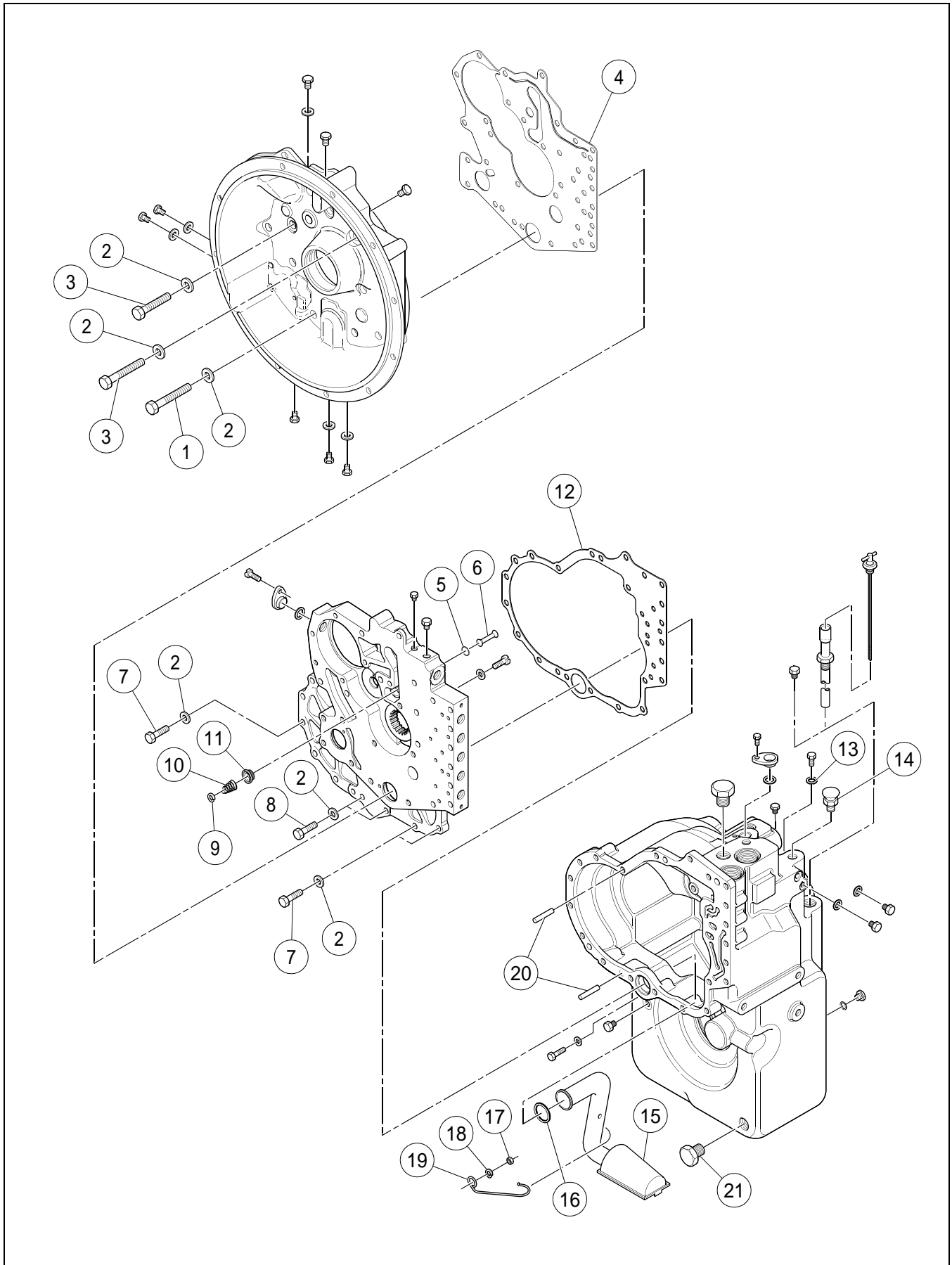
TRANSMISSION (13481130) - EFFECTIVE WITH S/N 182443 -
INTERNAL BREAKDOWN - SHEET 9 OF 9

BOM 13481130

| ITEM | COMM. NO. | DESCRIPTION | QTY | DIMENSIONS/NOTES |
|------|-----------|---------------------------------|-----|------------------|
| 175 | 59143784 | Housing | 1 | |
| 176 | 59143792 | O-ring | 1 | |
| 177 | 54683495 | Accumulator Spring | 1 | |
| 178 | 59143826 | Middle Spring | 1 | |
| 179 | 59143925 | Outer Spring | 1 | |
| 180 | 59143867 | Sleeve | 1 | |
| 181 | 59143859 | O-ring | 1 | |
| 182 | 59143800 | Stop Pin | 1 | |
| 183 | 59143917 | Spool | 1 | |
| 184 | 54493424 | Regulator Spool | 1 | |
| 185 | 59143883 | Spring | 1 | |
| 186 | 59143909 | Retainer Spring | 1 | |
| 187 | 59143891 | Spacer | 1 | |
| 188 | 59143834 | Upper Pin | 1 | |
| 189 | 59143842 | Lower Pin | 1 | |
| 191 | 13497631 | Solenoid | 4 | |
| 192 | 13497649 | O-ring | 4 | |
| 193 | 13497656 | O-ring | 4 | |
| 194 | 13497664 | O-ring | 4 | |
| 195 | 13497672 | O-ring | 4 | |
| 196 | 13497680 | Plug | 1 | |
| 197 | 13497698 | O-ring | 1 | |
| 198 | 13497656 | O-ring | 1 | |
| 199 | 13497672 | O-ring | 1 | |
| 200 | 13497706 | Clamp | 6 | |
| 201 | 13497714 | Capscrew | 12 | |
| 202 | 13497722 | Washer | 12 | |
| 217 | 54483904 | Clutch Gear Bearing (Not Shown) | 1 | |
| 218 | 54496781 | Bearing (Not Shown) | 2 | |

TRANSMISSION (54615711) - PRIOR TO S/N 182443 -
INTERNAL BREAKDOWN - SHEET 1 OF 9

Dwg D13303094/00/01



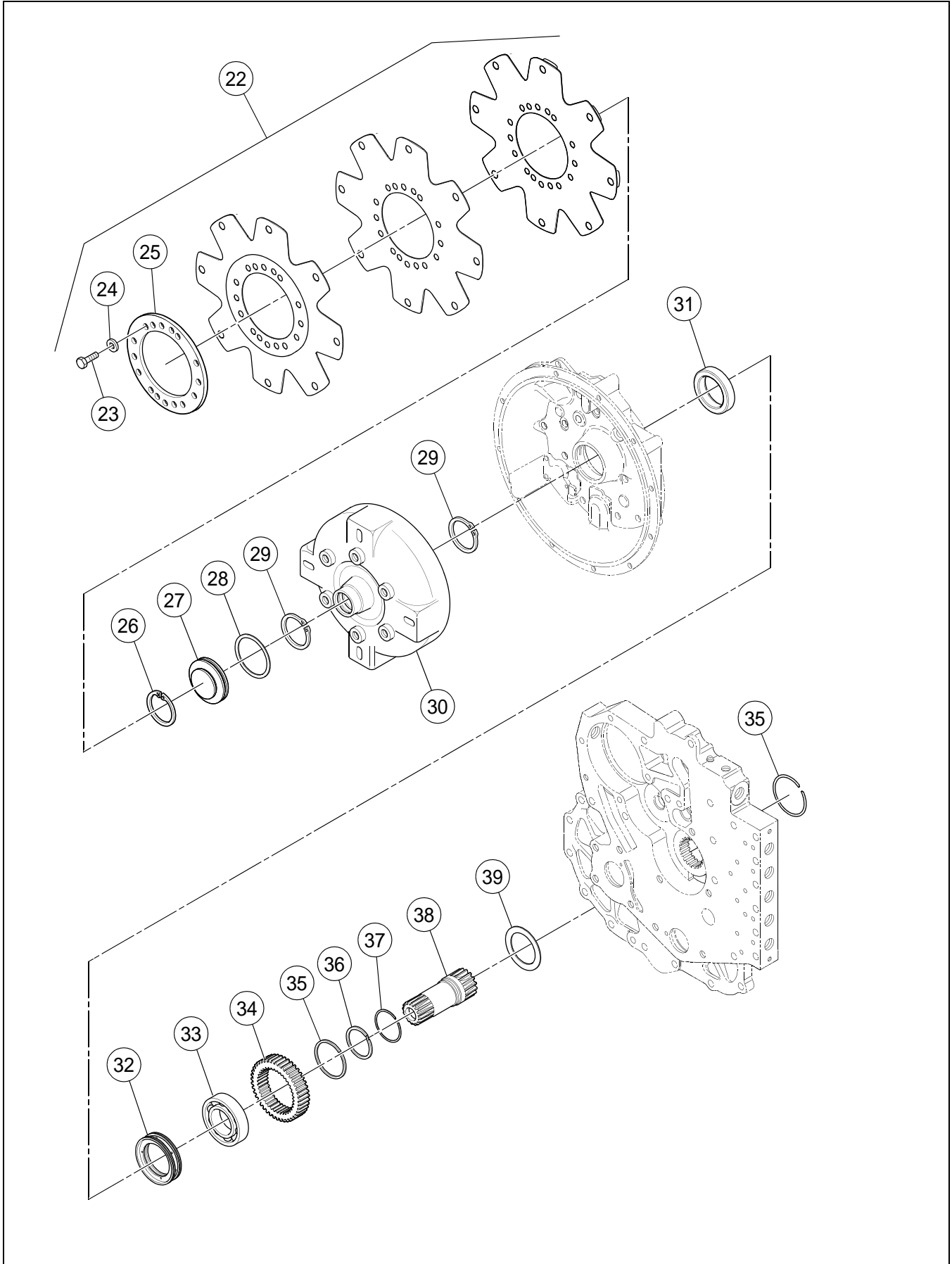
TRANSMISSION (54615711) - PRIOR TO S/N 182443 -
INTERNAL BREAKDOWN - SHEET 1 OF 9

BOM 54615711

| ITEM | COMM. NO. | DESCRIPTION | QTY | DIMENSIONS/NOTES |
|------|-----------|--------------------------|-----|------------------|
| 1 | 59124131 | Screw | 6 | |
| 2 | 59124115 | Lockwasher | 32 | |
| 3 | 59124123 | Screw | 16 | |
| 4 | 59124107 | Gasket | 1 | |
| 5 | 59130641 | Snap Ring Seat | 1 | |
| 6 | 59130633 | Safety Valve Poppet | 1 | |
| 7 | 59130658 | Screw | 7 | |
| 8 | 59130666 | Screw | 2 | |
| 9 | 59130674 | Poppet Washer | 1 | |
| 10 | 59130682 | Safety Valve Spring | 1 | |
| 11 | 59130690 | Safety Valve Seat | 1 | |
| 12 | 59124164 | Gasket | 1 | |
| 13 | 54496591 | O-ring | 1 | |
| 14 | 51009116 | Air Breather | 1 | |
| 15 | 59130617 | Tube and Screen Assembly | 1 | |
| 16 | 59130625 | Oil Supply Tube O-ring | 1 | |
| 17 | 59131110 | Nut | 1 | |
| 18 | 59144105 | Washer | 1 | |
| 19 | 59144113 | Retainer Clip | 1 | |
| 20 | 59124172 | Dowel Pin | 2 | |
| 21 | 50754977 | Magnetic Drain Plug | 1 | |

TRANSMISSION (54615711) - PRIOR TO S/N 182443 -
INTERNAL BREAKDOWN - SHEET 2 OF 9

Dwg D13303094/00/02



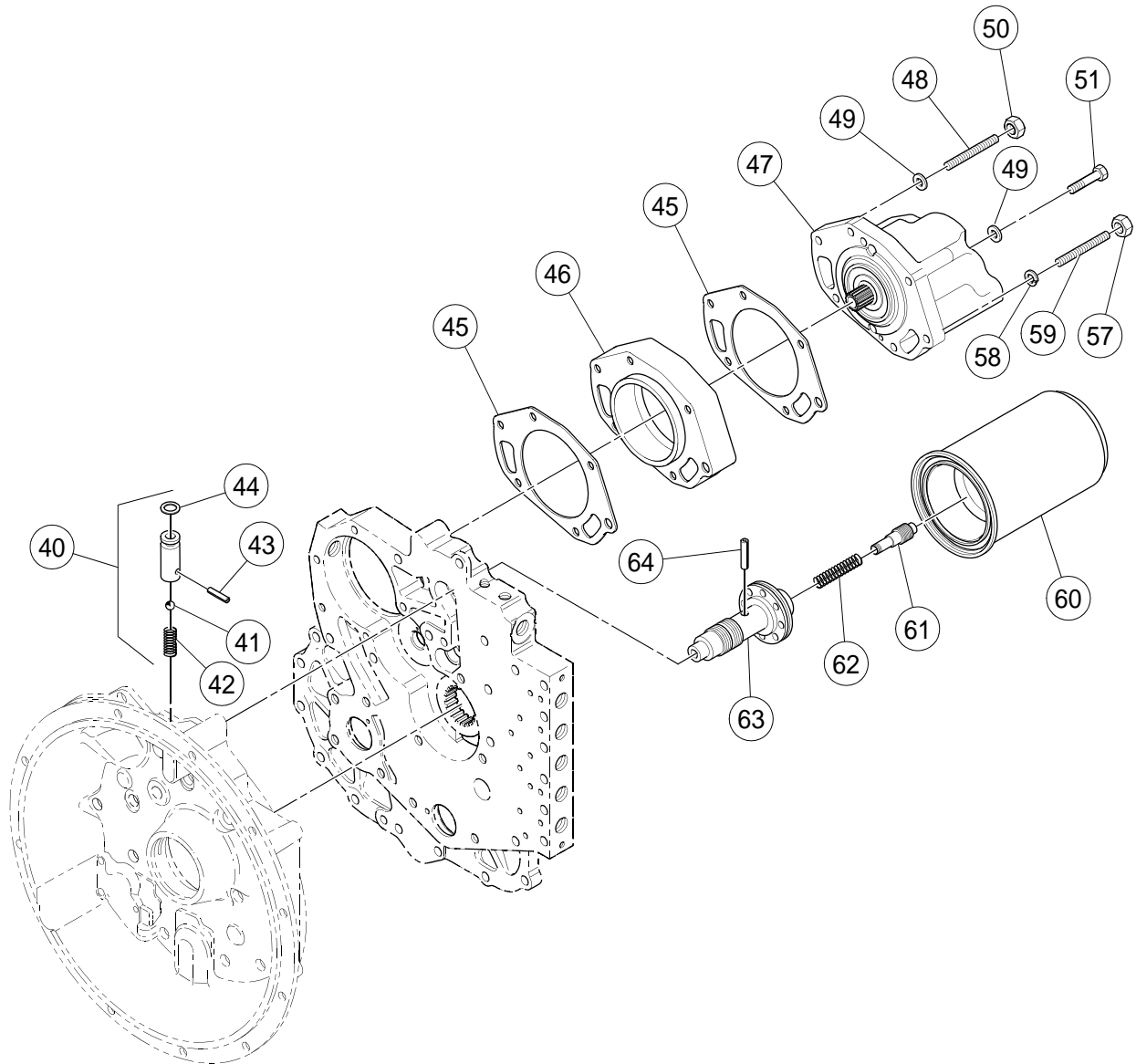
TRANSMISSION (54615711) - PRIOR TO S/N 182443 -
INTERNAL BREAKDOWN - SHEET 2 OF 9

BOM 54615711

| ITEM | COMM. NO. | DESCRIPTION | QTY | DIMENSIONS/NOTES |
|------|-----------|----------------------------|-----|------------------|
| 22 | 59133579 | Drive Plate Kit | 1 | |
| 23 | 54634175 | - Mounting Screw | 6 | |
| 24 | 54483086 | - Lockwasher | 6 | |
| 25 | 58886029 | - Drive Plate Backing Ring | 1 | |
| 26 | 58886052 | Bore Plug Retaining Ring | 1 | |
| 27 | 50959824 | Plug | 1 | |
| 28 | 59481572 | O-ring | 1 | |
| 29 | 59130732 | Snap Ring | 2 | |
| 30 | 59144121 | Torque Converter | 1 | |
| 31 | 59130757 | Oil Seal | 1 | |
| 32 | 59130773 | Ring | 1 | |
| 33 | 59130781 | Bearing | 1 | |
| 34 | 59130799 | Impeller Hub Gear | 1 | |
| 35 | 59130807 | Snap Ring | 1 | |
| 36 | 59130815 | Ring | 1 | |
| 37 | 59130823 | Ring Piston Expander | 1 | |
| 38 | 59130831 | Stator Support | 1 | |
| 39 | 59130849 | Washer | 1 | |

TRANSMISSION (54615711) - PRIOR TO S/N 182443 -
INTERNAL BREAKDOWN - SHEET 3 OF 9

Dwg D13303094/00/03



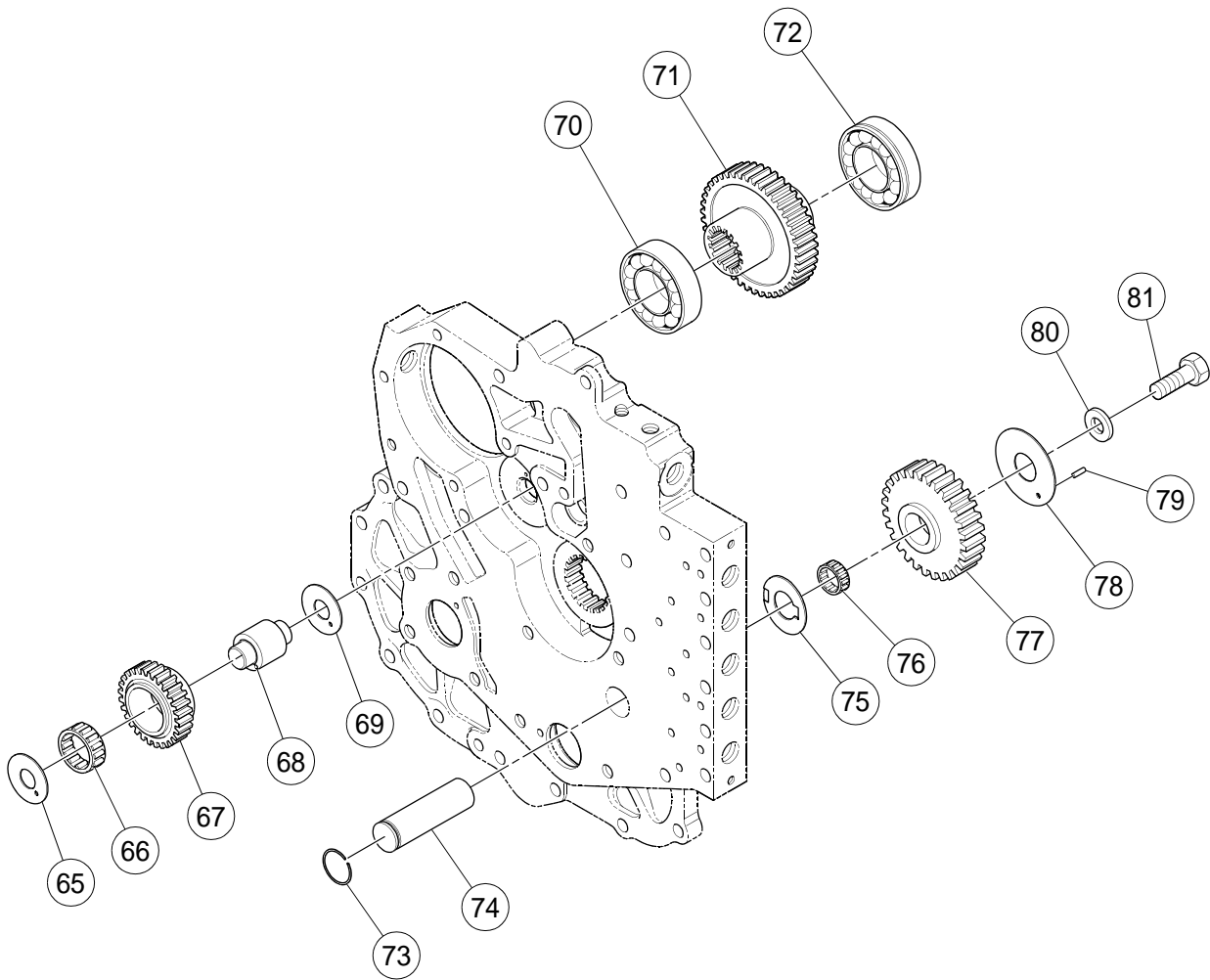
TRANSMISSION (54615711) - PRIOR TO S/N 182443 -
INTERNAL BREAKDOWN - SHEET 3 OF 9

BOM 54615711

| ITEM | COMM. NO. | DESCRIPTION | QTY | DIMENSIONS/NOTES |
|------|-----------|-----------------------------|-----|------------------|
| 40 | 59130948 | Check Ball Valve Assembly | 1 | |
| 41 | NSS | Not Sold Separately | 1 | |
| 42 | NSS | Not Sold Separately | 1 | |
| 43 | NSS | Not Sold Separately | 1 | |
| 44 | 59130930 | - O-ring | 1 | |
| 45 | 59130989 | Gasket | 2 | |
| 46 | 59130997 | Adaptor | 1 | |
| 47 | 59131003 | Charging Pump | 1 | |
| 48 | 59131011 | Stud | 1 | |
| 49 | 59131052 | Lockwasher | 5 | |
| 50 | 59131037 | Stud Nut | 1 | |
| 51 | 13284781 | Screw | 1 | |
| 57 | 59131110 | Nut | 1 | |
| 58 | 59124115 | Lockwasher | 1 | |
| 59 | 59131128 | Stud | 1 | |
| 60 | 13284450 | Transmission Filter Element | 1 | |
| 61 | 59131144 | Piston | 1 | |
| 62 | 59131151 | Spring | 1 | |
| 63 | 59131177 | Sleeve Regulator Valve | 1 | |
| 64 | 59131169 | Pin | 1 | |

TRANSMISSION (54615711) - PRIOR TO S/N 182443 -
INTERNAL BREAKDOWN - SHEET 4 OF 9

Dwg D13303094/00/04



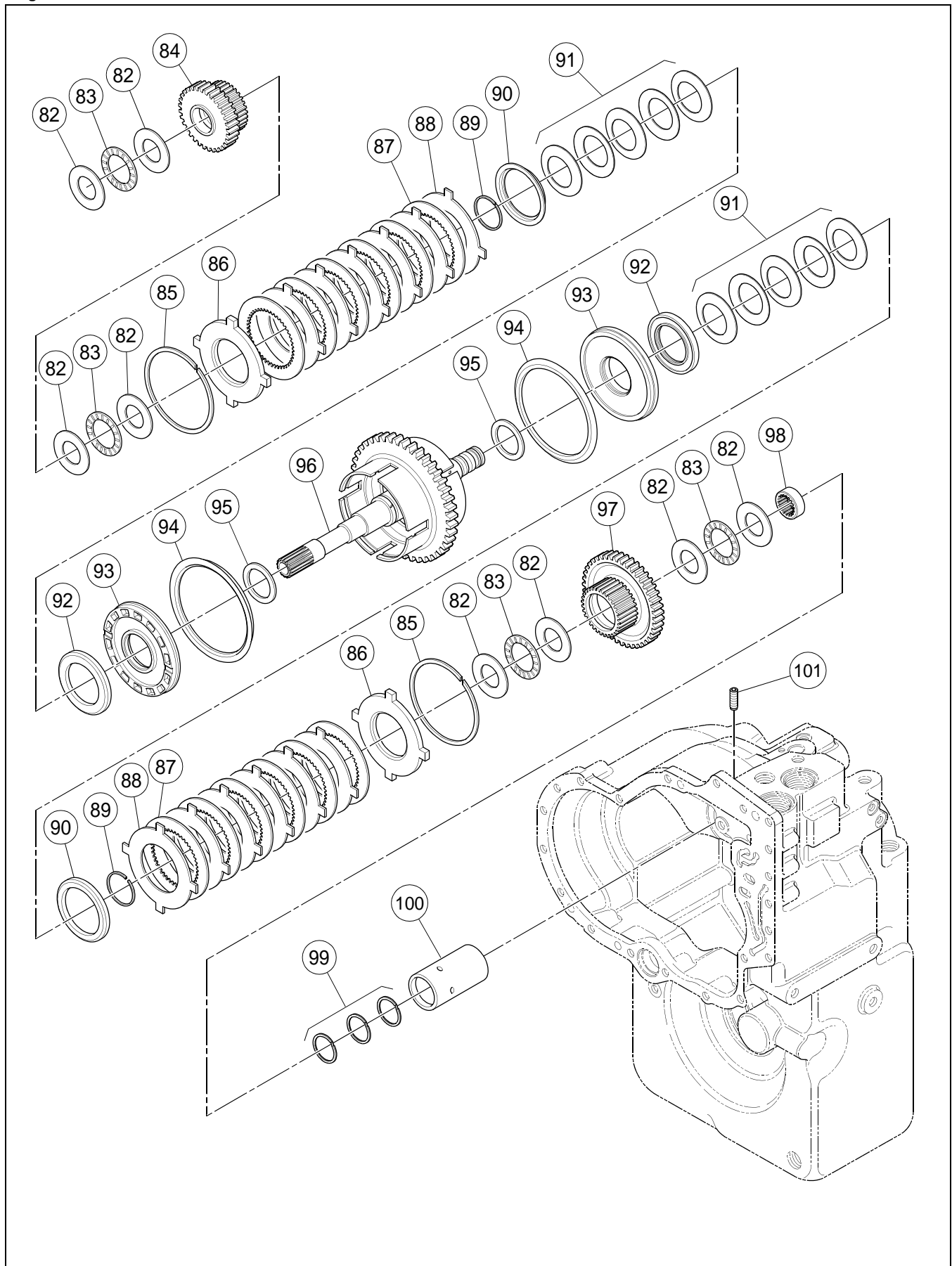
TRANSMISSION (54615711) - PRIOR TO S/N 182443 -
INTERNAL BREAKDOWN - SHEET 4 OF 9

BOM 54615711

| ITEM | COMM. NO. | DESCRIPTION | QTY | DIMENSIONS/NOTES |
|------|-----------|--------------------------|-----|------------------|
| 65 | 59130856 | Thrust Washer | 2 | |
| 66 | 59130864 | Idler Gear Bearing | 1 | |
| 67 | 59130872 | Idler 31T Gear | 1 | |
| 68 | 59130880 | Pump Drive Shaft and Pin | 1 | |
| 69 | 59130898 | Roll Pin | 1 | |
| 70 | 59130906 | Bearing | 1 | |
| 71 | 59130914 | Drive 34T Gear | 1 | |
| 72 | 59130922 | Drive Gear Bearing | 1 | |
| 73 | 59131193 | Snap Ring | 1 | |
| 74 | 59131201 | Idler and Pilot Shaft | 1 | |
| 75 | 59131219 | Thrust Washer | 1 | |
| 76 | 59131227 | Bearing | 1 | |
| 77 | 59131235 | Idler Reverse Gear | 1 | |
| 78 | 59124198 | End Plate | 1 | |
| 79 | 59130724 | Roll Pin | 1 | |
| 80 | 59130708 | Washer | 1 | |
| 81 | 59130716 | Capscrew | 1 | |

TRANSMISSION (54615711) - PRIOR TO S/N 182443 -
INTERNAL BREAKDOWN - SHEET 5 OF 9

Dwg D13303094/00/05



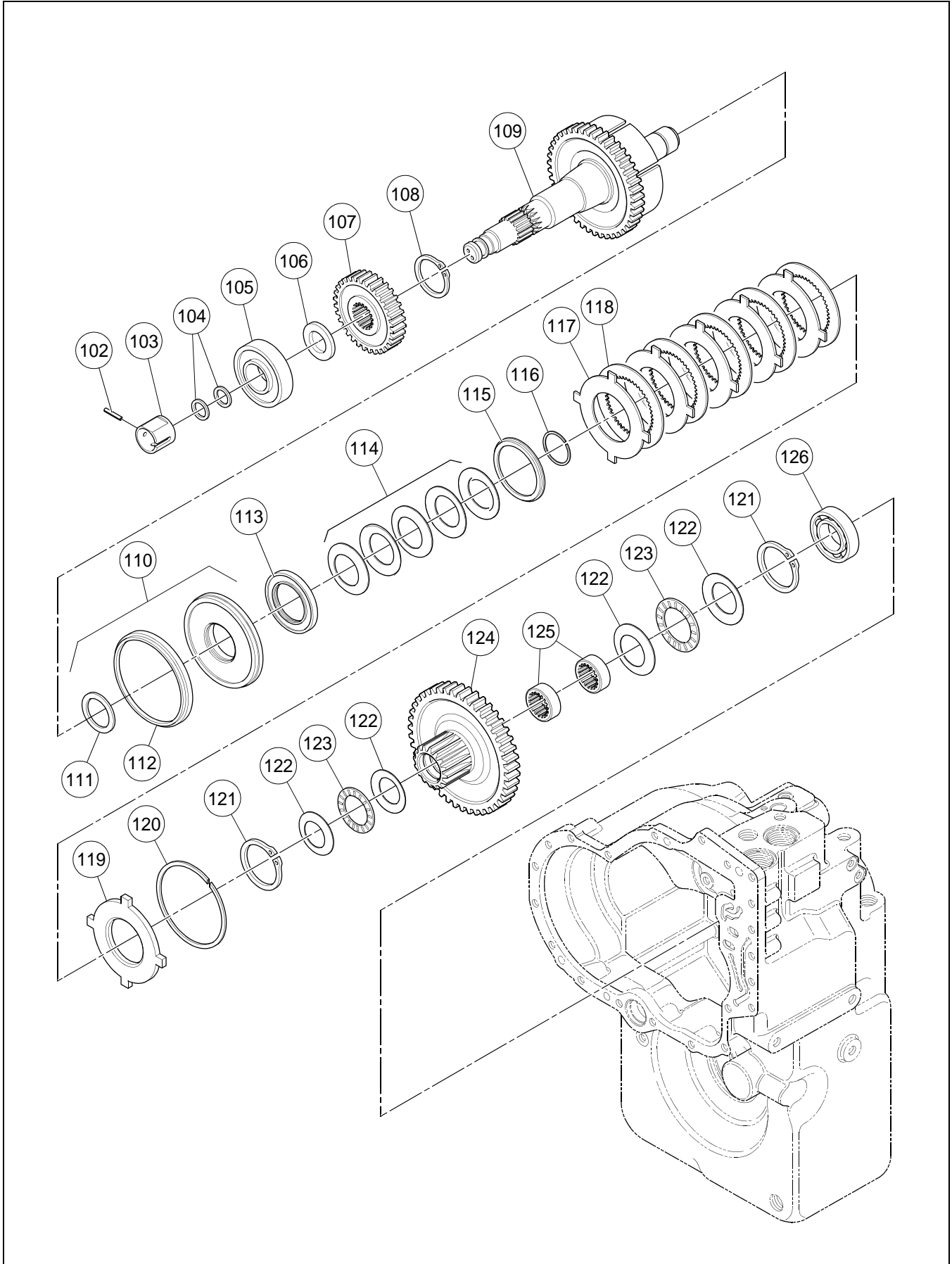
TRANSMISSION (54615711) - PRIOR TO S/N 182443 -
INTERNAL BREAKDOWN - SHEET 5 OF 9

BOM 54615711

| ITEM | COMM. NO. | DESCRIPTION | QTY | DIMENSIONS/NOTES |
|------|-----------|---------------------------|-----|------------------|
| 82 | 59131243 | Thrust Washer | 8 | |
| 83 | 59131250 | Bearing | 4 | |
| 84 | 59143453 | Reverse Clutch Gear | 1 | |
| 85 | 59131268 | Snap Ring | 2 | |
| 86 | 59131276 | End Plate | 1 | |
| 87 | 59131284 | Inner Disc | 12 | |
| 88 | 59131292 | Outer Disc | 12 | |
| 89 | 59131300 | Snap Ring | 2 | |
| 90 | 59131318 | Snap Ring Retainer | 2 | |
| 91 | 59131326 | Disc Spring Assembly | 2 | |
| 92 | 59131334 | Wear Plate | 2 | |
| 93 | 59131342 | Piston and Seals Assembly | 2 | |
| 94 | 59131359 | Outer Seal | 2 | |
| 95 | 59131367 | Inner Seal | 2 | |
| 96 | 59131375 | Turbine Shaft | 1 | |
| 97 | 59143461 | Forward Clutch Bearing | 1 | |
| 98 | 59131383 | Turbine Shaft Bearing | 1 | |
| 99 | 59131391 | Piston Ring | 3 | |
| 100 | 59143404 | Oil Distributor Sleeve | 1 | |
| 101 | 59143412 | Retainer Screw | 1 | |

TRANSMISSION (54615711) - PRIOR TO S/N 182443 -
INTERNAL BREAKDOWN - SHEET 6 OF 9

Dwg D13303094/00/06



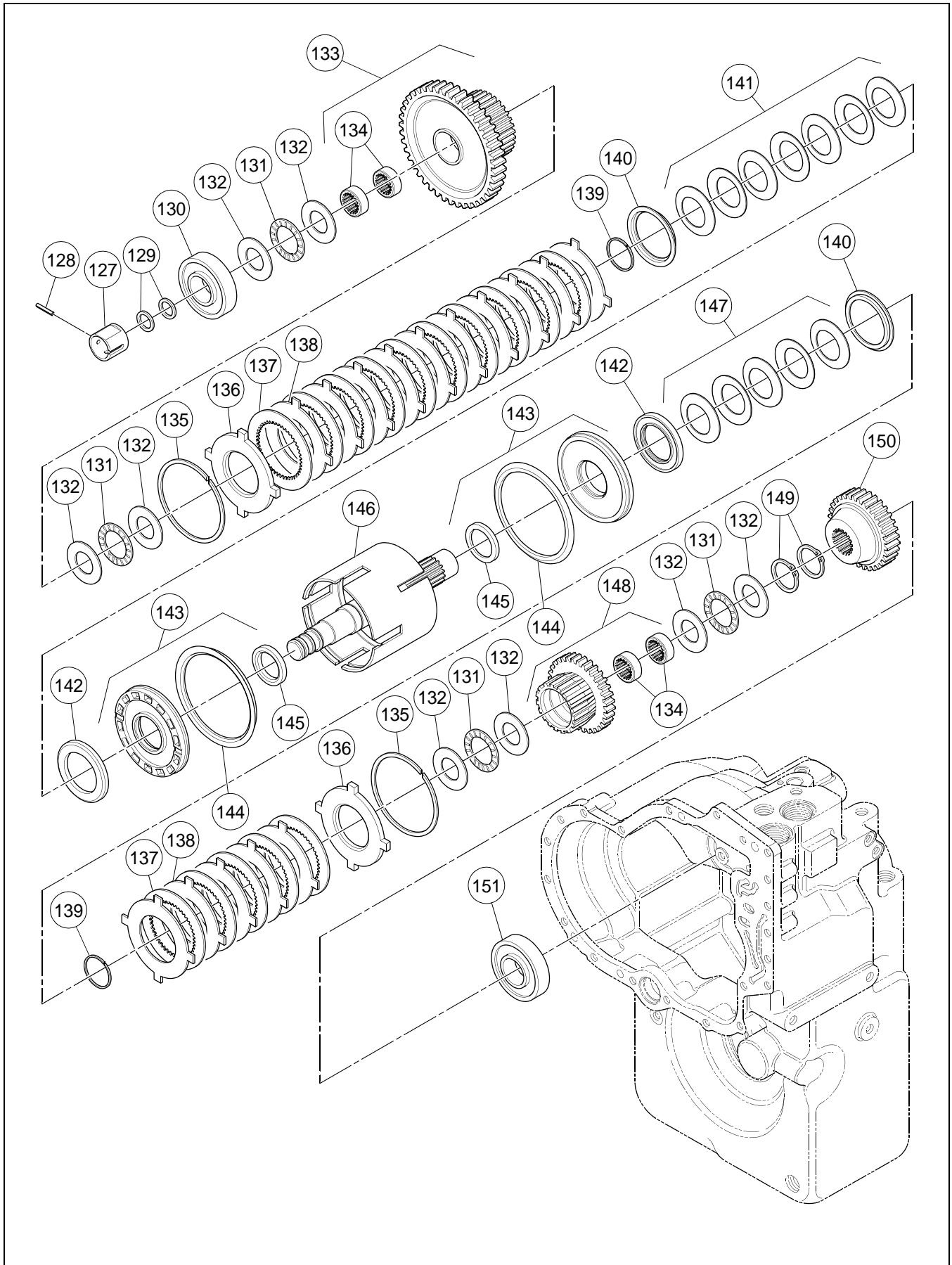
TRANSMISSION (54615711) - PRIOR TO S/N 182443 -
INTERNAL BREAKDOWN - SHEET 6 OF 9

BOM 54615711

| ITEM | COMM. NO. | DESCRIPTION | QTY | DIMENSIONS/NOTES |
|------|-----------|----------------------------------|-----|------------------|
| 102 | 59143479 | Sleeve Retaining Screw | 1 | |
| 103 | 59143495 | Oil Distributor Sleeve | 1 | |
| 104 | 59131391 | Piston Ring | 2 | |
| 105 | 54483961 | Bearing and Seal Assembly | 1 | |
| 106 | 54483987 | Washer | 1 | |
| 107 | 54483763 | 1st Driven Gear | 1 | |
| 108 | 54484001 | External Snap Ring | 1 | |
| 109 | 13284773 | 3rd Shaft Drum and Plug Assembly | 1 | |
| 110 | 59143537 | Piston and Seals Assembly | 1 | |
| 111 | 59131367 | - Inner Seal | 1 | |
| 112 | 59131359 | - Outer Seal | 1 | |
| 113 | 59131334 | Wear Plate | 1 | |
| 114 | 59131326 | Disc Spring Assembly | 1 | |
| 115 | 59131318 | Snap Ring Retainer | 1 | |
| 116 | 59131300 | Snap Ring | 3 | |
| 117 | 59131292 | Outer Disc | 5 | |
| 118 | 59131284 | Inner Disc | 5 | |
| 119 | 59131276 | End Plate | 1 | |
| 120 | 59131268 | Snap Ring | 1 | |
| 121 | 54484001 | External Snap Ring | 3 | |
| 122 | 54484035 | Clutch Gear Thrust Washer | 4 | |
| 123 | 54484043 | Thrust Needle Roller Bearing | 2 | |
| 124 | 54483904 | 3rd Clutch Gear and Bearing | 1 | |
| 125 | 54496781 | Bearing | 2 | |
| 126 | 54484050 | Roller Bearing | 1 | |

TRANSMISSION (54615711) - PRIOR TO S/N 182443 -
INTERNAL BREAKDOWN - SHEET 7 OF 9

Dwg D13303094/00/07



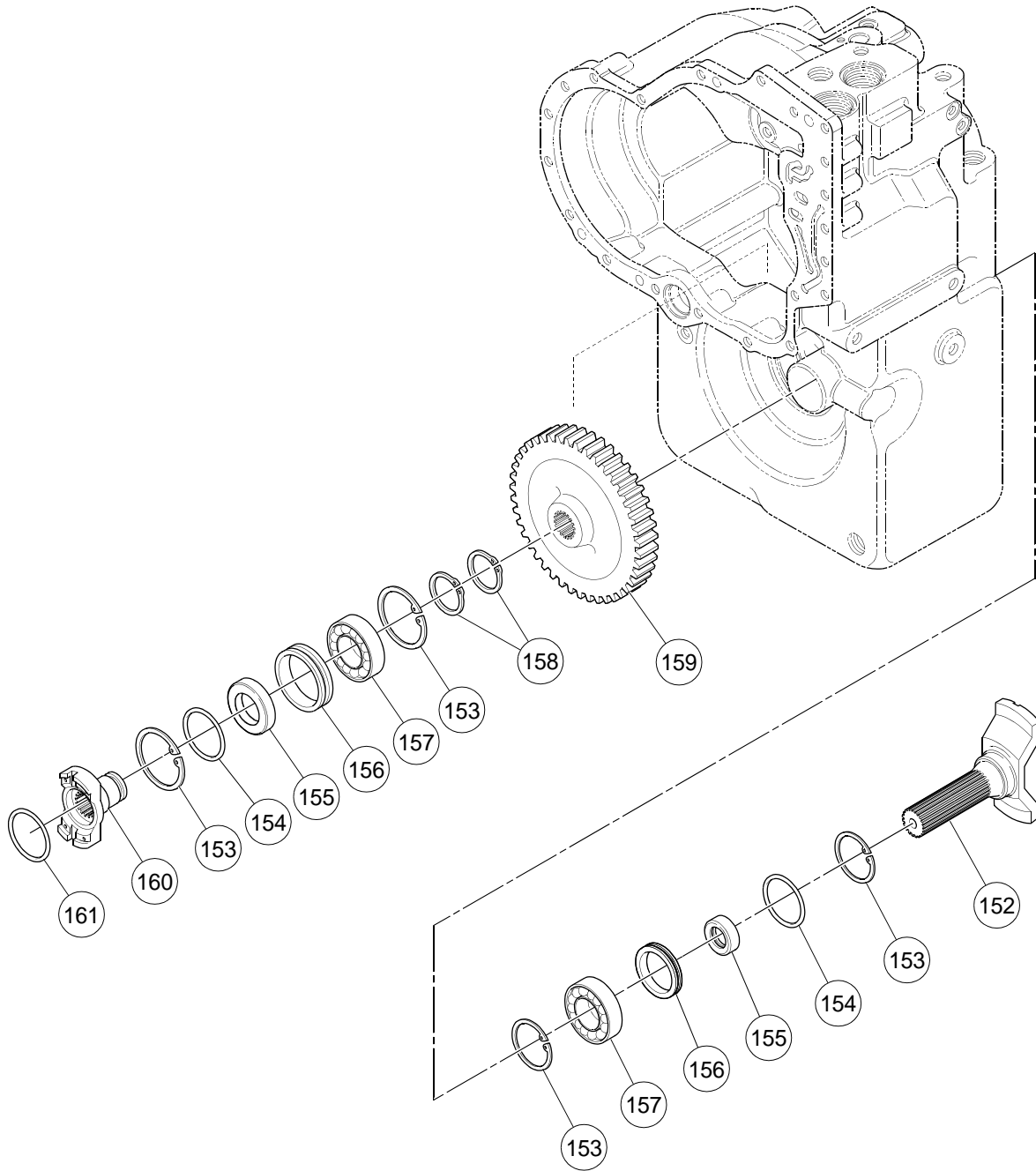
TRANSMISSION (54615711) - PRIOR TO S/N 182443 -
INTERNAL BREAKDOWN - SHEET 7 OF 9

BOM 54615711

| ITEM | COMM. NO. | DESCRIPTION | QTY | DIMENSIONS/NOTES |
|------|-----------|--------------------------------------|-----|------------------|
| 127 | 59143644 | Oil Distribution Sleeve | 1 | |
| 128 | 59143479 | Screw | 1 | |
| 129 | 59131391 | Piston Ring | 2 | |
| 130 | 54483961 | Bearing and Seal Assembly | 1 | |
| 131 | 59131250 | Bearing | 4 | |
| 132 | 59131243 | Washer | 8 | |
| 133 | 59143693 | 1st Clutch Gear and Bearing Assembly | 1 | |
| 134 | 59143420 | - Clutch Gear Bearing | 4 | |
| 135 | 59131286 | Snap Ring | 2 | |
| 136 | 59131276 | End Plate | 2 | |
| 137 | 59131284 | Inner Disc (1st) | 10 | |
| 138 | 59131292 | Outer Disc (1st) | 10 | |
| 139 | 59131300 | Snap Ring | 2 | |
| 140 | 59131318 | Snap Ring Retainer | 2 | |
| 141 | 59143651 | Disc Spring Assembly | 1 | |
| 142 | 59131334 | Wear Plate | 2 | |
| 143 | 59143669 | Piston and Seals Assembly | 2 | |
| 144 | 59131359 | - Outer Seal | 2 | |
| 145 | 59131367 | - Inner Seal | 2 | |
| 146 | 54496716 | Shaft, Drum, Plug and Seat Assembly | 1 | |
| 147 | 59131326 | Disc Spring Assembly | 1 | |
| 148 | 59143701 | 2nd Clutch Gear and Bearing Assembly | 1 | |
| 149 | 59143511 | Snap Ring | 2 | |
| 150 | 59143719 | 3rd Driven Gear | 1 | |
| 151 | 59143685 | Roller Bearing | 1 | |

TRANSMISSION (54615711) - PRIOR TO S/N 182443 -
INTERNAL BREAKDOWN - SHEET 8 OF 9

Dwg D13303094/00/08



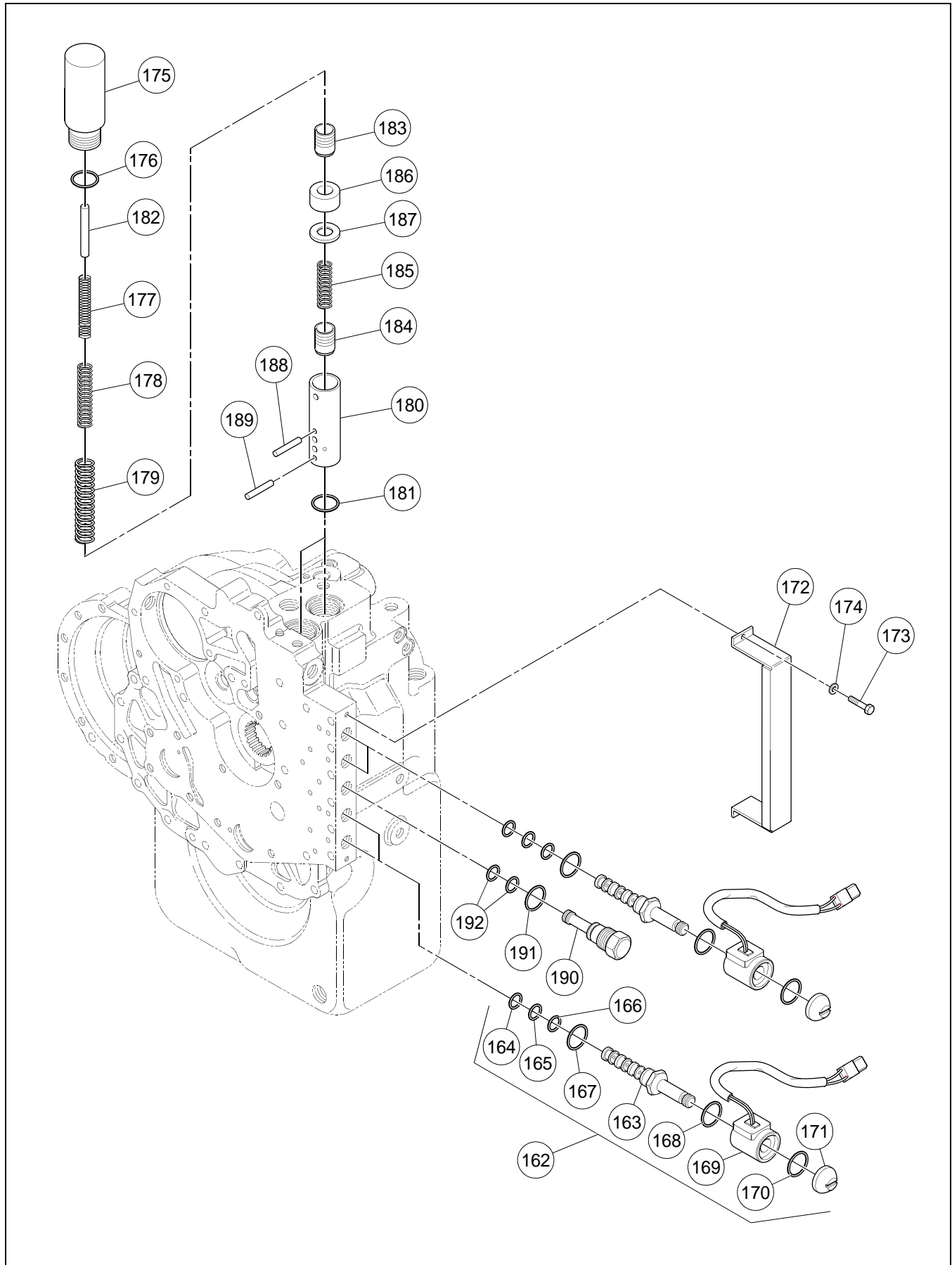
TRANSMISSION (54615711) - PRIOR TO S/N 182443 -
INTERNAL BREAKDOWN - SHEET 8 OF 9

BOM 54615711

| ITEM | COMM. NO. | DESCRIPTION | QTY | DIMENSIONS/NOTES |
|------|-----------|---------------------------------|-----|------------------|
| 152 | 54484142 | Output Shaft | 1 | |
| 153 | 59143578 | Snap Ring | 4 | |
| 154 | 59143610 | O-ring | 2 | |
| 155 | 59143743 | Oil Seal | 2 | |
| 156 | 59143750 | Sleeve | 2 | |
| 157 | 50755230 | Bearing | 2 | |
| 158 | 59143594 | Snap Ring | 2 | |
| 159 | 59143776 | Output Shaft Gear | 1 | |
| 160 | 59143735 | Output Flange and Plug Assembly | 1 | |
| 161 | 59143727 | Flange Cap | 1 | |

TRANSMISSION (54615711) - PRIOR TO S/N 182443 -
INTERNAL BREAKDOWN - SHEET 9 OF 9

Dwg D13303094/00/09



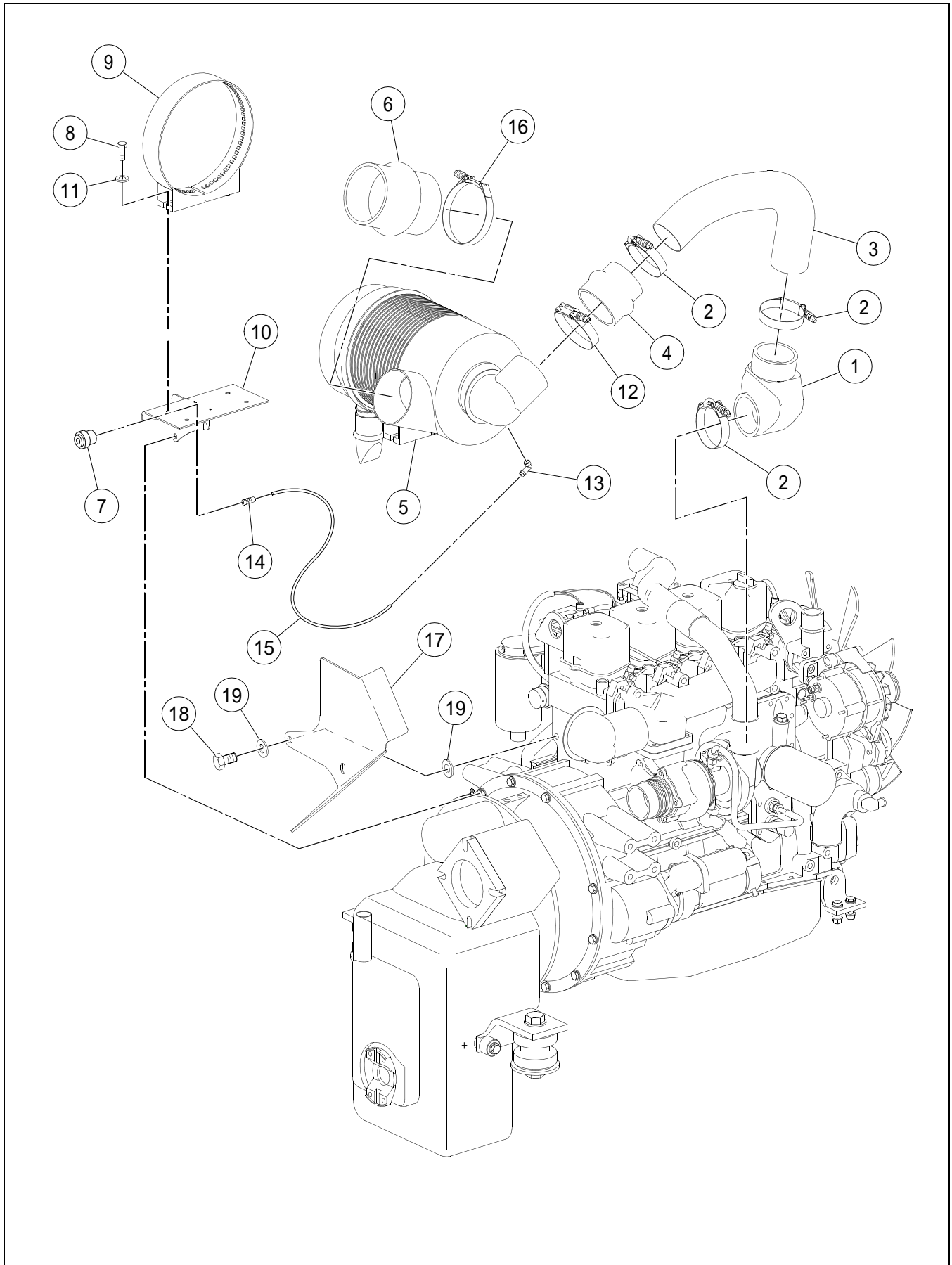
TRANSMISSION (54615711) - PRIOR TO S/N 182443 -
INTERNAL BREAKDOWN - SHEET 9 OF 9

BOM 54615711

| ITEM | COMM. NO. | DESCRIPTION | QTY | DIMENSIONS/NOTES |
|------|-----------|---------------------------------------|-----|------------------|
| 162 | 59144055 | Solenoid Assembly | 4 | |
| 163 | 59144030 | -4-Way Cartridge Valve | 4 | |
| 164 | 54484233 | - O-ring | 4 | |
| 165 | 59144006 | - O-ring | 4 | |
| 166 | 54484225 | - O-ring | 4 | |
| 167 | 59144022 | - O-ring | 4 | |
| 168 | 59143974 | - O-ring | 8 | |
| 169 | 59143982 | - Solenoid Coil | 4 | |
| 170 | | This item not used with this Assembly | | |
| 171 | 59143966 | - Nut Retainer | 4 | |
| 172 | 59143958 | Cover | 1 | |
| 173 | 59143941 | Screw | 2 | |
| 174 | 59143933 | Lockwasher | 2 | |
| 175 | 59143784 | Housing | 2 | |
| 176 | 54484191 | O-ring | 2 | |
| 177 | 54683495 | Inner Spring | 2 | |
| 178 | 59143826 | Middle Spring | 2 | |
| 179 | 59143925 | Outer Spring | 2 | |
| 180 | 59143867 | Modulation Valve Sleeve | 2 | |
| 181 | 59143859 | O-ring | 2 | |
| 182 | 59143800 | Stop Pin | 2 | |
| 183 | 59143917 | Accumulator Spool | 2 | |
| 184 | 54484217 | Regulator Spool | 2 | |
| 185 | 59143883 | Modulator Valve Spring | 2 | |
| 186 | 59143909 | Spring Retainer | 2 | |
| 187 | 59143891 | Spring Spacer | 2 | |
| 188 | 59143834 | Upper Pin | 2 | |
| 189 | 59143842 | Lower Pin | 2 | |
| 190 | 59144048 | Solenoid Bore Plug | 1 | |
| 191 | 59144022 | O-ring | 1 | |
| 192 | 54484225 | O-ring | 1 | |
| 193 | 54484233 | O-ring (Not Shown) | 1 | |

AIR CLEANER INSTALLATION

Dwg 13259478/05



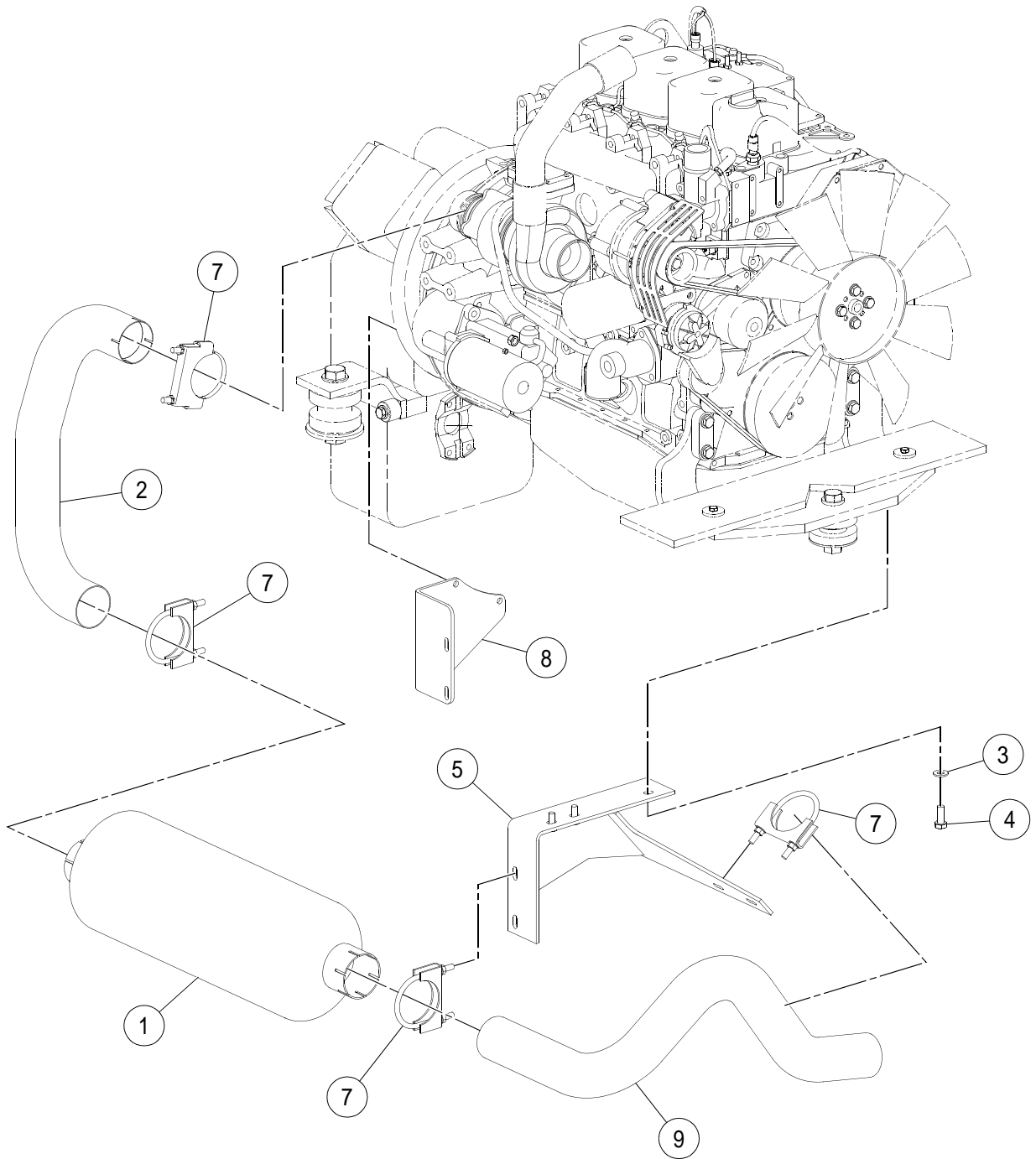
AIR CLEANER INSTALLATION

BOM 13259478

| ITEM | COMM. NO. | DESCRIPTION | QTY | DIMENSIONS/NOTES |
|------|-----------|--|-----|------------------------|
| 1 | 59896118 | Elbow | 1 | |
| 2 | 54680087 | T-bolt Spring Clamp | 3 | |
| 3 | 13267182 | Air Intake Pipe | 1 | |
| 4 | 59456889 | Reducer | 1 | |
| 5 | 54524418 | Air Cleaner | 1 | |
| - | 54484092 | - Air Cleaner Primary Filter Element | 1 | |
| - | 54493259 | - Air Cleaner Secondary Filter Element | 1 | |
| 6 | 13318621 | Straight Hump Hose | 1 | |
| 7 | 50266907 | Air Filter Service Indicator | 1 | |
| 8 | 96702659 | HHCS, Fully Threaded, Zinc Plated | 4 | M8 x 1.25 x 25 CI 8.8 |
| 9 | 54524434 | Air Filter Bracket | 2 | |
| 10 | 13267174 | Air Filter Mounting Bracket | 1 | |
| 11 | 96741038 | Flatwasher | 4 | M8 x 1.25 CI 200 |
| 12 | 54680103 | T-bolt Spring Clamp | 1 | |
| 13 | 59311670 | Elbow, 90° | 1 | |
| 14 | 59311621 | Connector | 1 | |
| 15 | 59312801 | Tube | 1 | |
| 16 | 54720032 | T-bolt Spring Clamp | 1 | |
| 17 | 13414727 | Heat Shield | 1 | |
| 18 | 96701495 | HHCS, Fully Threaded, Zinc Plated | 2 | M12 x 1.75 x 25 CI 8.8 |
| 19 | 96712237 | Flatwasher, Zinc Plated | 4 | M12 Hardened CI 10 |

EXHAUST INSTALLATION

Dwg 13259486/04



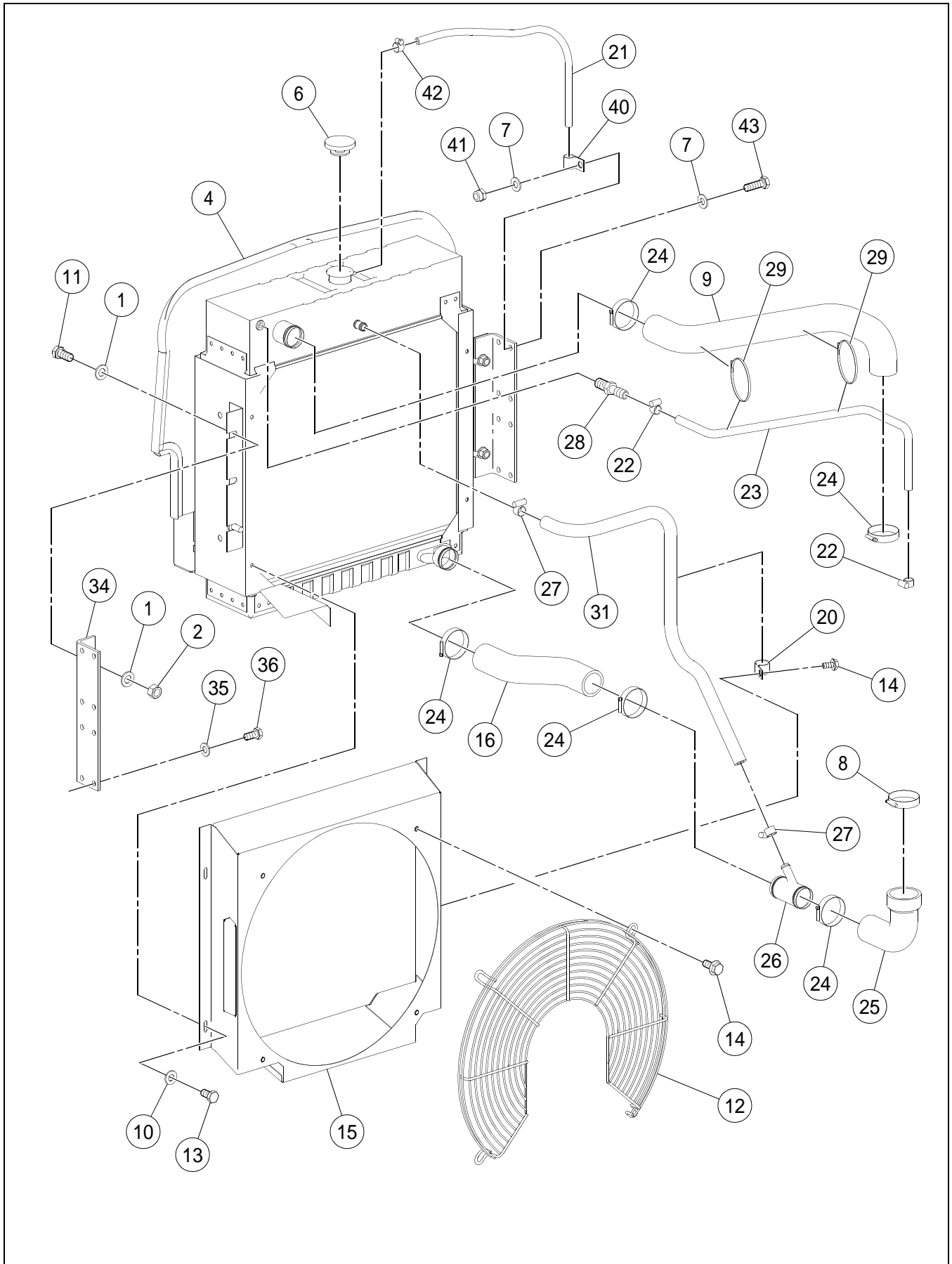
EXHAUST INSTALLATION

BOM 13259486

| ITEM | COMM. NO. | DESCRIPTION | QTY | DIMENSIONS/NOTES |
|------|-----------|-----------------------------------|-----|-----------------------|
| 1 | 58933623 | Muffler | 1 | |
| 2 | 13224803 | Exhaust Pipe | 1 | |
| 3 | 96714399 | Flatwasher, Zinc Plated | 3 | M10 CI 140 |
| 4 | 96702287 | HHCS, Fully Threaded, Zinc Plated | 3 | M10 x 1.5 x 25 CI 8.8 |
| 5 | 13195920 | Tailpipe Mounting Plate | 1 | |
| 7 | 59179218 | Exhaust Clamp | 4 | |
| 8 | 13348917 | Muffler Mounting Plate | 1 | |
| 9 | 13195912 | Tail Pipe | 1 | |
| 10 | 50266972 | Clamp (Not Shown) | 2 | |

RADIATOR/OIL COOLER INSTALLATION - SHEET 1 OF 2

Dwg 13267141/02/01



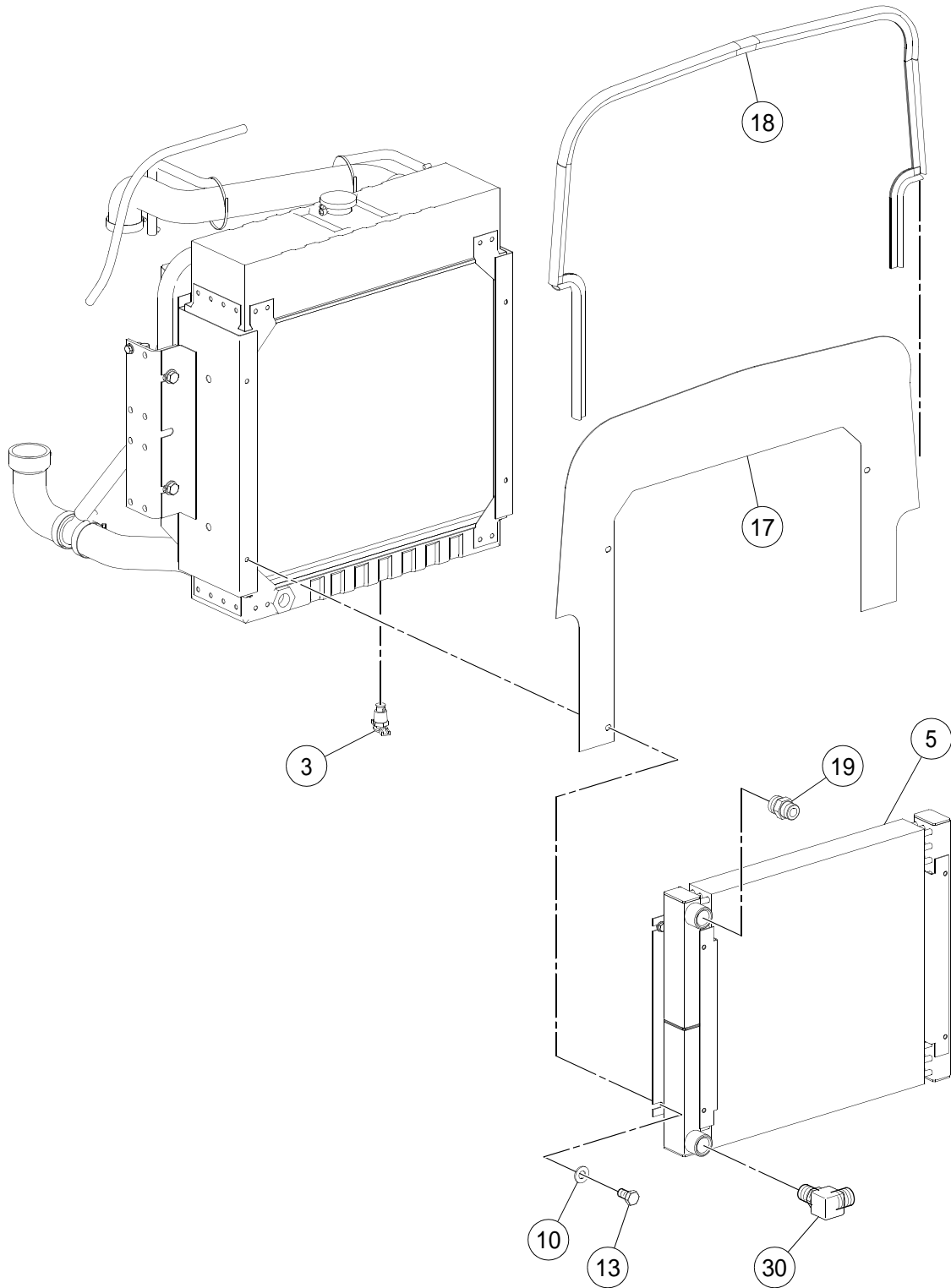
RADIATOR/OIL COOLER INSTALLATION - SHEET 1 OF 2

BOM 13259494

| ITEM | COMM. NO. | DESCRIPTION | QTY | DIMENSIONS/NOTES |
|------|-----------|-----------------------------------|-----|------------------------|
| 1 | 96738596 | Flatwasher, Zinc Plated | 8 | M12 Hardened CI 200 |
| 2 | 96704291 | Hex Nut, Zinc Plated | 4 | M12 x 1.75 CI 8 |
| 4 | 13308028 | Radiator | 1 | |
| - | 13281597 | - Oil Cooler | 1 | |
| - | 13281647 | - Shroud | 1 | |
| 6 | 13281571 | Radiator Cap | 1 | |
| 7 | 96741038 | Flatwasher | 2 | M8 x 1.25 CI 200 |
| 8 | 95286266 | Hose Clamp | 1 | |
| 9 | 13267067 | Upper Radiator Hose | 1 | |
| 10 | 59887182 | Flatwasher | 8 | Hardened |
| 11 | 96701495 | HHCS, Fully Threaded, Zinc Plated | 4 | M12 x 1.75 x 25 CI 8.8 |
| 12 | 59137570 | Fan Guard | 1 | |
| 13 | 96705041 | HHCS, Fully Threaded, Zinc Plated | 8 | M8 x 1.25 x 12 CI 8.8 |
| 14 | 96704218 | Lockbolt, Zinc Plated | 5 | M8 x 1.25 x 16 CI 90 |
| 15 | 13345327 | Shroud | 1 | |
| 16 | 13307863 | Lower Radiator Hose | 1 | |
| 20 | 95301867 | Clamp | 1 | |
| 21 | 59137216 | Hose Assembly | 1 | 20.0" |
| 22 | 59363259 | Hose Clamp | 2 | |
| 23 | 59447177 | Hose Assembly | 1 | 24.0" |
| 24 | 95302683 | Hose Clamp | 5 | |
| 25 | 13307871 | Lower Radiator Hose | 1 | |
| 26 | 13318373 | Pipe | 1 | |
| 27 | 95671285 | Hose Clamp | 2 | |
| 28 | 59331934 | Adapter | 1 | |
| 29 | 95424586 | Wire Tie | A/R | |
| 31 | 13267125 | Hose Assembly | 1 | 33.0" |
| 34 | 59295113 | Radiator Mounting Angle | 2 | |
| 35 | 96741046 | Flatwasher, Zinc Plated | 8 | M10 CI 200 |
| 36 | 96702279 | HHCS, Fully Threaded, Zinc Plated | 8 | M10 x 1.5 x 20 CI 8.8 |
| 40 | 59103598 | Clamp | 1 | |
| 41 | 96704606 | Hex Locknut, Zinc Plated | 1 | M8 x 1.25 CI 8 |
| 42 | 50274299 | Hose Clamp | 1 | |
| 43 | 96702659 | HHCS, Fully Threaded, Zinc Plated | 1 | M8 x 1.25 x 25 CI 8.8 |

RADIATOR/OIL COOLER INSTALLATION - SHEET 2 OF 2

Dwg 13267141/02/02



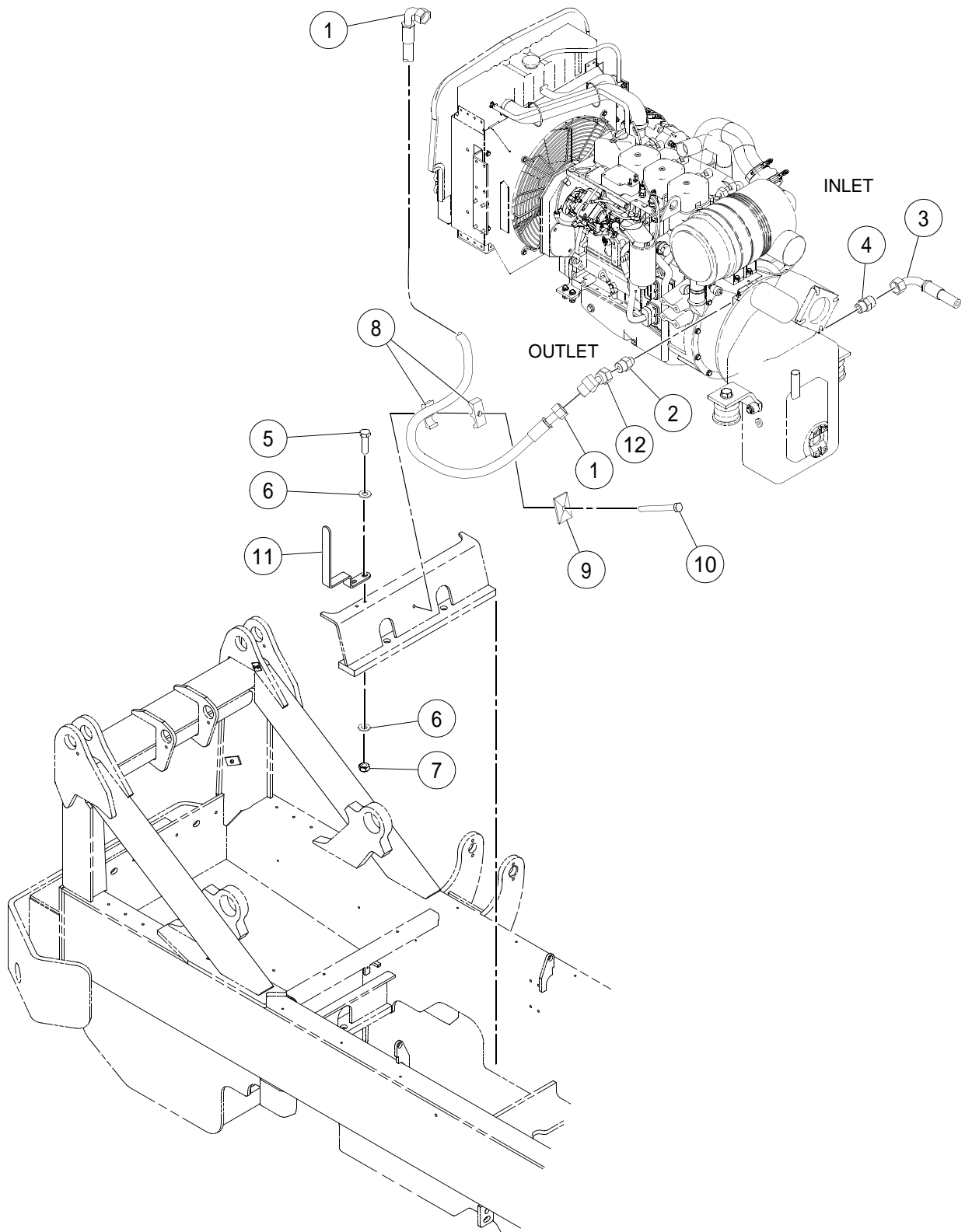
RADIATOR/OIL COOLER INSTALLATION - SHEET 2 OF 2

BOM 13259494

| ITEM | COMM. NO. | DESCRIPTION | QTY | DIMENSIONS/NOTES |
|------|-----------|-----------------------------------|-----|-----------------------|
| 3 | 95250692 | Radiator Drain | 1 | |
| 5 | 13300579 | Oil Cooler | 1 | |
| 10 | 59887182 | Flatwasher | 8 | Hardened |
| 13 | 96705041 | HHCS, Fully Threaded, Zinc Plated | 8 | M8 x 1.25 x 12 Cl 8.8 |
| 17 | 13300561 | Air Dam | 1 | |
| 18 | 13267109 | Seal Trim | 1 | |
| 19 | 59922591 | Adapter | 1 | |
| 30 | 59922971 | Fitting | 1 | |

TRANSMISSION COOLING LINES INSTALLATION

Dwg D13259502/00



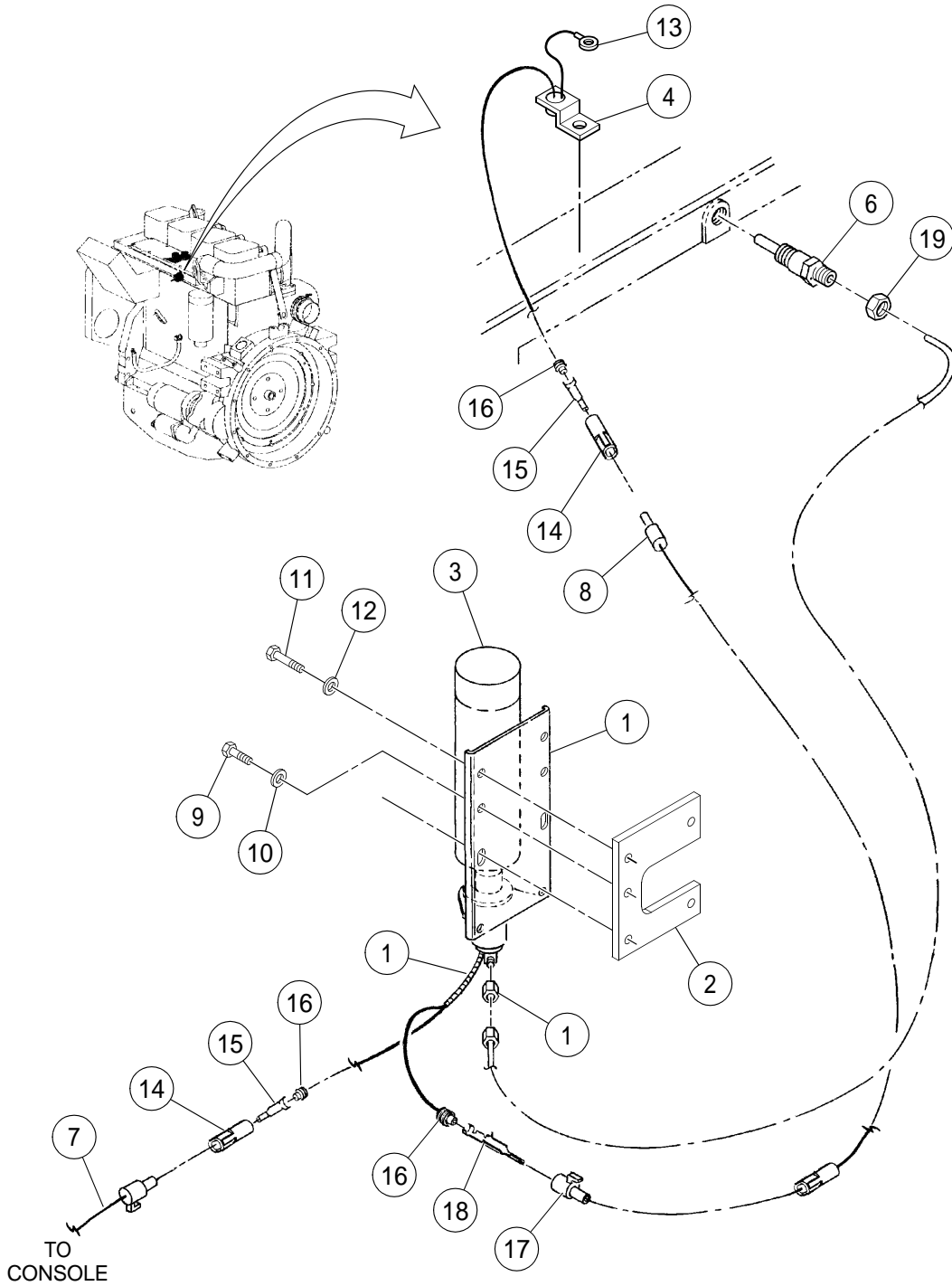
TRANSMISSION COOLING LINES INSTALLATION

BOM 13259502

| ITEM | COMM. NO. | DESCRIPTION | QTY | DIMENSIONS/NOTES |
|------|-----------|-----------------------------------|-----|-----------------------|
| 1 | 13307970 | Hose Assembly | 1 | 102.0" |
| 2 | 59922583 | Adapter, Straight | 1 | |
| 3 | 13307988 | Hose Assembly | 1 | 148.0" |
| 4 | 59922591 | Adapter | 1 | |
| 5 | 96705587 | HHCS, Fully Threaded, Zinc Plated | 2 | M8 x 1.25 x 30 CI 8.8 |
| 6 | 96741038 | Flatwasher | 4 | M8 x 1.25 CI 200 |
| 7 | 96704606 | Hex Locknut, Zinc Plated | 2 | M8 x 1.25 CI 8 |
| 8 | 59963538 | Insert Clamp | 2 | |
| 9 | 59656322 | Cover Plate | 1 | |
| 10 | 96718978 | HHCS, Zinc Plated | 1 | M8 x 1.25 x 80 CI 8.8 |
| 11 | 13300280 | Hose Clamp Plate | 1 | |
| 12 | 59328492 | Adapter | 1 | |

ETHER START INSTALLATION - OPTIONAL - SHEET 1 OF 2

Dwg D13307194/01/01



VIEW "A"
(ROTATED 90 DEGREES
CCW FOR CLARITY)

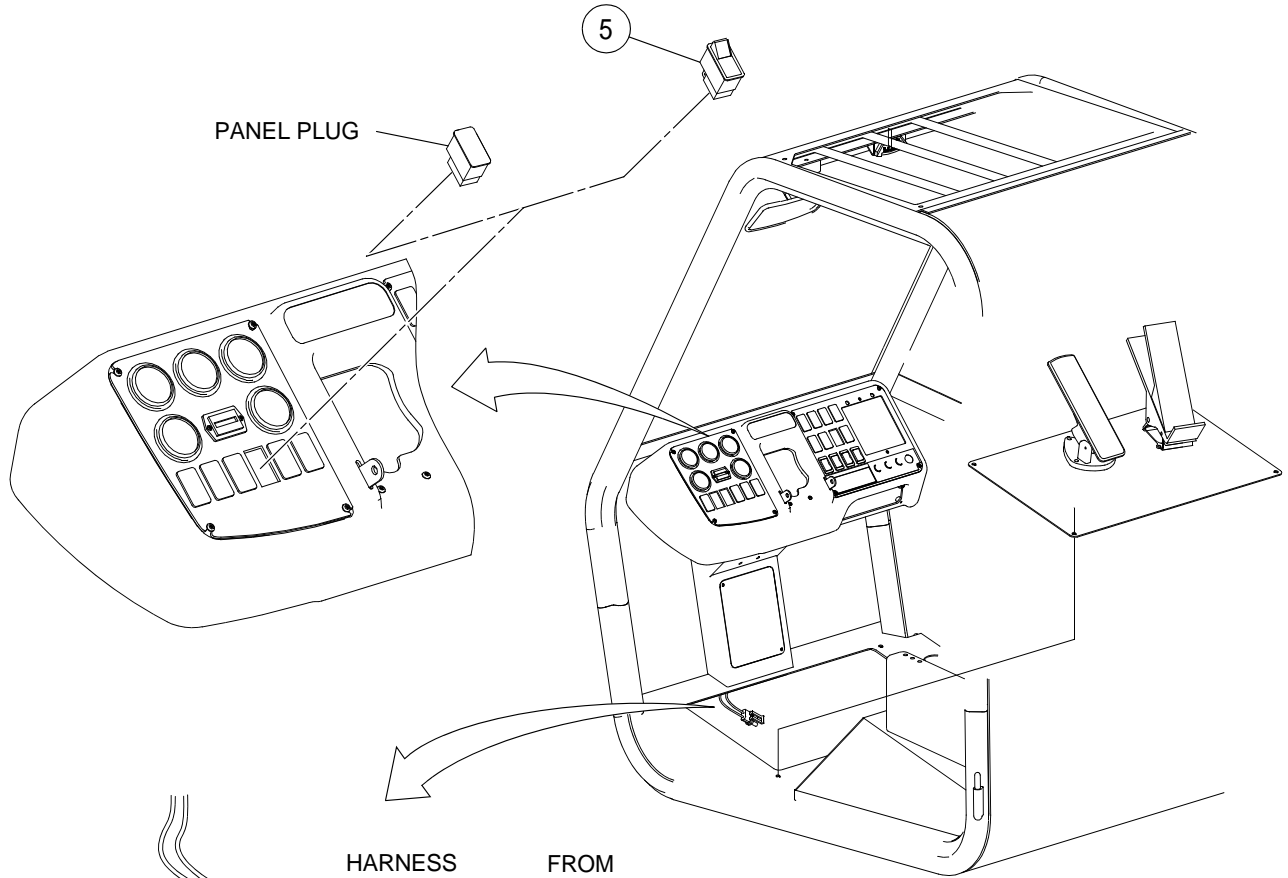
ETHER START INSTALLATION - OPTIONAL - SHEET 1 OF 2

BOM 13307194

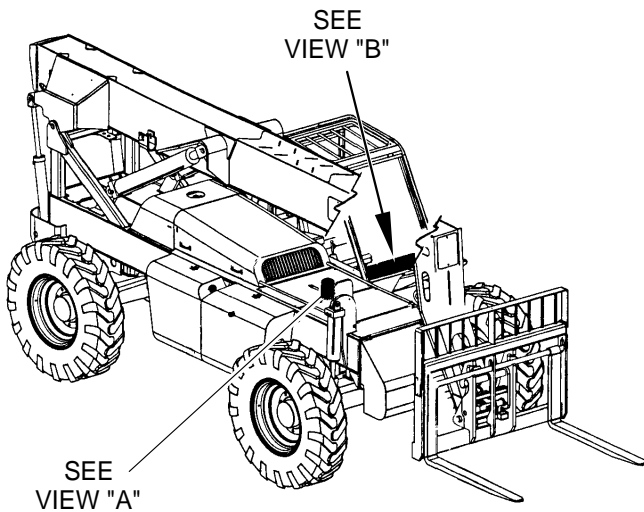
| ITEM | COMM. NO. | DESCRIPTION | QTY | DIMENSIONS/NOTES |
|------|-----------|-------------------------|-----|------------------------|
| 1 | 59398925 | Starting Kit | 1 | |
| 2 | 13307202 | Bottle Mounting Plate | 1 | |
| 3 | 59866970 | Ether Cylinder | 1 | |
| 4 | 59352476 | Thermo Switch | 1 | |
| 6 | 59352542 | Atomizer | 1 | |
| 7 | 59149039 | Wiring Harness | 1 | |
| 8 | 59137364 | Wiring Harness | 1 | |
| 9 | 96719851 | HHCS, Zinc Plated | 1 | M12 x 1.75 x 16 CI 8.8 |
| 10 | 96738596 | Flatwasher, Zinc Plated | 1 | M12 Hardened CI 200 |
| 11 | 96702659 | HHCS, Zinc Plated | 4 | M8 x 1.25 x 25 CI 8.8 |
| 12 | 96741038 | Flatwasher | 4 | M8 x 1.25 CI 200 |
| 13 | 58754433 | Ring Terminal | 1 | |
| 14 | 58753104 | Waterproof Connector | 2 | |
| 15 | 59854828 | Male Pin | 2 | |
| 16 | 59854877 | Cable Seal | 3 | |
| 17 | 58753112 | Waterproof Connector | 1 | |
| 18 | 58797499 | Waterproof Terminal | 1 | |
| 19 | 59137471 | Tube | 1 | |

ETHER START INSTALLATION - OPTIONAL - SHEET 2 OF 2

Dwg D13307194/01/02



VIEW "B"
(ROTATED 180 DEGREES
CCW FOR CLARITY)



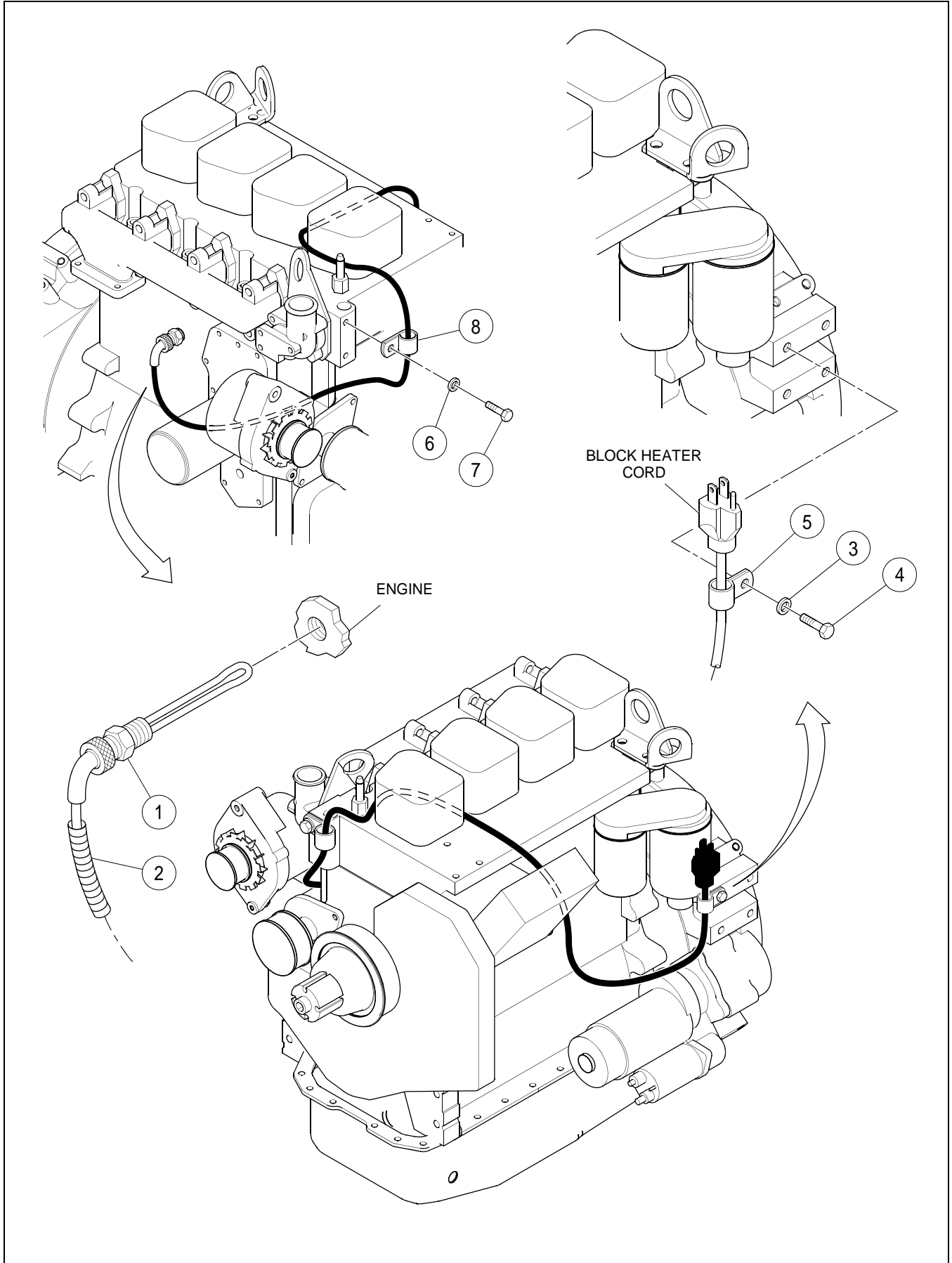
ETHER START INSTALLATION - OPTIONAL - SHEET 2 OF 2

BOM 13307194

| ITEM | COMM. NO. | DESCRIPTION | QTY | DIMENSIONS/NOTES |
|------|-----------|--------------------|-----|------------------|
| 5 | 13305693 | Ether Start Switch | 1 | |
| 7 | 59149039 | Wiring Harness | 1 | |

BLOCK HEATER INSTALLATION - OPTIONAL

Dwg 13421144/00



BLOCK HEATER INSTALLATION - OPTIONAL

BOM 13421169

| ITEM | COMM. NO. | DESCRIPTION | QTY | DIMENSIONS/NOTES |
|------|-----------|-----------------------------------|-----|-----------------------|
| 1 | 59118521 | Block Heater | 1 | |
| - | 59144394 | - Block Heater Cord | 1 | |
| 2 | 59974915 | Loom | 6 | |
| 3 | 96738596 | Flatwasher, Zinc Plated | 1 | M12 Hardened CI 200 |
| 4 | 59973511 | Capscrew | 1 | |
| 5 | 59465641 | Clamp | 1 | |
| 6 | 96741020 | Flatwasher, Zinc Plated | 1 | M8 CI 140 |
| 7 | 96702816 | HHCS, Fully Threaded, Zinc Plated | 1 | M8 x 1.25 x 16 CI 8.8 |
| 8 | 59103598 | Clamp | 1 | |

*****Always use Ingersoll-Rand Replacement parts!*****

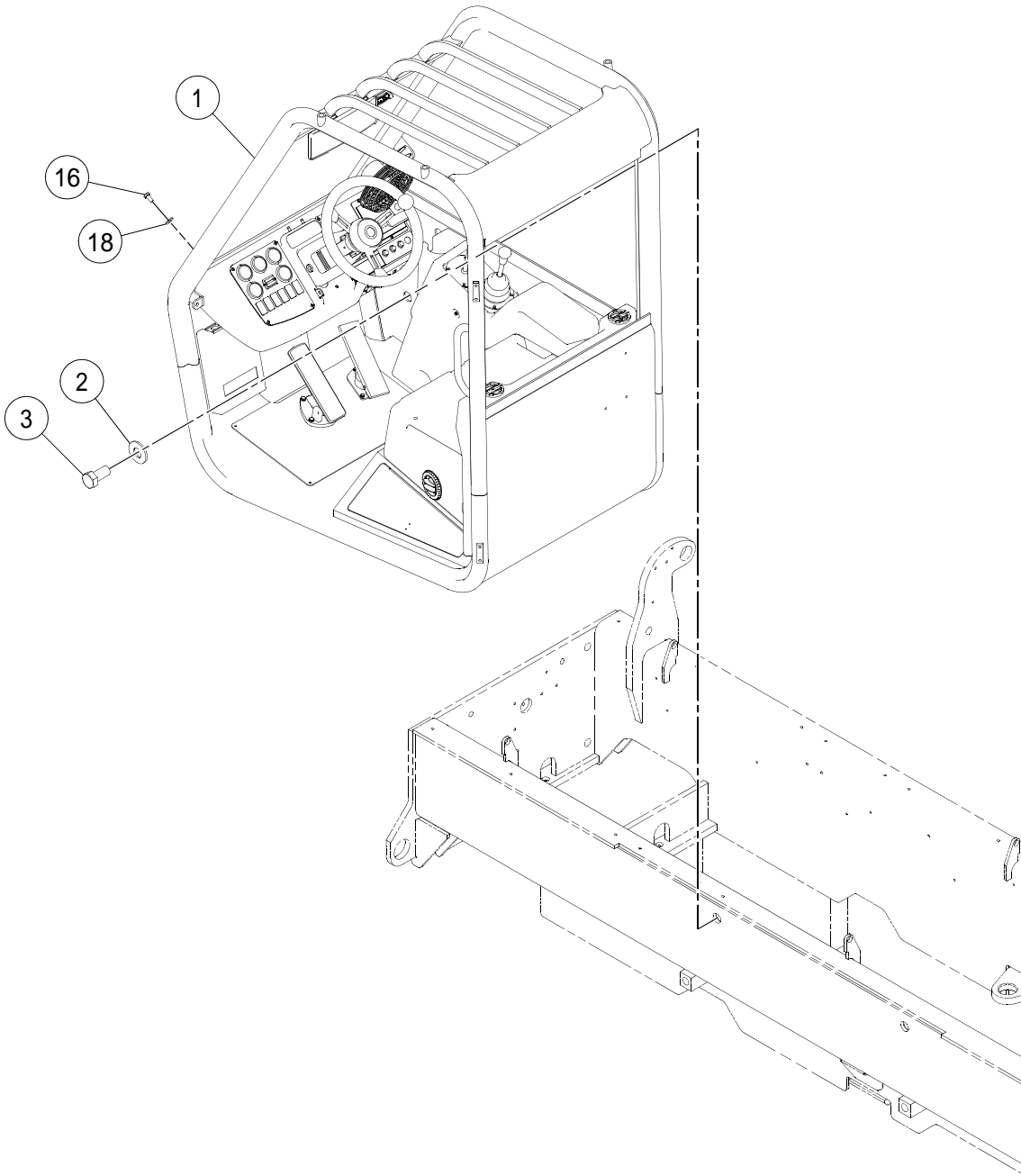


Section D - OPERATORS COMPARTMENT



CAB INSTALLATION

Dwg D13259411/00




CAB INSTALLATION

BOM 13259411, 13280599

| ITEM | COMM. NO. | DESCRIPTION | QTY | DIMENSIONS/NOTES |
|------|-----------|---|-----|-------------------------|
| 1 | NSVA | Cab Assembly (Effective S/N 189939, Including S/N 187221, 189750, 189751 and 189752) | 1 | See Page D - 4. |
| - | NSVA | Cab Assembly (Prior to S/N 189939 Excluding S/N 187221, 189750, 189751 and 189752) | 1 | See Page D - 16. |
| 2 | 54441506 | Washer | 4 | |
| 3 | 95920435 | HHCS, Zinc Plated | 4 | 1 1/4 x 7 x 2.5 |
| 16 | 96702816 | HHCS, Fully Threaded, Zinc Plated | 4 | M8 x 1.25 x 16 CI 8.8 |
| 18 | 96741038 | Flatwasher | 4 | M8 x 1.25 CI 200 |

CAB ASSEMBLY - EFFECTIVE S/N 189939, INCLUDING S/N
187221, 189750, 189751 AND 189752

Dwg 18004275/01



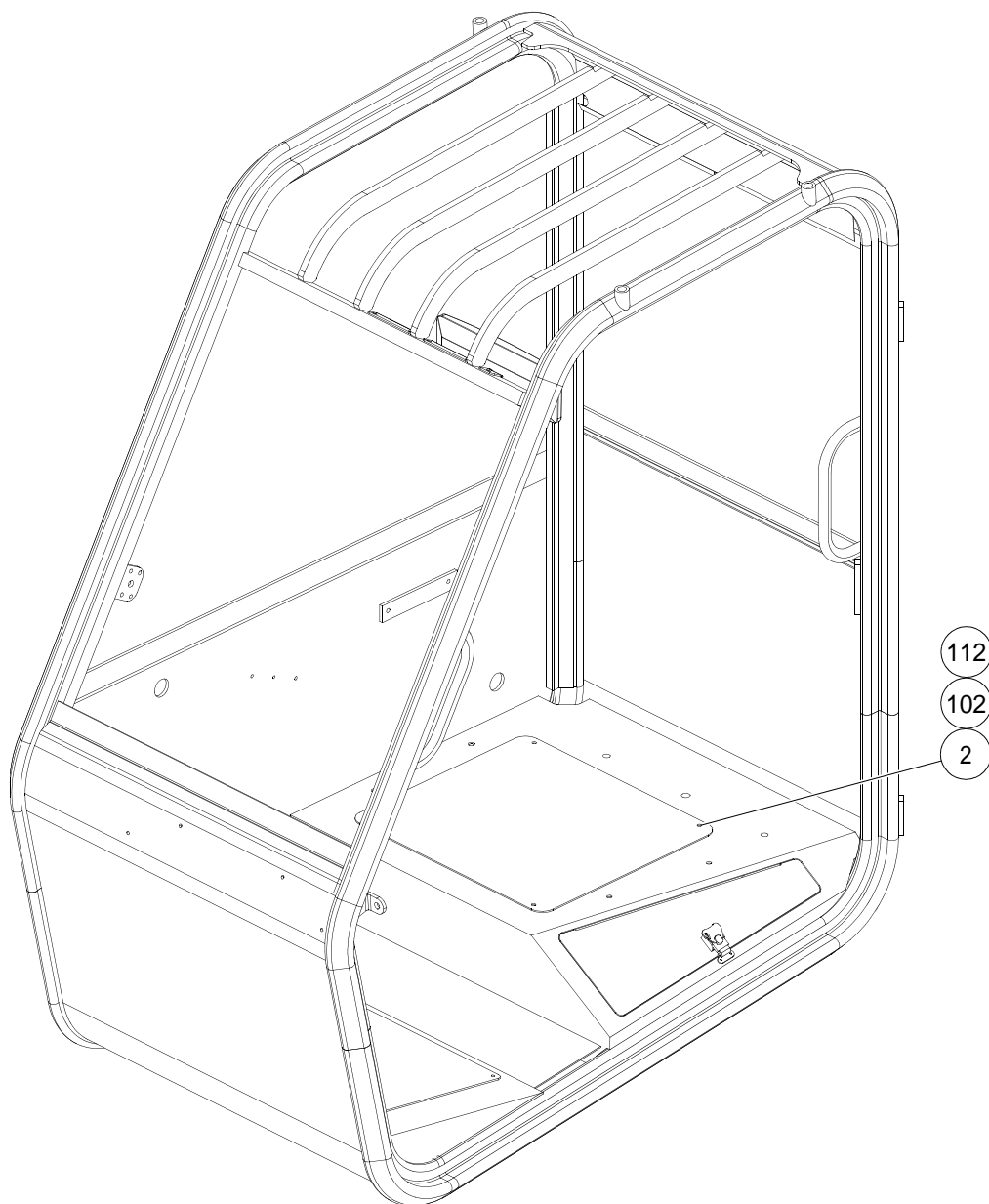
CAB ASSEMBLY - EFFECTIVE S/N 189939, INCLUDING S/N
187221, 189750, 189751 AND 189752

BOM 13856356, 13856349

| ITEM | COMM. NO. | DESCRIPTION | QTY | DIMENSIONS/NOTES |
|------|-----------|--|-----|-----------------------|
| 1 | 13856570 | Open Cab | 1 | See Breakdown D - 6. |
| - | 13443189 | Enclosed Cab | 1 | See Breakdown D - 14. |
| 5 | NSVA | Ignition Switch Panel Assembly | 1 | See Page D - 46. |
| 6 | 18008029 | Washer | 2 | |
| 7 | 59148569 | HSBHCS | 3 | M5 x 0.8 x 12 |
| 8 | NSVA | Console Assembly (Effective S/N 189939, Including S/N 187221, 189750, 189751 and 189752) | 1 | See Page D - 48. |
| - | NSVA | Console Assembly (Prior to S/N 189939 Excluding S/N 187221, 189750, 189751 and 189752) | 1 | See Page D - 50. |
| 9 | 96743984 | HSBHCS | 7 | M8 1.25 x 20 |
| 10 | 13842240 | Electronic Throttle Pedal | 1 | |
| 11 | 96711833 | Washer | 8 | M10 |
| 12 | 13158647 | Steering Wheel | 1 | |
| 13 | 96719786 | HHCS, Zinc Plated | 2 | M8 x 1.25 x 40 CI 8.8 |
| 14 | 59159558 | Horn Button | 1 | |
| 15 | 96701917 | HHCS, Fully Threaded, Zinc Plated | 2 | M10 x 1.5 x 30 CI 8.8 |
| 16 | 59199141 | Spinner Kit | 1 | |
| 17 | 13414255 | Seat Support (Open) | 1 | |
| - | 13414248 | Seat Support (Enclosed) | 1 | |
| 18 | 59113696 | Transmission Shifter | 1 | |
| 19 | 13315783 | Transmission Shift Clamp | 1 | |
| 20 | 95922332 | Flatwasher | 4 | #10 |
| 22 | 96741053 | Flatwasher | 3 | M6 |
| 23 | 96701958 | HHCS, Fully Threaded, Zinc Plated | 3 | M6 x 1 x 16 CI 8.8 |
| 24 | 13307889 | Steering Column Plastic Cover | 1 | 63198900 |
| 25 | 13236872 | Pivot Nut | 2 | |
| 26 | 13880463 | Armrest | 1 | |
| 27 | 13161724 | Louvers (Enclosed) | 3 | |
| 28 | 13300256 | Louver Adapter (Enclosed) | 3 | |
| 29 | 13300264 | Louver (Enclosed) | 2 | |
| 30 | 13209887 | Screw (Enclosed) | 20 | |
| 32 | 96728548 | Self-Tapping Screw | 4 | |
| 33 | 13300538 | Recirculation Filter (Enclosed) | 1 | |
| 34 | 19282102 | Power Port | 1 | |
| 35 | 96704606 | Hex Locknut | 3 | M8 |
| 37 | 14083992 | Washer | 2 | |
| 38 | 22084818 | Washer Bottle | 1 | |
| 39 | 96739750 | Stud | 3 | |
| 43 | 59181545 | Level Gage Modification | 1 | |
| - | 59181537 | - Level Gage | 1 | |
| 44 | 59325712 | Fuse, 10 Amp (Enclosed) | 3 | |
| 45 | 58893249 | Fuse, 30 Amp (Enclosed) | 1 | Amp |
| 103 | 96705736 | HHCS, Zinc Plated (Enclosed) | 1 | M5 x 0.8 x 20 CI 8.8 |
| 105 | 96733910 | SHCS | 2 | M5 x 40 |

OPEN CAB (13856570) - INTERNAL BREAKDOWN - EFF S/N
189939, 187221, 189750, 189751, 189752 - 1 OF 4

Dwg 13856570/00/01



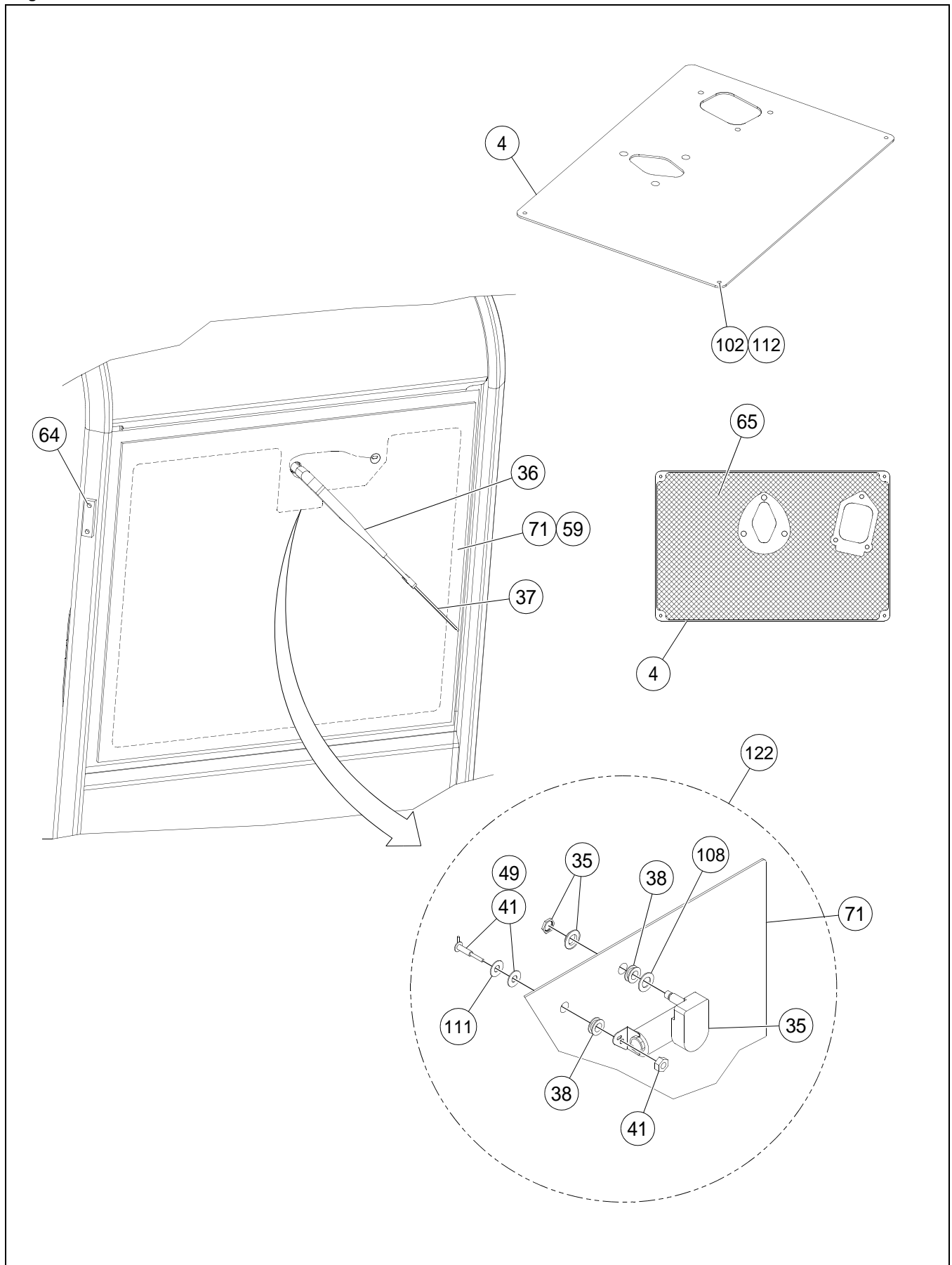
OPEN CAB (13856570) - INTERNAL BREAKDOWN - EFF S/N
 189939, 187221, 189750, 189751, 189752 - 1 OF 4

BOM 13856570

| ITEM | COMM. NO. | DESCRIPTION | QTY | DIMENSIONS/NOTES |
|------|-----------|---------------------------------------|-----|--------------------|
| 2 | | This item not used with this Assembly | | |
| 102 | 96701958 | HHCS, Fully Threaded, Zinc Plated | 4 | M6 x 1 x 16 Cl 8.8 |
| 112 | 96741053 | Flatwasher | 4 | M6 |

OPEN CAB (13856570) - INTERNAL BREAKDOWN - EFF S/N
189939, 187221, 189750, 189751, 189752 - 2 OF 4

Dwg 13856570/00/02



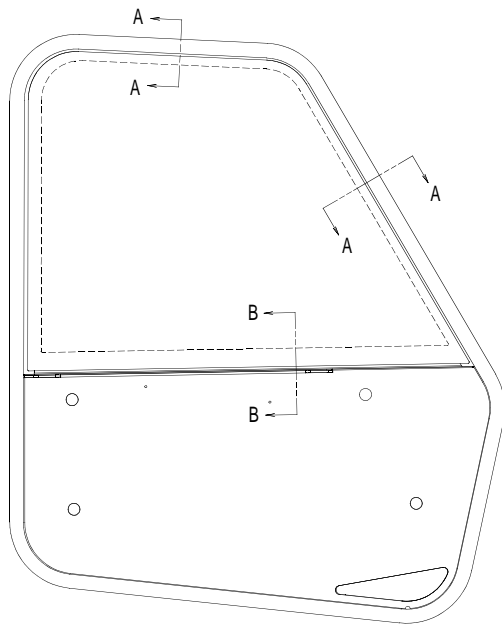
OPEN CAB (13856570) - INTERNAL BREAKDOWN - EFF S/N
 189939, 187221, 189750, 189751, 189752 - 2 OF 4

BOM 13856570

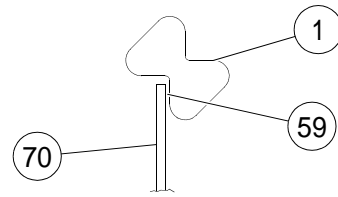
| ITEM | COMM. NO. | DESCRIPTION | QTY | DIMENSIONS/NOTES |
|------|-----------|---------------------------------------|-----|--------------------|
| 4 | 13191234 | Pedal Mount Plate | 1 | |
| 35 | | This item not used with this Assembly | | |
| 36 | 59072694 | Arm Wiper Rear | 1 | |
| 37 | 59194514 | Wiper Blade | 1 | |
| 38 | | This item not used with this Assembly | | |
| 41 | | This item not used with this Assembly | | |
| 49 | 95713798 | Strap | 2 | |
| 59 | | This item not used with this Assembly | | |
| 64 | | This item not used with this Assembly | | |
| 65 | 54579933 | Safety Tread (Inner Section) | 1 | |
| 71 | 13184478 | Glass Rear | 1 | |
| 102 | 96701958 | HHCS, Fully Threaded, Zinc Plated | 4 | M6 x 1 x 16 Cl 8.8 |
| 108 | | This item not used with this Assembly | | |
| 111 | | This item not used with this Assembly | | |
| 112 | 96741053 | Flatwasher | 4 | M6 |
| 122 | 59194548 | Wiper Motorkit | 1 | |

OPEN CAB (13856570) - INTERNAL BREAKDOWN - EFF S/N
189939, 187221, 189750, 189751, 189752 - 3 OF 4

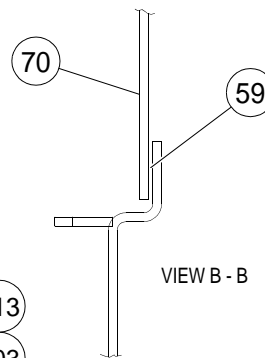
Dwg 13856570/00/03



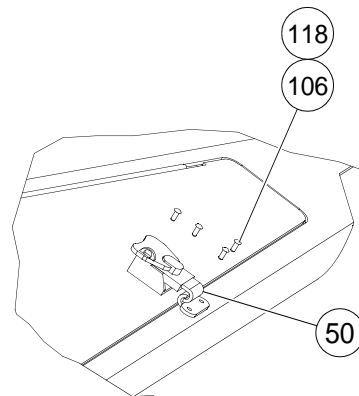
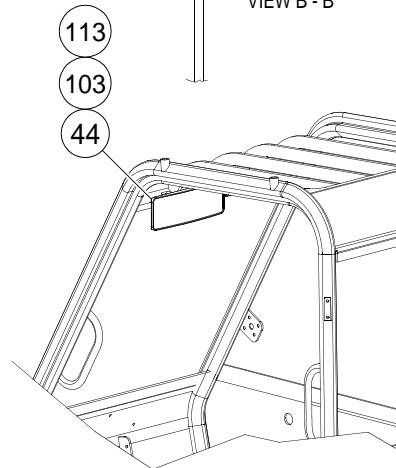
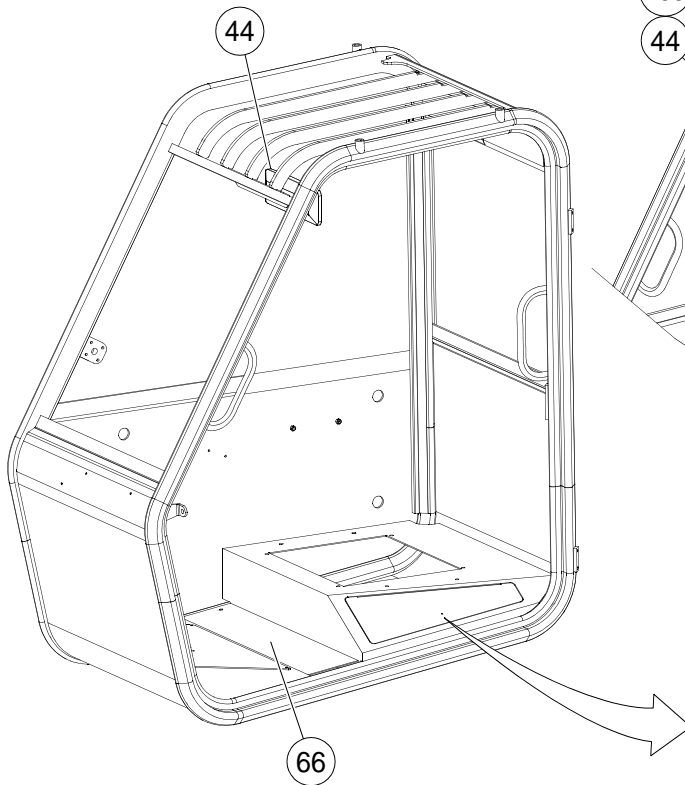
RIGHT SIDE VIEW



VIEW A - A



VIEW B - B



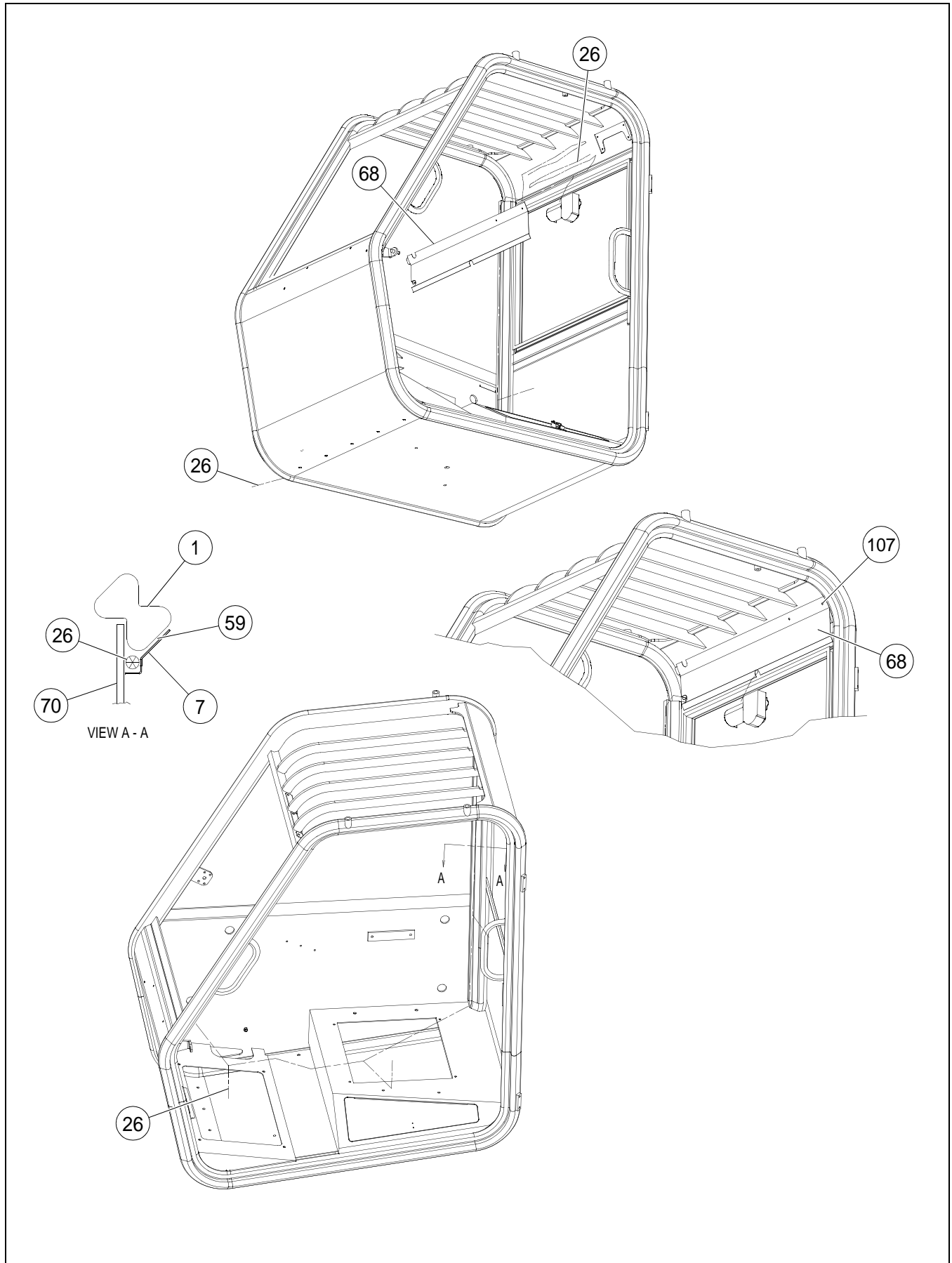
OPEN CAB (13856570) - INTERNAL BREAKDOWN - EFF S/N
 189939, 187221, 189750, 189751, 189752 - 3 OF 4

BOM 13856570

| ITEM | COMM. NO. | DESCRIPTION | QTY | DIMENSIONS/NOTES |
|------|-----------|---------------------------------------|-----|------------------|
| 1 | 13280664 | ROPS | 1 | |
| 44 | 13307152 | Internal Mirror | 1 | |
| 50 | 54718291 | Latch Tool Box | 1 | |
| 59 | | This item not used with this Assembly | | |
| 66 | 54579941 | Safety Tread (Outer Section) | 1 | |
| 70 | 13184460 | Glass Side | 1 | |
| 103 | 95923298 | Locknut | 2 | 1/4 x 20 |
| 106 | | This item not used with this Assembly | | |
| 113 | 95922183 | Flatwasher | 2 | 1/4 |
| 118 | 58877093 | Nut | 4 | #6 |

OPEN CAB (13856570) - INTERNAL BREAKDOWN - EFF S/N
189939, 187221, 189750, 189751, 189752 - 4 OF 4

Dwg 13856570/00/04



OPEN CAB (13856570) - INTERNAL BREAKDOWN - EFF S/N
 189939, 187221, 189750, 189751, 189752 - 4 OF 4

BOM 13856570

| ITEM | COMM. NO. | DESCRIPTION | QTY | DIMENSIONS/NOTES |
|------|-----------|---------------------------------------|-----|------------------|
| 1 | 13280664 | ROPS | 1 | |
| 7 | 13174057 | Vertical Wire Cover | 1 | |
| 26 | 13856562 | Open Cab Harness | 1 | |
| 59 | | This item not used with this Assembly | | |
| 68 | | This item not used with this Assembly | | |
| 70 | 13184460 | Glass Side | 1 | |
| 72 | 54718226 | Trim (Not Shown) | 1 | |
| 107 | | This item not used with this Assembly | | |

ENCLOSED CAB (13443189) - INTERNAL BREAKDOWN - EFF
S/N 189939, 187221, 189750, 189751, 189752

Dwg 13443189/01

List Only
No Drawing Required

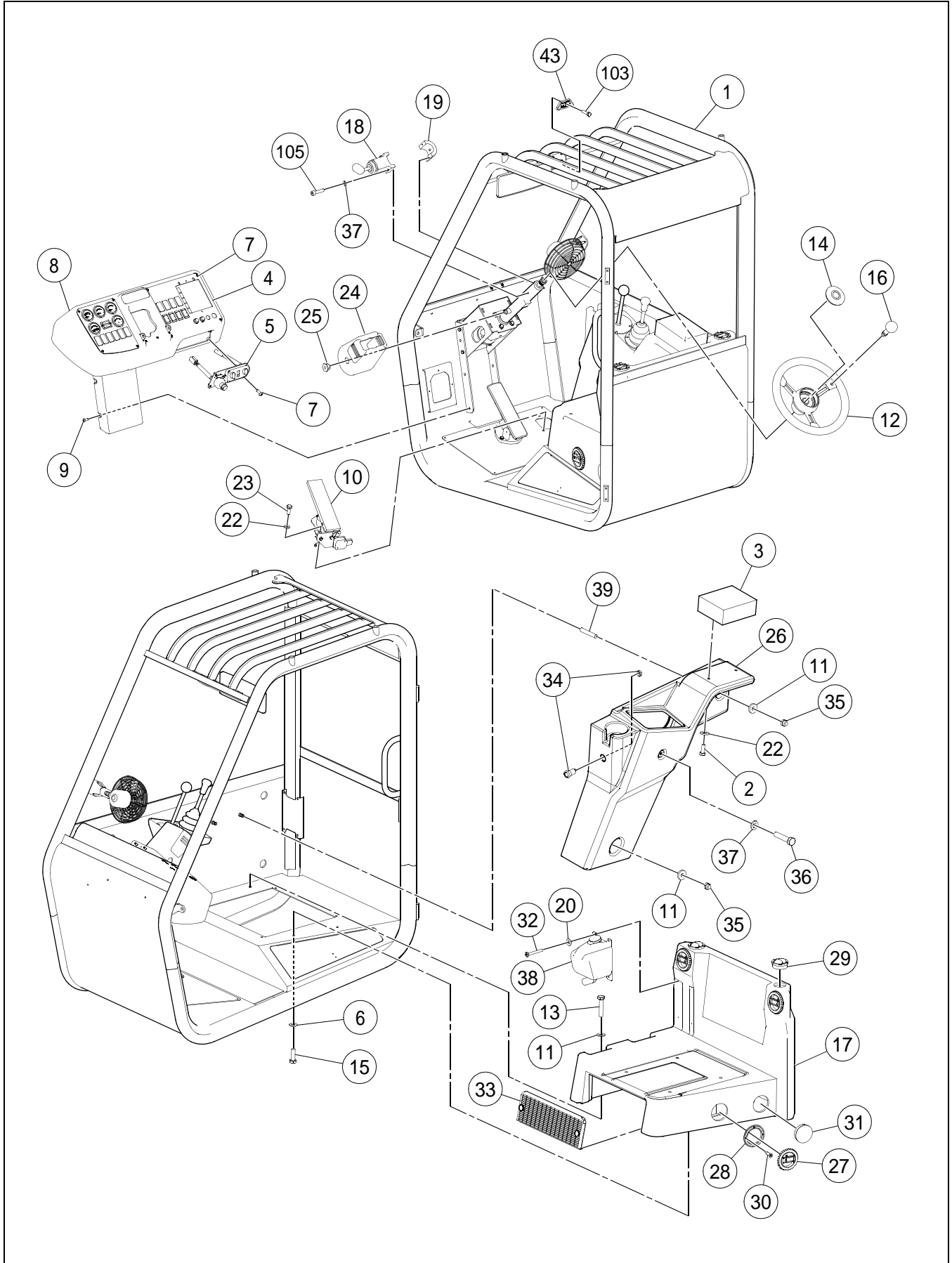
ENCLOSED CAB (13443189) - INTERNAL BREAKDOWN - EFF
S/N 189939, 187221, 189750, 189751, 189752

BOM 13443189

| ITEM | COMM. NO. | DESCRIPTION | QTY | DIMENSIONS/NOTES |
|-----------|-----------------|---------------------------|----------|------------------------------|
| 1 | 13280664 | ROPS | 1 | |
| 4 | 13191234 | Pedal Mount Plate | 1 | |
| 10 | 13191291 | Cab Door Assembly | 1 | See Breakdown D - 42. |
| 11 | 59155747 | Door Hindge | 2 | |
| 12 | 13174057 | Vertical Wire Cover | 1 | |
| 13 | 13174065 | Horizontal Wire Cover | 2 | |
| 31 | 13526868 | Vr C Enclosed Cab Harness | 1 | |
| 34 | 13174099 | Top Curved Window | 1 | |
| 35 | 13174081 | Front Window | 1 | |
| 36 | 59154641 | Sliding Side Window | 1 | |
| 37 | 13174032 | Rear Window Assembly | 1 | |
| - | 22109284 | - Rear Window w/Frame | 1 | |
| - | 22109292 | - Gas Spring | 1 | |
| - | 22109300 | - Latch Plate | 1 | |
| - | 13248521 | - Rear Glass Only | 1 | |
| - | 22109318 | - Window Rubber Seal | 1 | |
| - | 22109326 | - Latch Handle | 1 | |
| 40 | 58962879 | Interior Light | 1 | |
| 42 | 54718366 | Strap Door Clamp Bar | 2 | |
| 43 | 59142851 | Door Strap | 1 | |
| 51 | 22088256 | Wet Arm Washer Kit | 2 | |
| 52 | 13253125 | Wiper Motor | 3 | |
| 53 | 59072694 | Arm Wiper Rear | 3 | |
| 54 | 59194522 | Wiper Blade | 1 | |
| 55 | 59194514 | Wiper Blade | 2 | |
| 56 | 54516034 | Bushing | 3 | |
| 60 | 59195909 | Striker Bolt | 1 | |
| 64 | 59154757 | Fan | 1 | |
| 67 | 54611975 | Bushing | 4 | |
| 68 | 13285481 | Plastic Cover Washer | 1 | |
| 69 | 54515879 | Cap | 1 | |
| 73 | 13307152 | Internal Mirror | 1 | |
| 78 | 59155598 | Key | 2 | |
| - | 13284690 | - Ir Key Tag | 2 | |
| 79 | 13320510 | Wire Tie | A/R | |
| 80 | 54718291 | Latch Tool Box | 1 | |
| 87 | 54628326 | Weatherstrip Door Frame | 14 | |
| 89 | 13248513 | Door Shock | 1 | |
| 90 | 22067607 | Adhesive | 1 | |
| 93 | 22080238 | Ball Stud | 1 | |
| 94 | 54720800 | Rubber Plug | 3 | |

CAB ASSEMBLY - PRIOR TO S/N 189939 EXCLUDING S/N
187221, 189750, 189751 AND 189752

Dwg 13360011/02



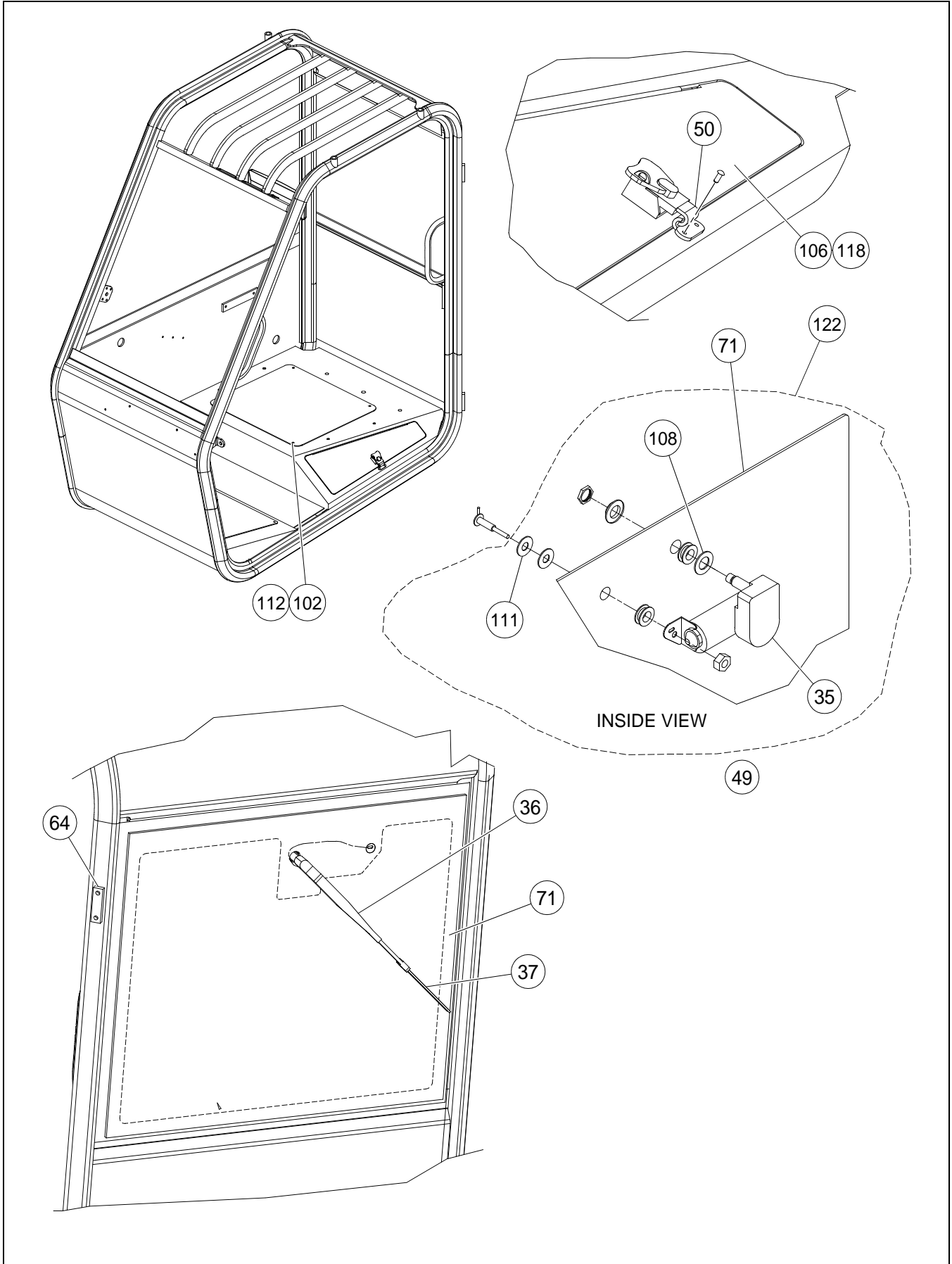
CAB ASSEMBLY - PRIOR TO S/N 189939 EXCLUDING S/N
187221, 189750, 189751 AND 189752

BOM 13280672, 13280607

| ITEM | COMM. NO. | DESCRIPTION | QTY | DIMENSIONS/NOTES |
|------|-----------|---------------------------------------|-----|-----------------------|
| 1 | 13280680 | Open Cab | 1 | See Breakdown D - 18. |
| - | 13265228 | Enclosed Cab | 1 | See Breakdown D - 24. |
| 2 | 95920377 | HHCS, Zinc Plated | 2 | 1/4 x 20 x 1.0 Grd 8 |
| 3 | 13318670 | Armrest Pad | 1 | |
| 4 | | This item not used with this Assembly | | |
| 5 | NSVA | Ignition Switch Panel Assembly | 1 | See Page D - 46. |
| 6 | 18008029 | Washer | 2 | 12.5 x 10 |
| 7 | 59148569 | HSBHCS | 3 | M5 x 0.8 x 12 |
| 8 | NSVA | Console Assembly | 1 | See Page D - 50. |
| 9 | 96743984 | HSBHCS, Zinc Plated | 6 | M8 x 1.25 x 20 CI 8.8 |
| 10 | 13366489 | Throttle | 1 | |
| 11 | 96712674 | Washer, Zinc Plated | 5 | M8 Hardened CI 10 |
| 12 | 13158647 | Steering Wheel | 1 | |
| 13 | 96705553 | HHCS, Zinc Plated | 2 | M8 x 1.25 x 45 CI 8.8 |
| 14 | 59159558 | Horn Button | 1 | |
| 15 | 96701917 | HHCS, Fully Threaded, Zinc Plated | 2 | M10 x 1.5 x 30 CI 8.8 |
| 16 | 59199141 | Spinner Kit | 1 | |
| 17 | 13414255 | Seat Support (Open Cab) | 1 | |
| - | 13414248 | Seat Support - Vented (Enclosed Cab) | 1 | |
| 18 | 59113696 | Transmission Shifter | 1 | |
| 19 | 13315783 | Transmission Shifter Clamp | 1 | |
| 20 | 95922332 | Flatwasher, Zinc Plated | 4 | #10 |
| 22 | 96741053 | Flatwasher, Zinc Plated | 3 | M6 CI 200 |
| 23 | 96701958 | HHCS, Fully Threaded, Zinc Plated | 3 | M6 x 1 x 16 CI 8.8 |
| 24 | 13307889 | Cover | 1 | |
| 25 | 13236872 | Pivot Nut | 2 | |
| 26 | 13267273 | Armrest | 1 | |
| 27 | 13161724 | Louver (Enclosed Cab) | 3 | |
| 28 | 13300256 | Louver Adapter (Enclosed Cab) | 3 | |
| 29 | 13300264 | Louver (Enclosed Cab) | 2 | |
| 30 | 13209887 | Wood Screw (Enclosed Cab) | 20 | |
| 31 | | This item not used with this Assembly | | |
| 32 | 96728548 | Self-tapping Screw, Zinc Plated | 2 | 1.6 |
| 33 | 13300538 | Recirculation Filter (Enclosed Cab) | 1 | |
| 34 | 19282102 | Power Receptacle | 1 | |
| 35 | 96704606 | Hex Locknut, Zinc Plated | 3 | M8 x 1.25 CI 8 |
| 36 | 96705736 | HHCS, Fully Threaded, Zinc Plated | 1 | M5 x 0.8 x 20 CI 8.8 |
| 37 | 14083992 | Washer, Zinc Plated | 3 | M5 CI 100 |
| 38 | 22084818 | Washer Bottle | 1 | |
| 39 | 96739750 | Stud | 3 | |
| 43 | 59181545 | Level Gauge Modification | 1 | |
| - | 59181537 | - Level Gage | 1 | |
| 103 | 96705736 | HHCS, Fully Threaded, Zinc Plated | 1 | M5 x 0.8 x 20 CI 8.8 |
| 105 | 96733910 | SHCS, Zinc Plated | 2 | M5 x 0.8 x 40 CI 8.8 |

OPEN CAB (13280680) - INTERNAL BREAKDOWN - PRIOR S/
N 189939 EXC S/N 187221, 189750, 189751, 189752 - 1 OF 3

Dwg 13280680/00/01



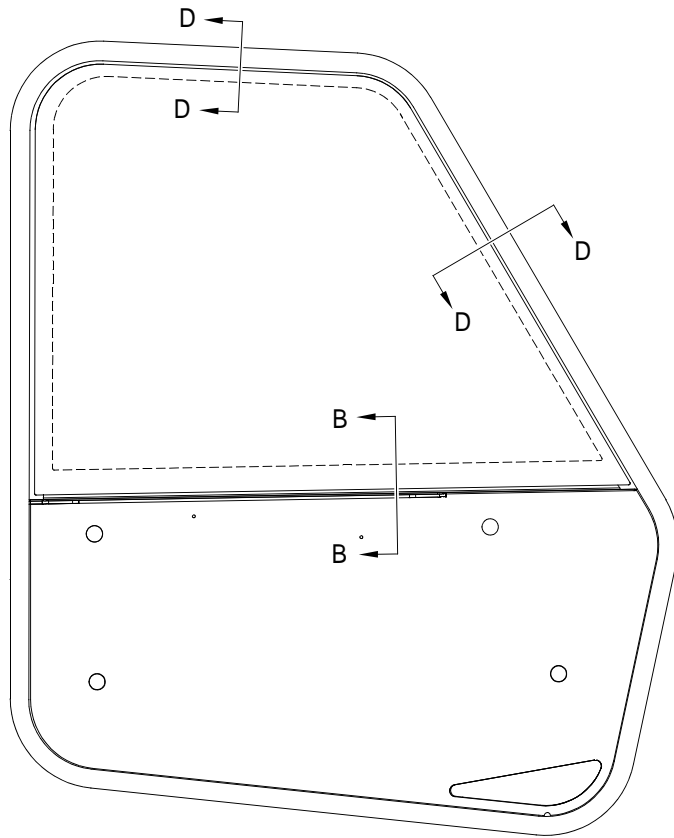
OPEN CAB (13280680) - INTERNAL BREAKDOWN - PRIOR S/
 N 189939 EXC S/N 187221, 189750, 189751, 189752 - 1 OF 3

BOM 13280680

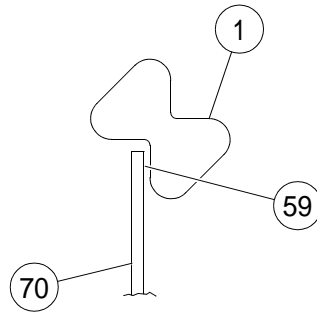
| ITEM | COMM. NO. | DESCRIPTION | QTY | DIMENSIONS/NOTES |
|------|-----------|---------------------------------------|-----|--------------------|
| 35 | 13253125 | Wiper Motor | 1 | |
| 36 | 59072694 | Rear Wiper Arm | 1 | |
| 37 | 59194514 | Wiper Blade | 1 | 14.0" |
| 49 | 95713798 | Strap | 2 | |
| 50 | 54718291 | Tool Box Latch | 1 | |
| 64 | | This item not used with this Assembly | | |
| 71 | 13184478 | Rear Glass | 1 | |
| 102 | 96701958 | HHCS, Fully Threaded, Zinc Plated | 4 | M6 x 1 x 16 Cl 8.8 |
| 106 | | This item not used with this Assembly | | |
| 108 | | This item not used with this Assembly | | |
| 111 | | This item not used with this Assembly | | |
| 112 | 96741053 | Flatwasher | 4 | M6 |
| 118 | 58877093 | Nut | 4 | |
| 122 | 59194548 | Wiper Motor Kit | 1 | |

OPEN CAB (13280680) - INTERNAL BREAKDOWN - PRIOR S/
N 189939 EXC S/N 187221, 189750, 189751, 189752 - 2 OF 3

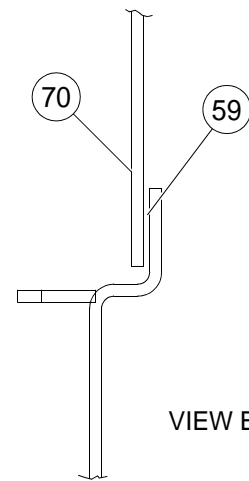
Dwg 13280680/00/02



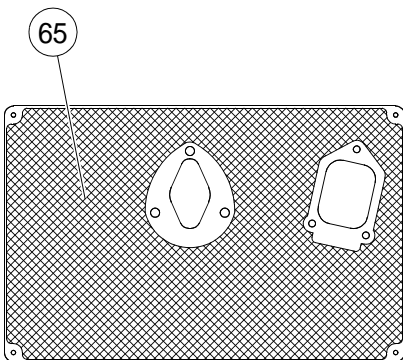
RIGHT SIDE VIEW



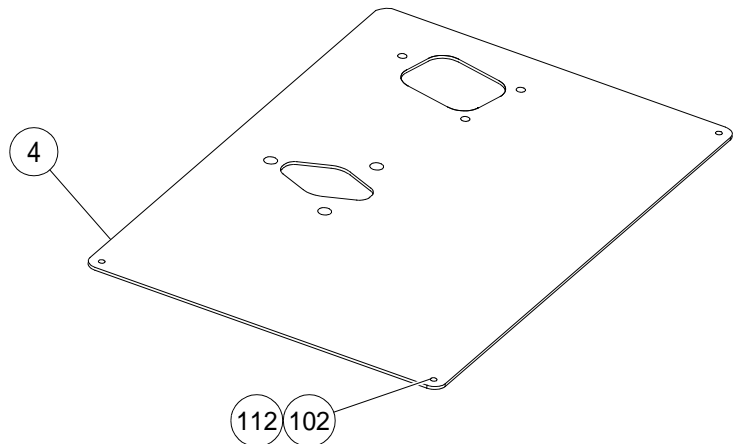
VIEW D-D



VIEW B-B



TOP VIEW



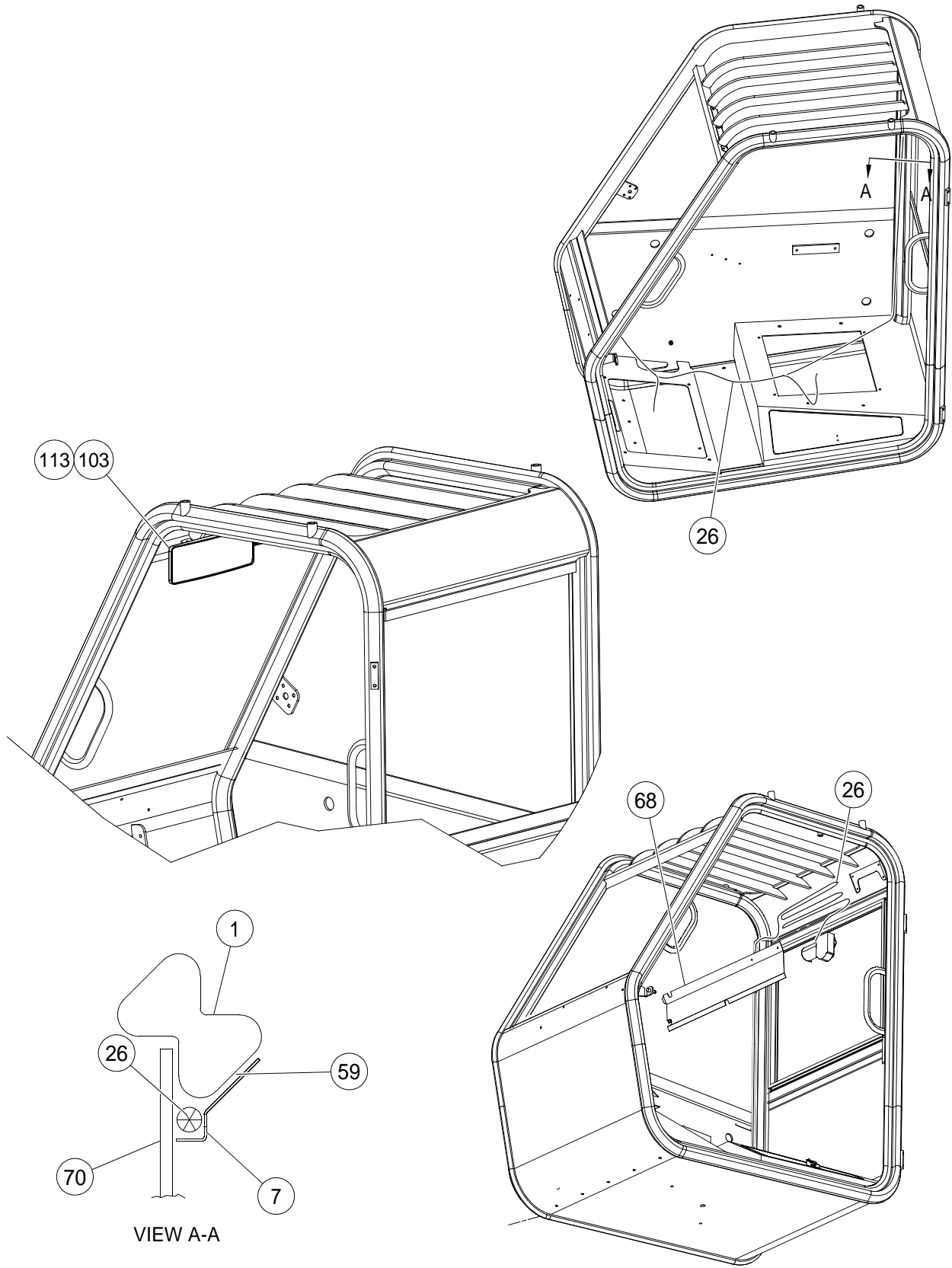
OPEN CAB (13280680) - INTERNAL BREAKDOWN - PRIOR S/
 N 189939 EXC S/N 187221, 189750, 189751, 189752 - 2 OF 3

BOM 13280680

| ITEM | COMM. NO. | DESCRIPTION | QTY | DIMENSIONS/NOTES |
|------|-----------|-----------------------------------|-----|--------------------|
| 1 | 13280664 | ROPS | 1 | |
| 4 | 13191234 | Pedal Mounting Plate | 1 | |
| 59 | 43806165 | Sika | 1 | |
| 65 | 54579933 | Safety Tread (Inner Section) | 1 | |
| 70 | 13184460 | Side Glass | 1 | |
| 102 | 96701958 | HHCS, Fully Threaded, Zinc Plated | 4 | M6 x 1 x 16 Cl 8.8 |
| 112 | 96741053 | Flatwasher | 4 | M6 |

OPEN CAB (13280680) - INTERNAL BREAKDOWN - PRIOR S/
N 189939 EXC S/N 187221, 189750, 189751, 189752 - 3 OF 3

Dwg 13280680/00/03



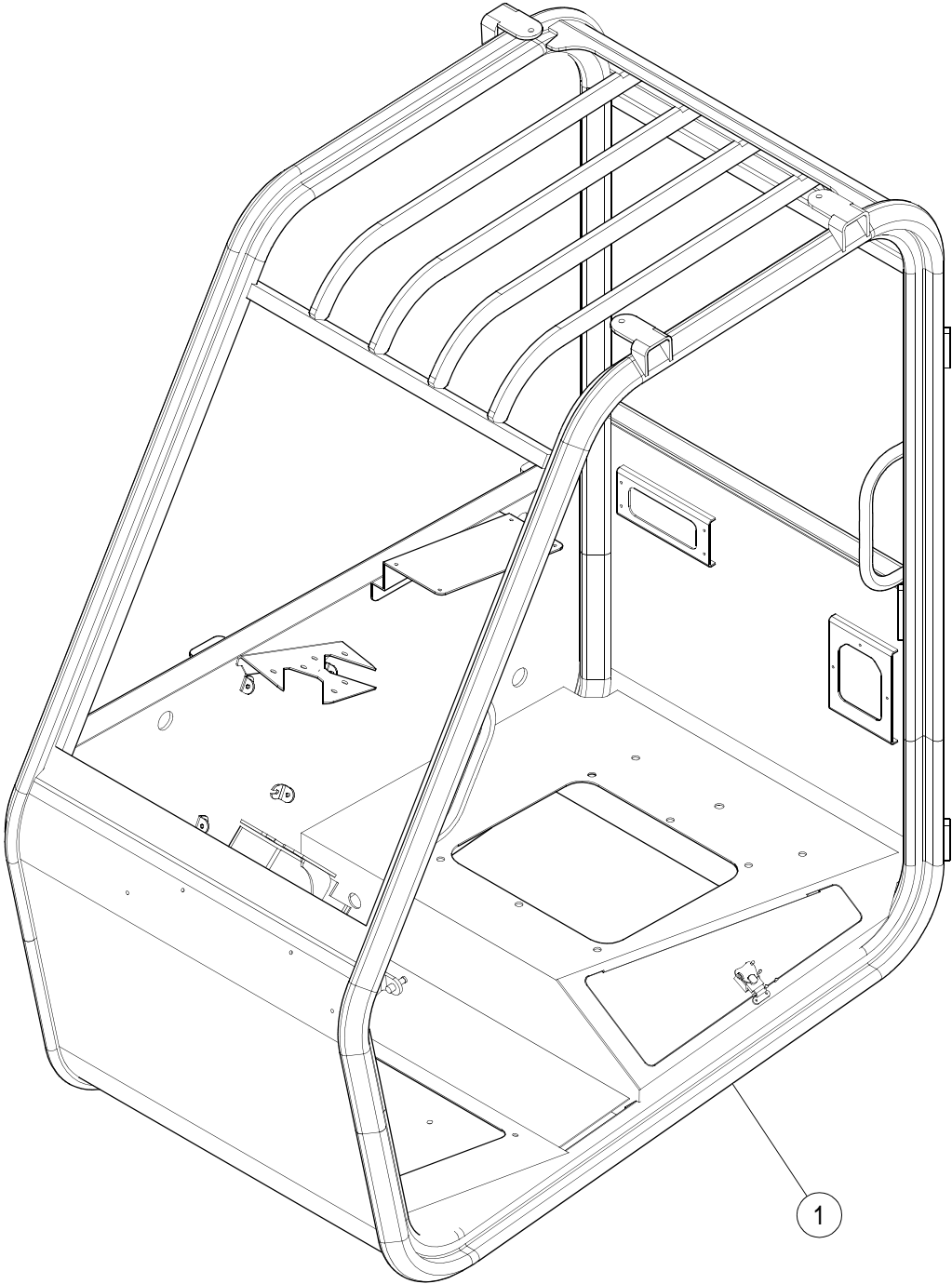
OPEN CAB (13280680) - INTERNAL BREAKDOWN - PRIOR S/
 N 189939 EXC S/N 187221, 189750, 189751, 189752 - 3 OF 3

BOM 13280680

| ITEM | COMM. NO. | DESCRIPTION | QTY | DIMENSIONS/NOTES |
|------|-----------|--|-----|----------------------|
| 1 | 13280664 | ROPS | 1 | |
| 7 | 13174057 | Vertical Wire Cover | 1 | |
| 26 | 13307137 | Cab Wire Harness | 1 | |
| 34 | 22088256 | Wet Arm Washer Kit (Not Shown) | 1 | |
| 55 | 19282102 | Power Port (Not Shown) | 1 | |
| 58 | 43806157 | Sika Ultrafast Adhesive (Not Shown) | 1 | |
| 59 | 43806165 | Sika | 1 | |
| 66 | 54579941 | Safety Tread (Outer Section) (Not Shown) | 1 | |
| 67 | 59194506 | Trim (Not Shown) | 1 | |
| 68 | 43806108 | Headliner | 1 | |
| 70 | 13184460 | Side Glass | 1 | |
| 72 | 54718226 | Trim (Not Shown) | 1 | |
| 103 | 96705736 | HHCS, Fully Threaded, Zinc Plated | 2 | M5 x 0.8 x 20 CI 8.8 |
| 113 | | This item not used with this Assembly | | |

ENCLOSED CAB (13265228) - PRIOR TO S/N 189939 EXC S/
N 187221, 189750, 189751, 189752 - 1 OF 9

Dwg D13174008/00/01



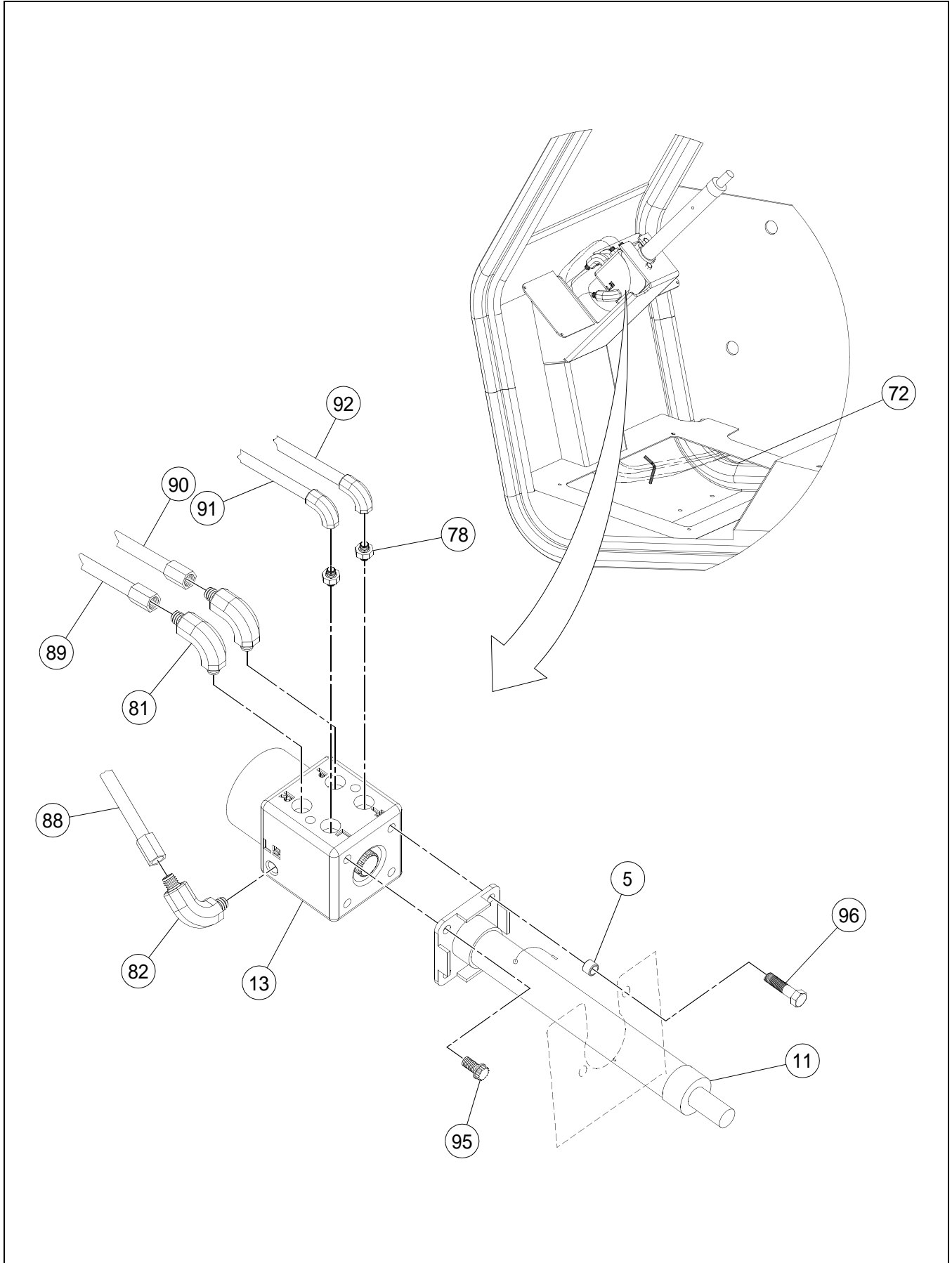
ENCLOSED CAB (13265228) - PRIOR TO S/N 189939 EXC S/
N 187221, 189750, 189751, 189752 - 1 OF 9

BOM 13265228

| ITEM | COMM. NO. | DESCRIPTION | QTY | DIMENSIONS/NOTES |
|------|-----------|-----------------------------------|-----|----------------------|
| 1 | 13280664 | ROPS | 1 | |
| 52 | 13253125 | Wiper Motor | 3 | |
| 69 | 54515879 | Cap | 1 | |
| 73 | 13307152 | Internal Mirror | 1 | |
| 93 | 22080238 | Ball Stud | 1 | |
| 151 | 96705736 | HHCS, Fully Threaded, Zinc Plated | 1 | M5 x 0.8 x 20 Cl 8.8 |
| 163 | 96741053 | Flatwasher | 2 | M6 |
| 168 | 96704580 | Hex Locknut | 4 | M5 |
| 171 | 96704598 | Hex Locknut | 4 | M6 |
| 173 | 58877093 | Nut | 4 | |

ENCLOSED CAB (13265228) - PRIOR TO S/N 189939 EXC S/
N 187221, 189750, 189751, 189752 - 2 OF 9

Dwg D13174008/00/02



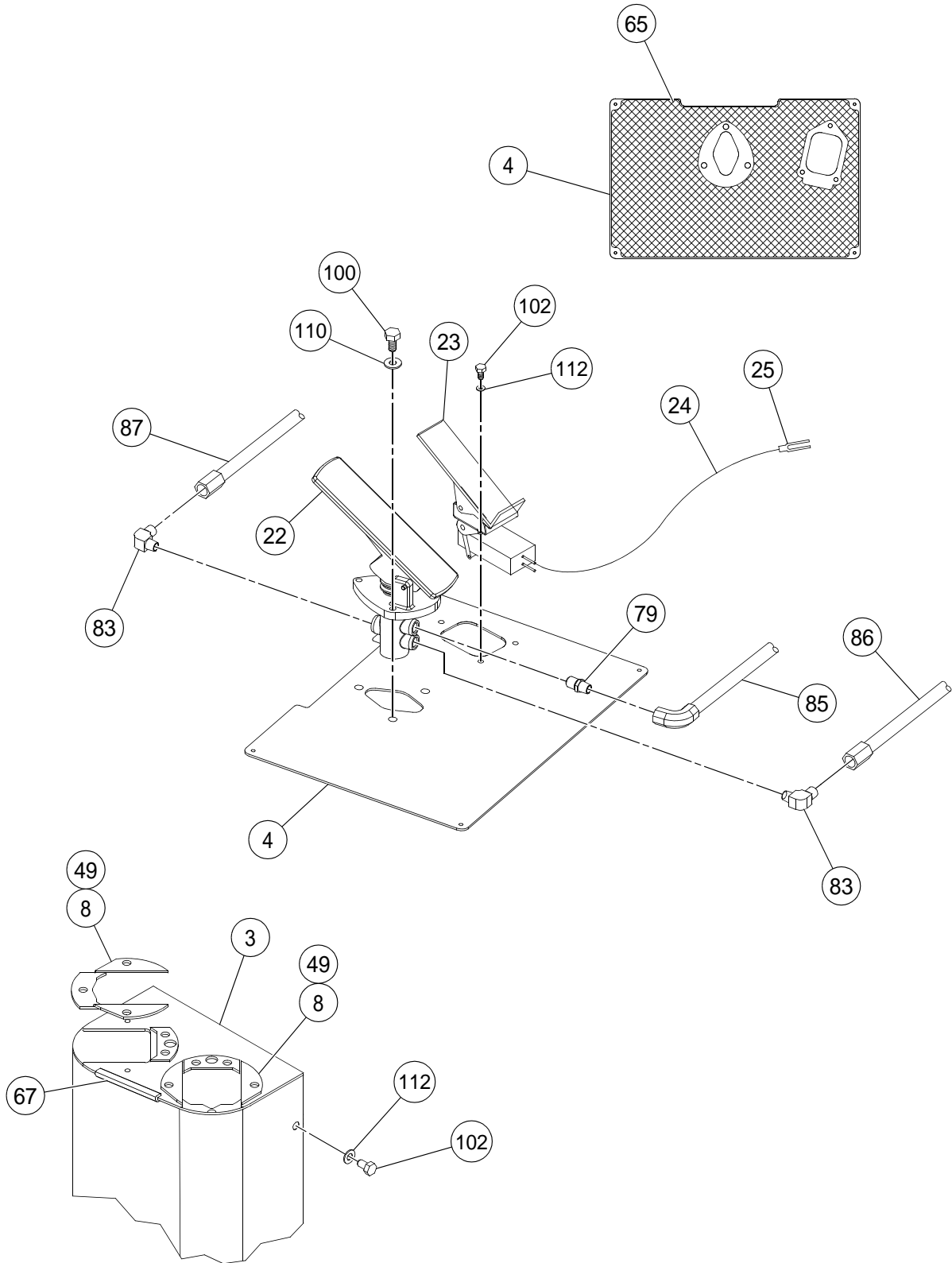
ENCLOSED CAB (13265228) - PRIOR TO S/N 189939 EXC S/
N 187221, 189750, 189751, 189752 - 2 OF 9

BOM 13265228

| ITEM | COMM. NO. | DESCRIPTION | QTY | DIMENSIONS/NOTES |
|------|-----------|--|-----|------------------|
| 5 | | This item not used with this Assembly | | |
| 11 | 59155747 | Door Hindge | 1 | |
| 13 | 13174065 | Horizontal Wire Cover | 2 | |
| 31 | 13305586 | Cab Wiring Harness (Not Shown) | 1 | |
| 34 | 13174081 | Front Window (Not Shown) | 1 | |
| 40 | 58962879 | Interior Light (Not Shown) | 1 | |
| 42 | 54718366 | Door Strap Clamp Bar (Not Shown) | 1 | |
| 53 | 59072694 | Rear Wiper Arm (Not Shown) | 3 | |
| 54 | 59194522 | Wiper Blade (Not Shown) | 1 | 18.0" |
| 60 | 59195909 | Striker Bolt (Not Shown) | 1 | |
| 72 | | This item not used with this Assembly | | |
| 75 | 54473004 | Armrest (Not Shown) | 1 | |
| 78 | 59155598 | Key | 2 | |
| - | 13284690 | - Ir Key Tag | 2 | |
| 80 | 54718291 | Tool Box Latch (Not Shown) | 1 | |
| 81 | | This item not used with this Assembly | | |
| 82 | | This item not used with this Assembly | | |
| 88 | | This item not used with this Assembly | | |
| 89 | 13248513 | Door Shock | 1 | |
| 90 | 43806157 | Sika Ultrafast Adhesive | 1 | |
| 91 | 43806165 | Sika | 1 | |
| 92 | 54516513 | Sealing Washer | 1 | |
| 95 | | This item not used with this Assembly | | |
| 96 | | This item not used with this Assembly | | |
| 146 | 96721022 | BHCS (Not Shown) | 4 | |
| 148 | 96701958 | Screw (Not Shown) | 22 | |
| 156 | 96702394 | HHCS (Not Shown) | 4 | |
| 158 | 96706809 | HHCS (Not Shown) | 1 | |
| 162 | 96741038 | Flatwasher (Not Shown) | 10 | |
| 164 | 96738554 | Flatwasher (Not Shown) | 10 | M5 |
| 169 | 96704291 | Nut (Not Shown) | 1 | |
| 172 | 95923298 | Locknut (Not Shown) | 4 | |
| 186 | 59194548 | Wiper Motor Kit (Includes the following Items): (Not Shown) | 3 | |
| - | NSS | - Wiper Motor | 1 | |
| - | NSS | - Grommet | 5 | |
| - | NSS | - Bushing | 1 | |
| - | NSS | - Cap | 1 | |
| - | NSS | - Sealing Washer | 1 | |
| - | NSS | - Screw | 22 | |
| - | NSS | - Flatwasher | 3 | |
| - | NSS | - Flatwasher | 31 | |
| - | NSS | - Locknut | 4 | |

ENCLOSED CAB (13265228) - PRIOR TO S/N 189939 EXC S/
N 187221, 189750, 189751, 189752 - 3 OF 9

Dwg D13174008/00/03



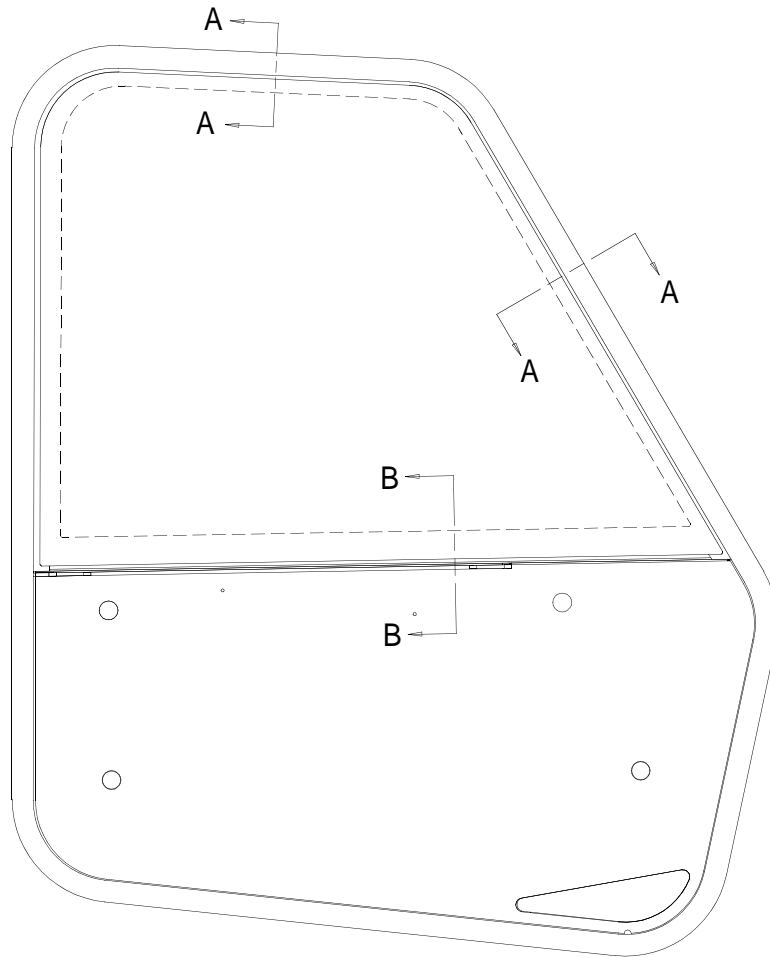
ENCLOSED CAB (13265228) - PRIOR TO S/N 189939 EXC S/
N 187221, 189750, 189751, 189752 - 3 OF 9

BOM 13265228

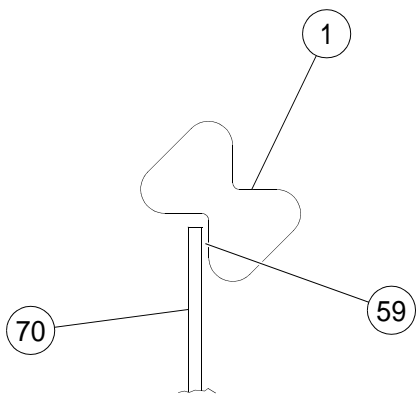
| ITEM | COMM. NO. | DESCRIPTION | QTY | DIMENSIONS/NOTES |
|------|-----------|---------------------------------------|-----|------------------|
| 3 | | This item not used with this Assembly | | |
| 4 | 13191234 | Pedal Mounting Plate | 1 | |
| 8 | | This item not used with this Assembly | | |
| 22 | | This item not used with this Assembly | | |
| 23 | | This item not used with this Assembly | | |
| 24 | | This item not used with this Assembly | | |
| 25 | | This item not used with this Assembly | | |
| 49 | | This item not used with this Assembly | | |
| 65 | | This item not used with this Assembly | | |
| 67 | 54611975 | Bushing | 1 | |
| 79 | 95713798 | Strap | 7 | |
| 83 | | This item not used with this Assembly | | |
| 85 | | This item not used with this Assembly | | |
| 86 | | This item not used with this Assembly | | |
| 87 | 54628326 | Door Weatherstrip | 14 | |
| 100 | | This item not used with this Assembly | | |
| 102 | | This item not used with this Assembly | | |
| 110 | 54579933 | Safety Tread (Inner Section) | 1 | |
| 112 | 59194506 | Trim | 2 | |

ENCLOSED CAB (13265228) - PRIOR TO S/N 189939 EXC S/
N 187221, 189750, 189751, 189752 - 4 OF 9

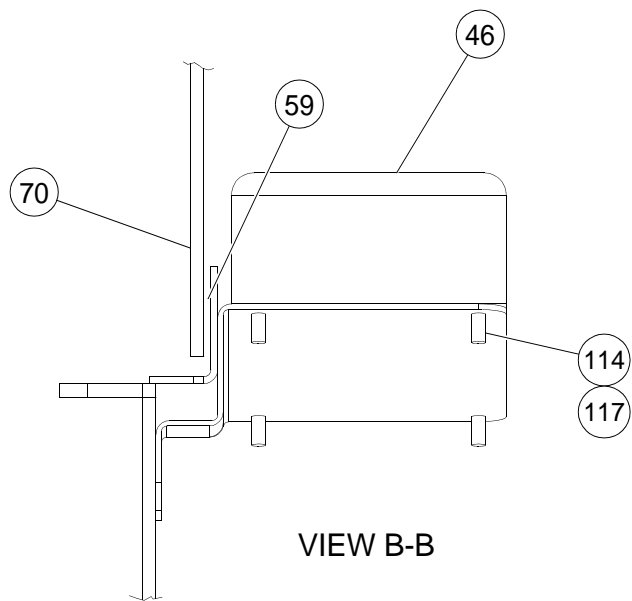
Dwg D13174008/00/04



RIGHT SIDE VIEW



VIEW A-A



VIEW B-B

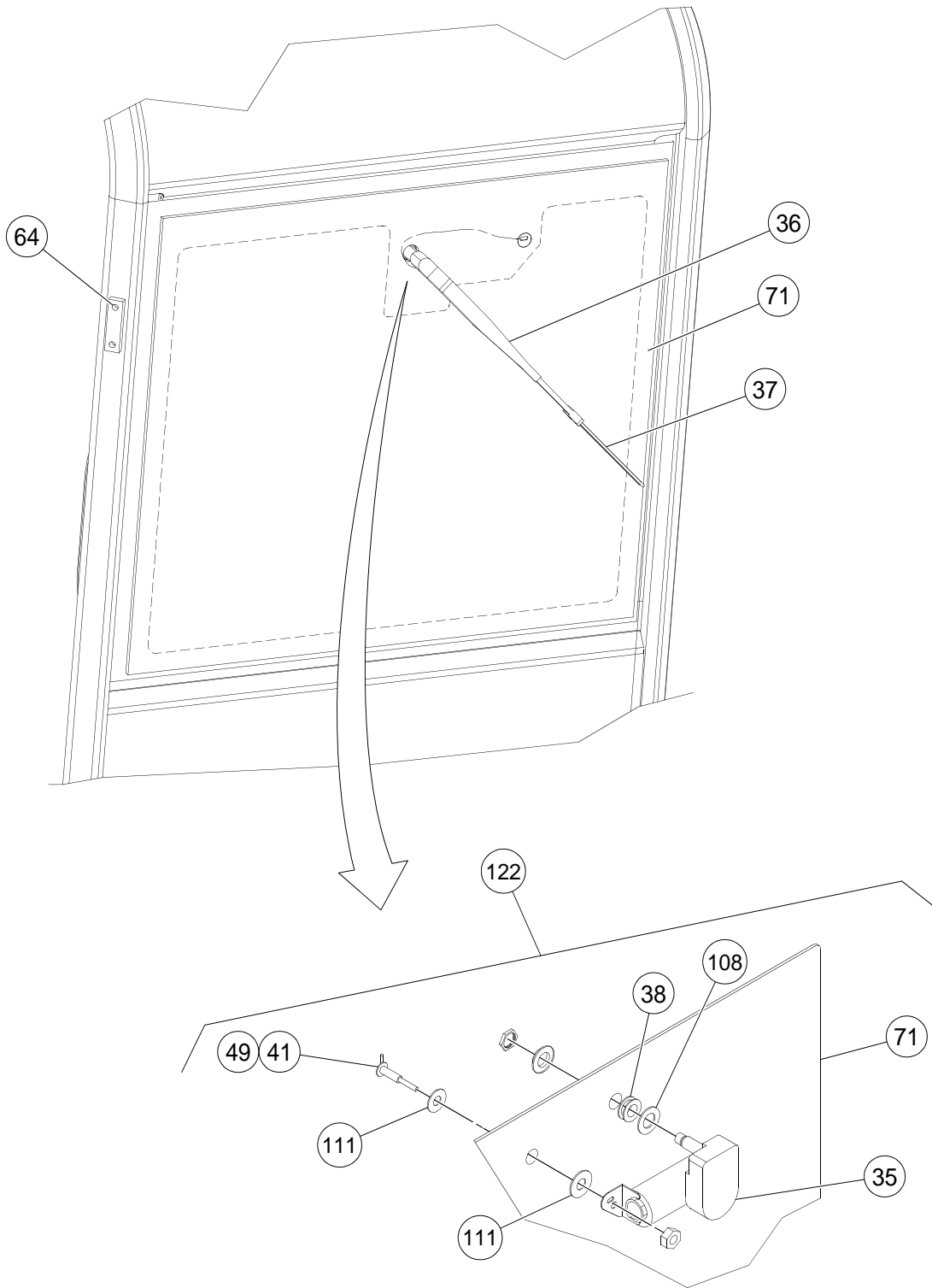
ENCLOSED CAB (13265228) - PRIOR TO S/N 189939 EXC S/
N 187221, 189750, 189751, 189752 - 4 OF 9

BOM 13265228

| ITEM | COMM. NO. | DESCRIPTION | QTY | DIMENSIONS/NOTES |
|------|-----------|---------------------------------------|-----|------------------|
| 1 | 13280664 | ROPS | 1 | |
| 46 | | This item not used with this Assembly | | |
| 59 | 13220835 | Hose Washer Fitting | 2 | |
| 70 | | This item not used with this Assembly | | |
| 114 | | This item not used with this Assembly | | |
| 117 | 54718226 | Trim | 1 | |

ENCLOSED CAB (13265228) - PRIOR TO S/N 189939 EXC S/
N 187221, 189750, 189751, 189752 - 5 OF 9

Dwg D13174008/00/05



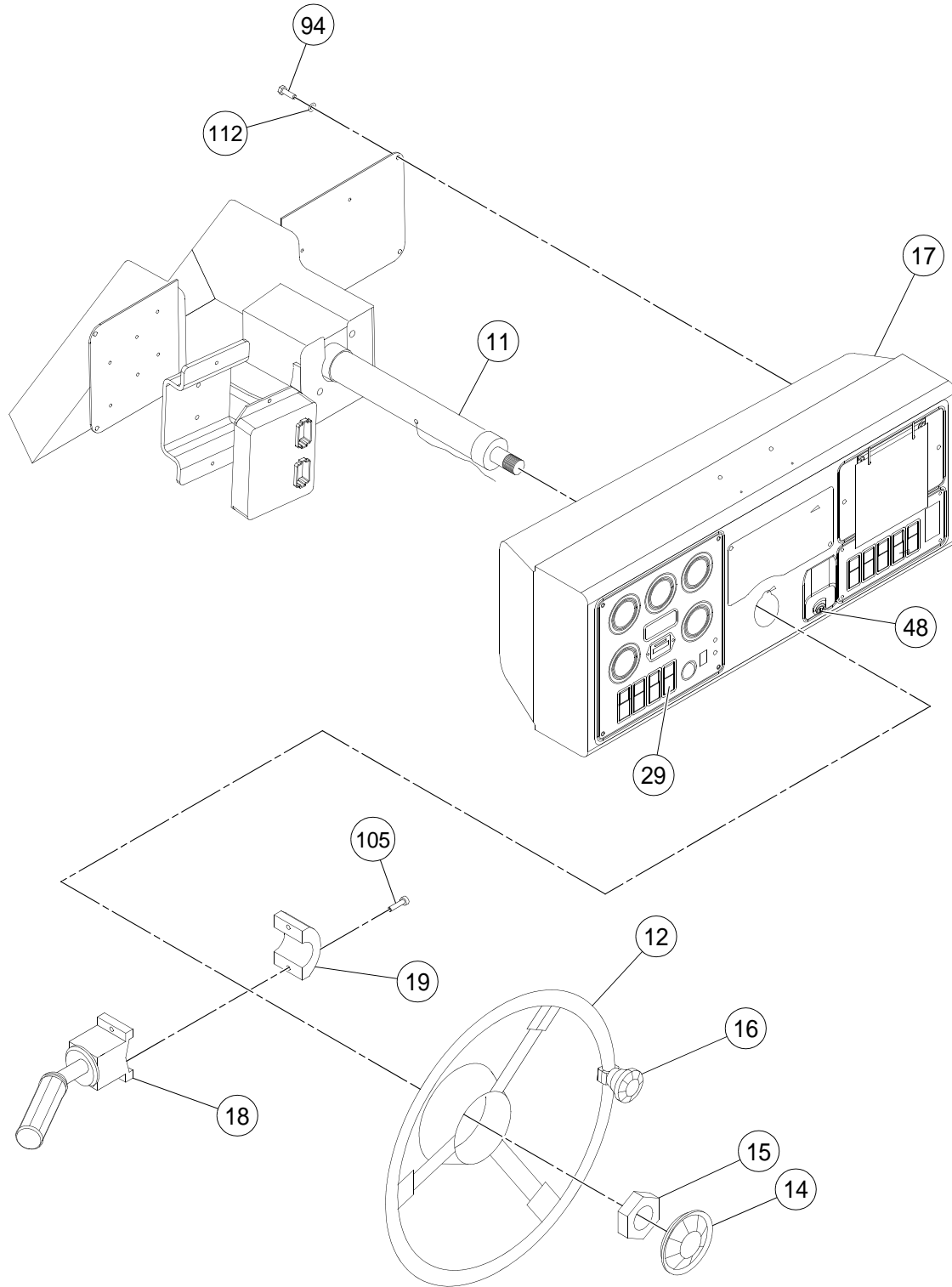
ENCLOSED CAB (13265228) - PRIOR TO S/N 189939 EXC S/
N 187221, 189750, 189751, 189752 - 5 OF 9

BOM 13265228

| ITEM | COMM. NO. | DESCRIPTION | QTY | DIMENSIONS/NOTES |
|------|-----------|---------------------------------------|-----|------------------|
| 35 | 13174099 | Top Curved Window | 1 | |
| 36 | 59154641 | Sliding Window | 1 | |
| 37 | 13174032 | Rear Window Assembly | 1 | |
| - | 22109284 | - Rear Window W/Frame | 1 | |
| - | 22109292 | - Gas Spring | 1 | |
| - | 22109300 | - Latch Plate | 1 | |
| - | 13248521 | - Rear Glass Only | 1 | |
| - | 22109318 | - Window Rubber Seal | 1 | |
| - | 22109326 | - Latch Handle | 1 | |
| 41 | 19282102 | Power Port | 1 | |
| 49 | | This item not used with this Assembly | | |
| 64 | 59154757 | Defrost Fan | 1 | |
| 71 | | This item not used with this Assembly | | |
| 108 | | This item not used with this Assembly | | |
| 111 | 54579941 | Floor Safety Tread | 1 | |
| 122 | | This item not used with this Assembly | | |

ENCLOSED CAB (13265228 - PRIOR TO S/N 189939 EXC S/N
187221, 189750, 189751, 189752 - 6 OF 9

Dwg D13174008/00/06



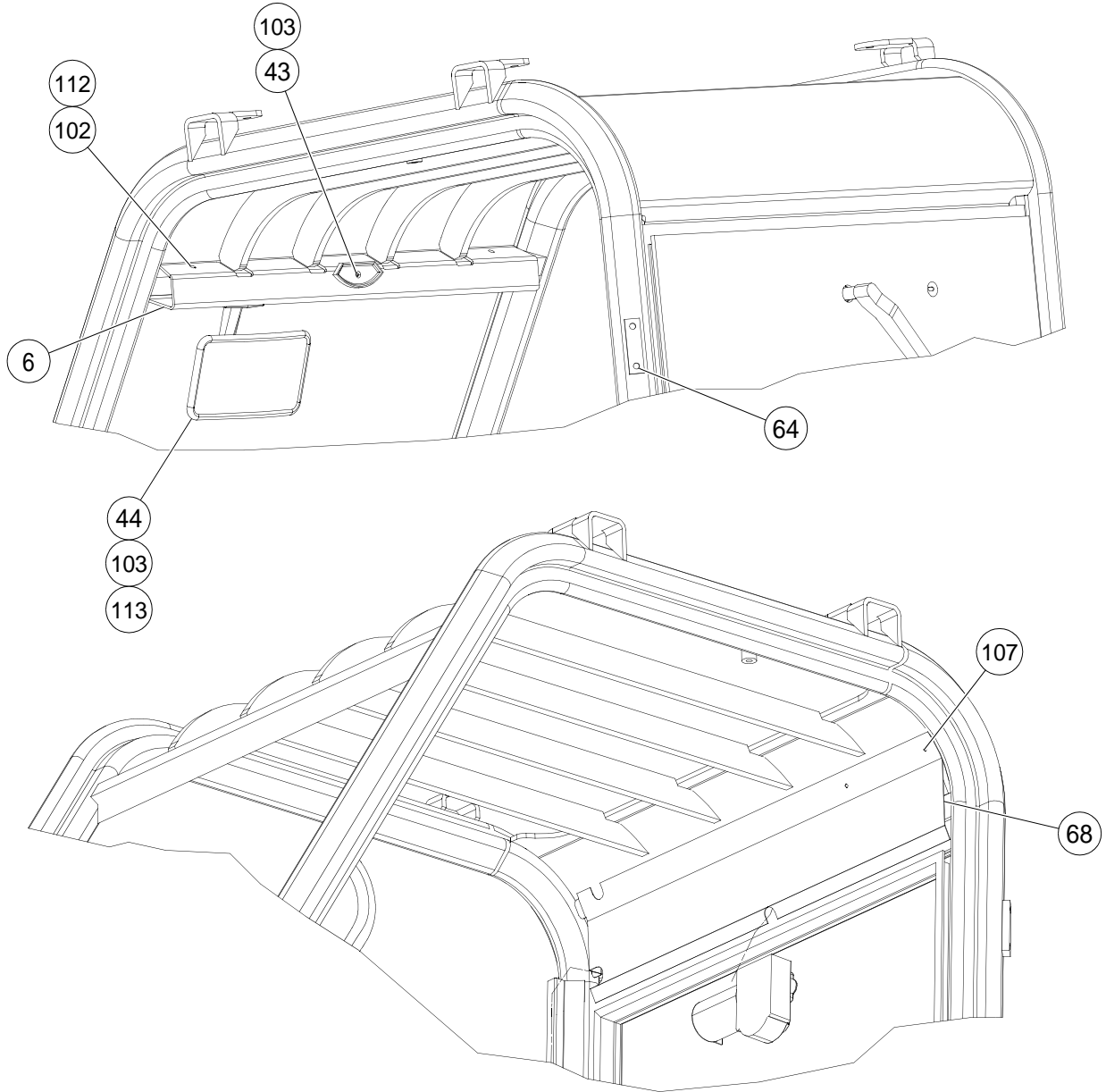
ENCLOSED CAB (13265228 - PRIOR TO S/N 189939 EXC S/N
187221, 189750, 189751, 189752 - 6 OF 9

BOM 13265228

| ITEM | COMM. NO. | DESCRIPTION | QTY | DIMENSIONS/NOTES |
|------|-----------|---------------------------------------|-----|------------------|
| 11 | 59155747 | Door Hinge Pin | 1 | |
| 12 | 13174057 | Vertical Wire Cover | 1 | |
| 14 | 43806116 | Wire Harness Retainer | 1 | |
| 15 | | This item not used with this Assembly | | |
| 16 | | This item not used with this Assembly | | |
| 17 | | This item not used with this Assembly | | |
| 18 | | This item not used with this Assembly | | |
| 19 | | This item not used with this Assembly | | |
| 29 | | This item not used with this Assembly | | |
| 48 | | This item not used with this Assembly | | |
| 94 | 54720800 | Rubber Plug | 3 | |
| 105 | | This item not used with this Assembly | | |
| 112 | 59194506 | Trim | 2 | |

ENCLOSED CAB (13265228) - PRIOR TO S/N 189939 EXC S/
N 187221, 189750, 189751, 189752 - 7 OF 9

Dwg D13174008/00/07



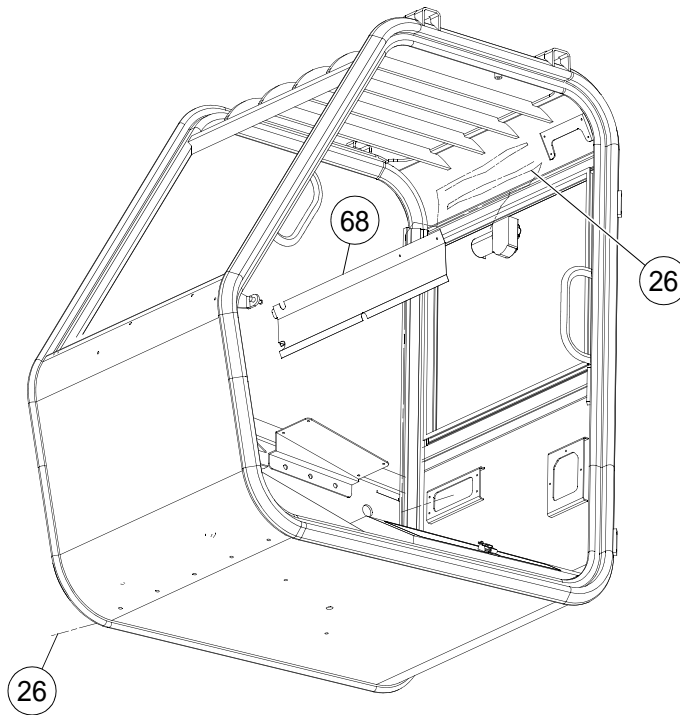
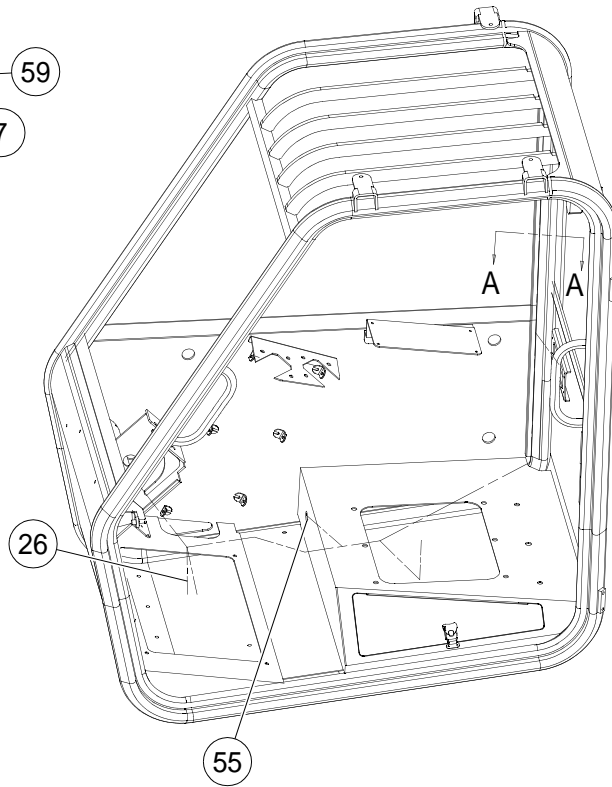
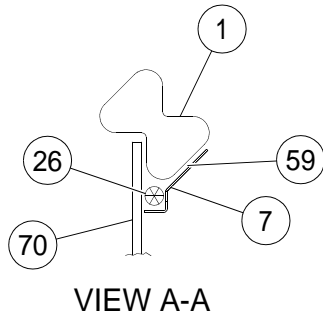
ENCLOSED CAB (13265228) - PRIOR TO S/N 189939 EXC S/
N 187221, 189750, 189751, 189752 - 7 OF 9

BOM 13265228

| ITEM | COMM. NO. | DESCRIPTION | QTY | DIMENSIONS/NOTES |
|------|-----------|---------------------------------------|-----|------------------|
| 6 | | This item not used with this Assembly | | |
| 43 | 59142851 | Door Strap | 1 | |
| 44 | | This item not used with this Assembly | | |
| 64 | 59154757 | Defrost Fan | 1 | |
| 68 | 13285481 | Plastic Washer Cover | 1 | |
| 102 | | This item not used with this Assembly | | |
| 103 | | This item not used with this Assembly | | |
| 107 | | This item not used with this Assembly | | |
| 112 | 59194506 | Trim | 2 | |
| 113 | | This item not used with this Assembly | | |

ENCLOSED CAB (13265228) - PRIOR TO S/N 189939 EXC S/
N 187221, 189750, 189751, 189752 - 8 OF 9

Dwg D13174008/00/08



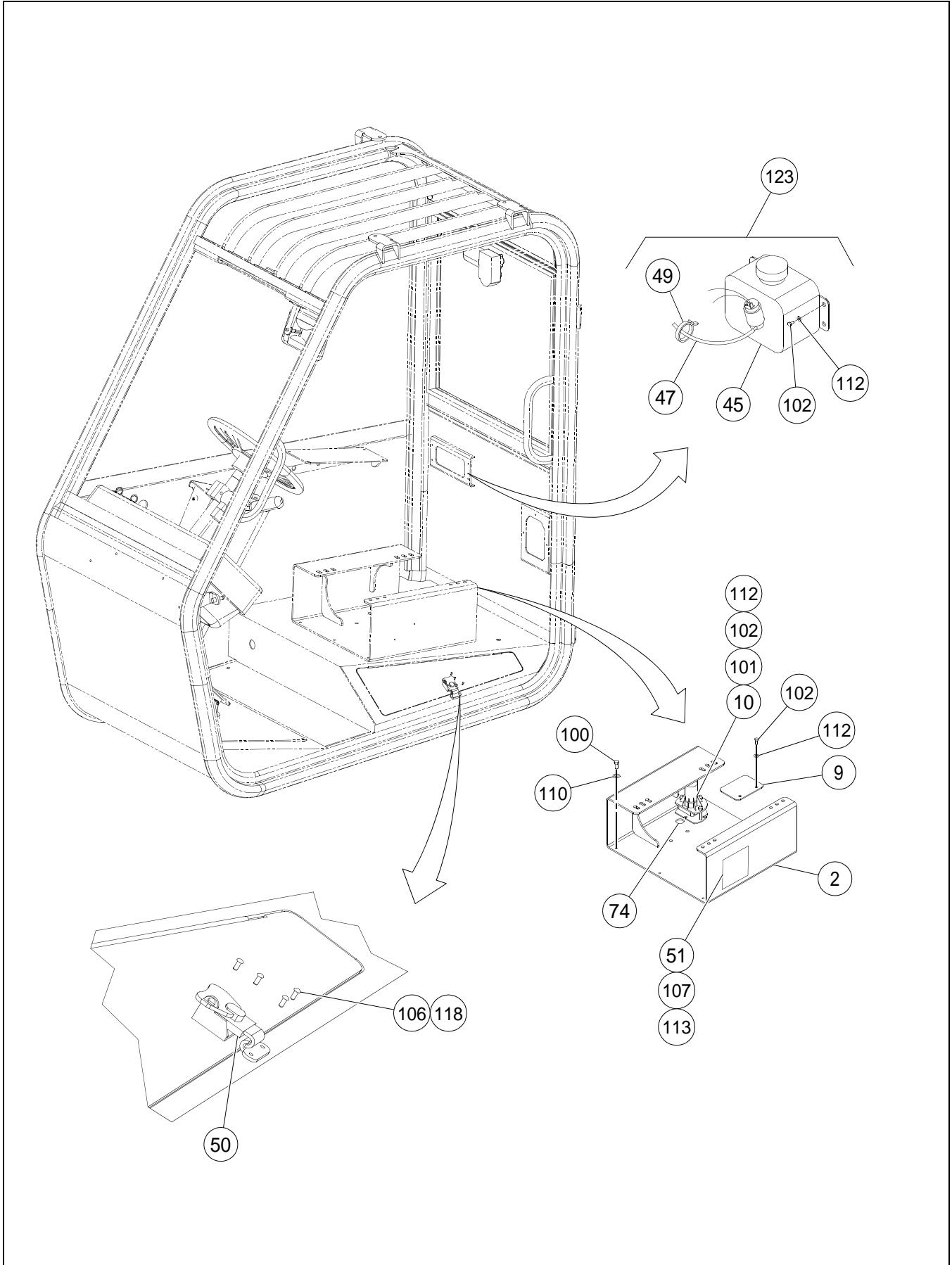
ENCLOSED CAB (13265228) - PRIOR TO S/N 189939 EXC S/
N 187221, 189750, 189751, 189752 - 8 OF 9

BOM 13265228

| ITEM | COMM. NO. | DESCRIPTION | QTY | DIMENSIONS/NOTES |
|------|-----------|---------------------------------------|-----|------------------|
| 1 | 13280664 | ROPS | 1 | |
| 7 | 43806108 | Headliner | 1 | |
| 26 | | This item not used with this Assembly | | |
| 55 | 59194514 | Wiper Blade | 2 | 14.0" |
| 59 | 13220835 | Hose Washer Fitting | 2 | |
| 70 | | This item not used with this Assembly | | |

ENCLOSED CAB (13265228) - PRIOR TO S/N 189939 EXC S/
N 187221, 189750, 189751, 189752 - 9 OF 9

Dwg D13174008/00/09



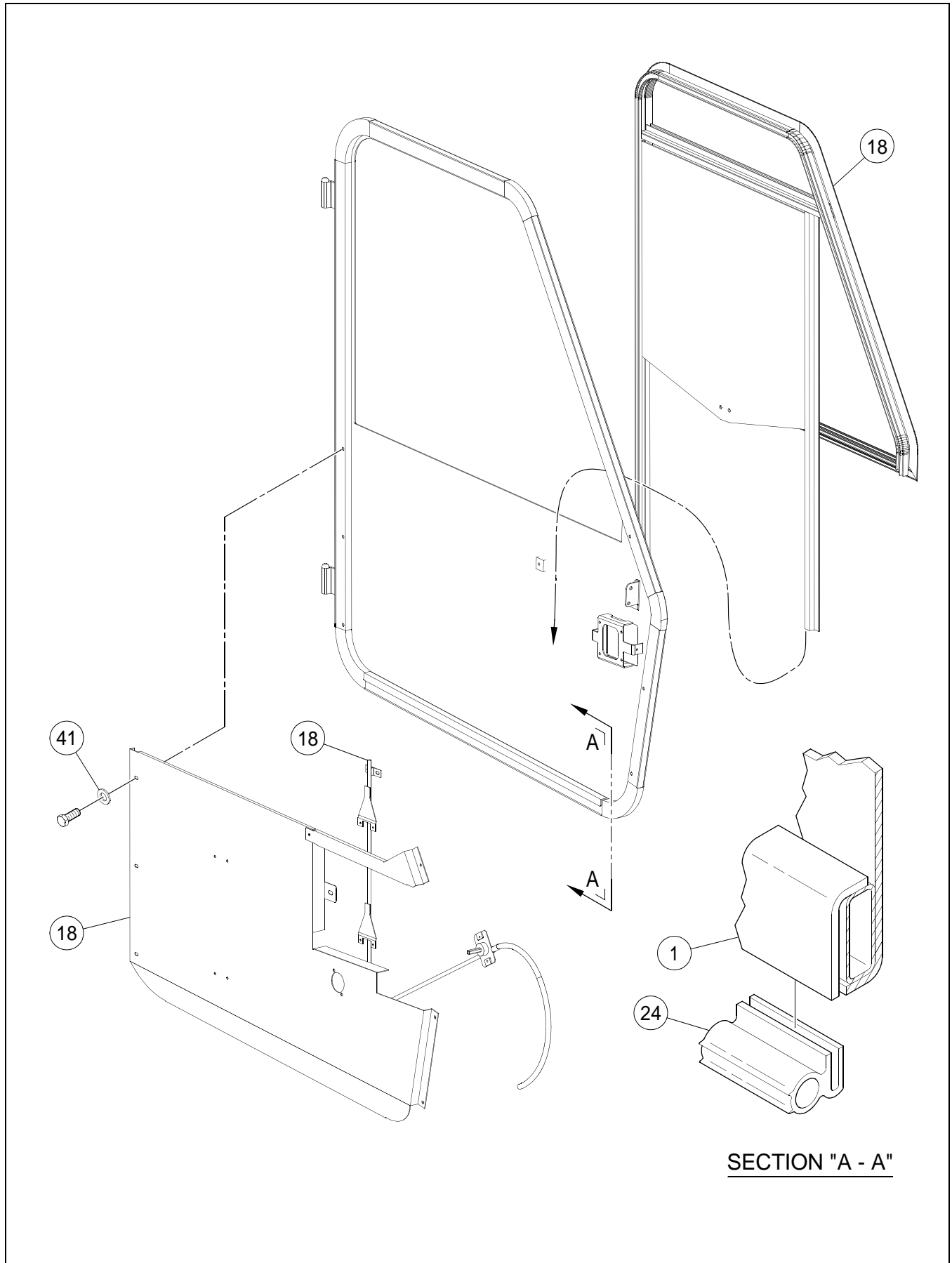
ENCLOSED CAB (13265228) - PRIOR TO S/N 189939 EXC S/
N 187221, 189750, 189751, 189752 - 9 OF 9

BOM 13265228

| ITEM | COMM. NO. | DESCRIPTION | QTY | DIMENSIONS/NOTES |
|-----------|-----------------|---------------------------------------|----------|------------------------------|
| 2 | | This item not used with this Assembly | | |
| 9 | | This item not used with this Assembly | | |
| 10 | 13191291 | Cab Door Assembly | 1 | See Breakdown D - 42. |
| 45 | | This item not used with this Assembly | | |
| 47 | | This item not used with this Assembly | | |
| 49 | | This item not used with this Assembly | | |
| 50 | | This item not used with this Assembly | | |
| 51 | 22088256 | Wet Arm Washer Kit | 2 | |
| 74 | | This item not used with this Assembly | | |
| 100 | | This item not used with this Assembly | | |
| 102 | | This item not used with this Assembly | | |
| 102 | | This item not used with this Assembly | | |
| 106 | | This item not used with this Assembly | | |
| 107 | | This item not used with this Assembly | | |
| 110 | | This item not used with this Assembly | | |
| 112 | 59194506 | Trim | 2 | |
| 113 | | This item not used with this Assembly | | |
| 118 | | This item not used with this Assembly | | |
| 123 | | This item not used with this Assembly | | |

CAB DOOR ASSEMBLY (13191291) - INTERNAL
BREAKDOWN - SHEET 1 OF 2

Dwg D13191291/00/01



SECTION "A - A"

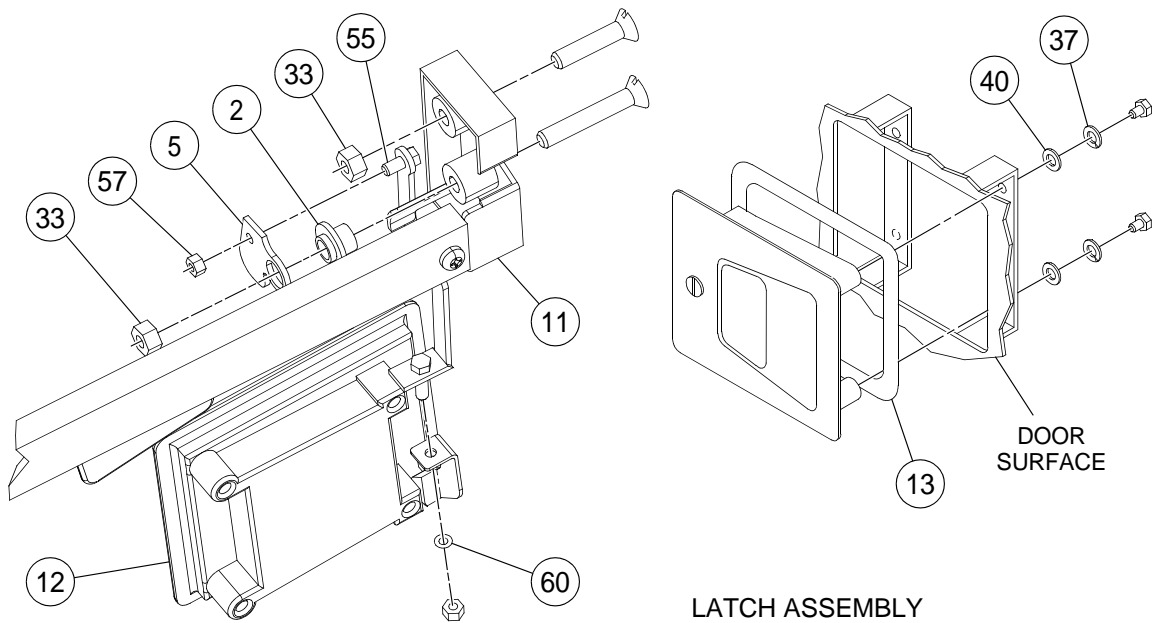
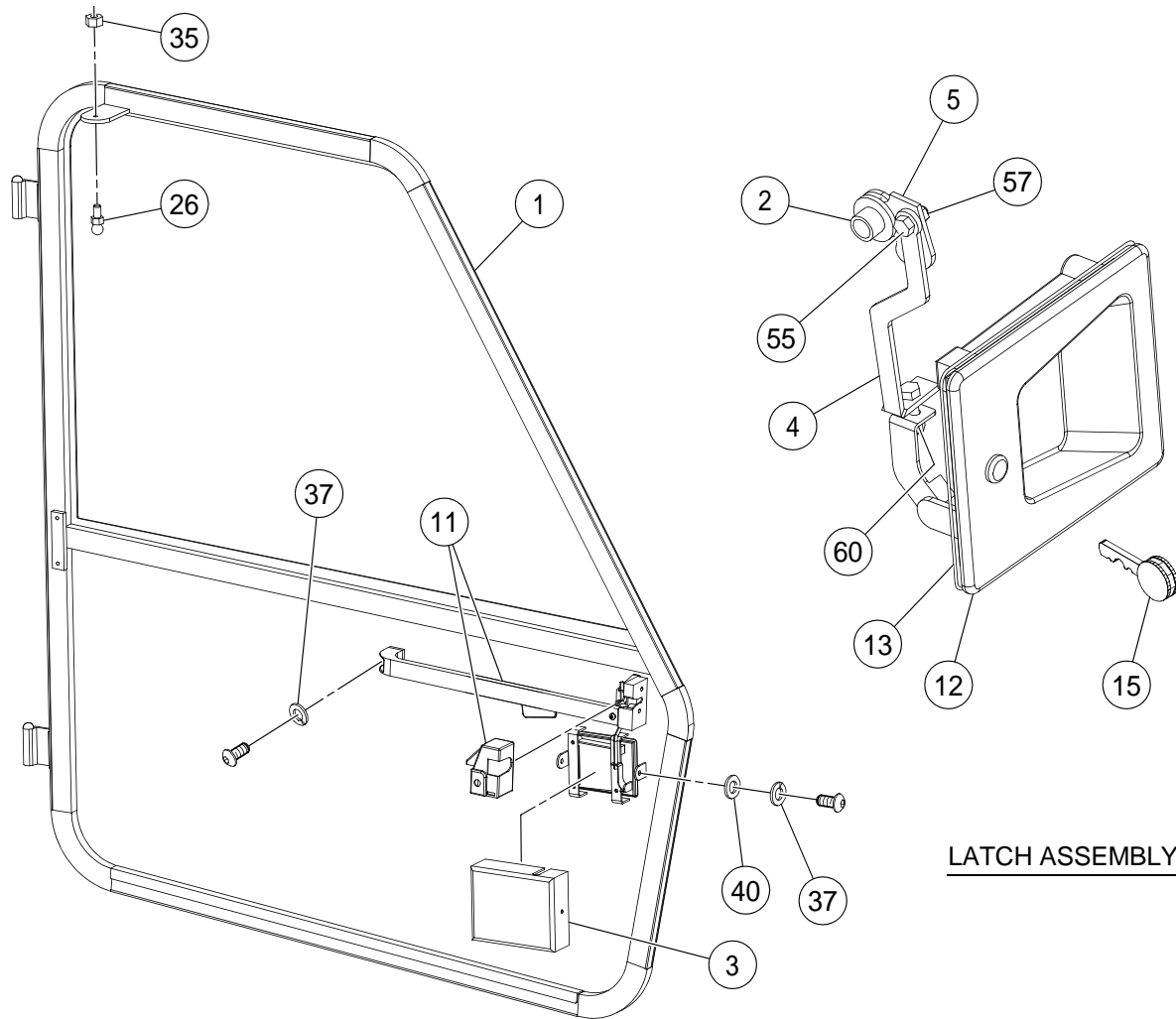
CAB DOOR ASSEMBLY (13191291) - INTERNAL
BREAKDOWN - SHEET 1 OF 2

BOM 13191291

| ITEM | COMM. NO. | DESCRIPTION | QTY | DIMENSIONS/NOTES |
|------|-----------|--------------------------|-----|------------------|
| 1 | 22080170 | Cab Door | 1 | |
| 18 | 22080220 | Rolldown Window Assembly | 1 | |
| 24 | 59072702 | Door Seal | 1 | |
| 41 | 96738554 | Hardened Flatwasher | 7 | |

CAB DOOR ASSEMBLY (13191291) - INTERNAL BREAKDOWN - SHEET 2 OF 2

Dwg D13191291/00/02



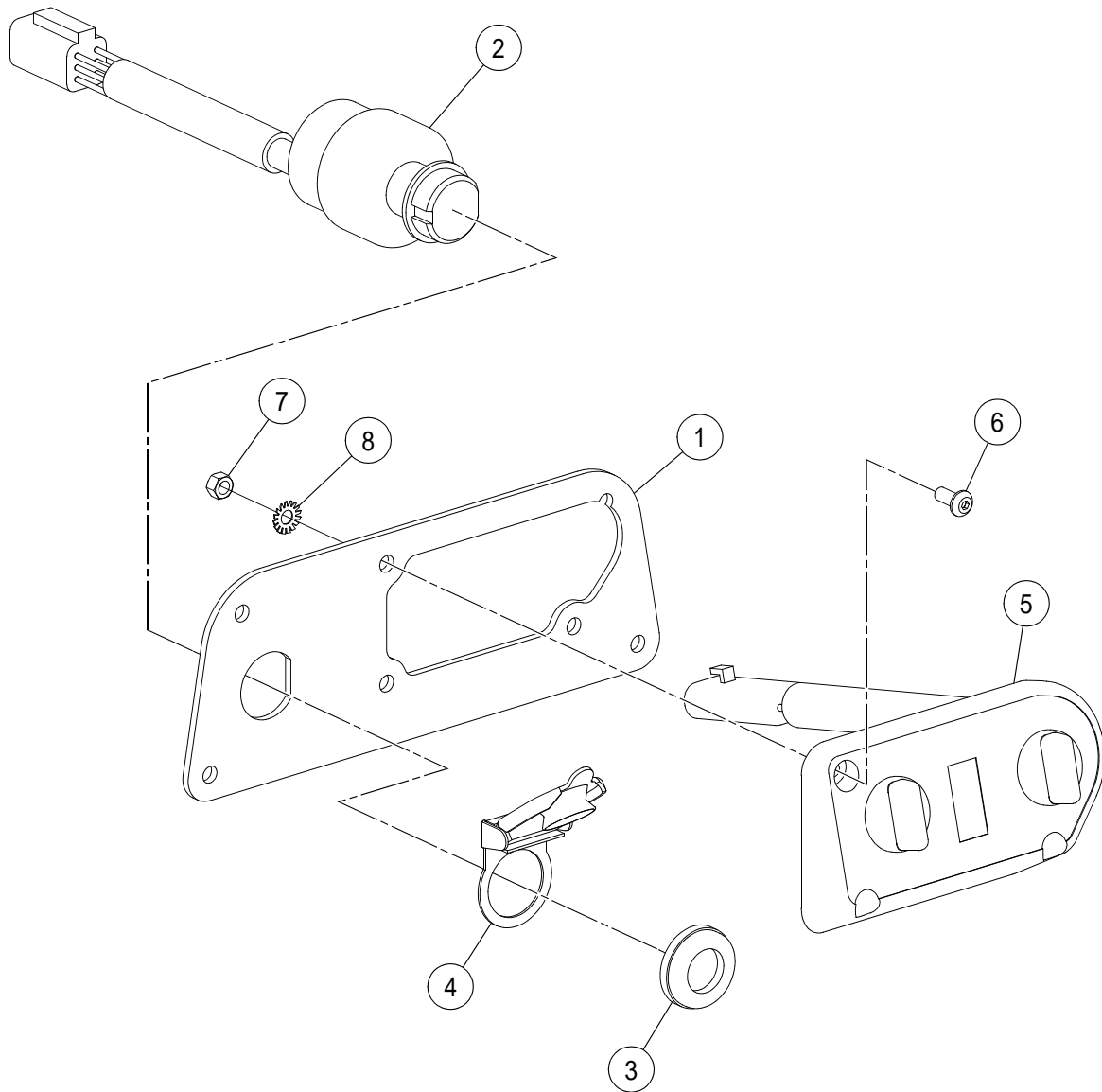
CAB DOOR ASSEMBLY (13191291) - INTERNAL
BREAKDOWN - SHEET 2 OF 2

BOM 13191291

| ITEM | COMM. NO. | DESCRIPTION | QTY | DIMENSIONS/NOTES |
|------|-----------|--------------------------------|-----|------------------|
| 1 | 22080170 | Cab Door | 1 | |
| 2 | 22080188 | Door Latch Spacer | 1 | |
| 3 | 13224662 | Door Latch Cover | 1 | |
| 4 | 22080196 | Door Latch Linkage Rod | 1 | |
| 5 | 22080204 | Door Linkage | 1 | |
| 11 | 59154955 | Inside Latch Handle | 1 | |
| 12 | 59142661 | Outside Door Latch | 1 | |
| 13 | 22080212 | Outside Latch Gasket | 1 | |
| 15 | 59155598 | Door Key | 2 | |
| - | 13284690 | - IR Key Tag | 2 | |
| 26 | 22080238 | Ball Stud | 1 | |
| 33 | 96728431 | Locknut | 2 | |
| 35 | 95929782 | Hex Nut | 1 | |
| 37 | 59545616 | Lockwasher | 7 | |
| 40 | 96741053 | Flatwasher | 6 | |
| 55 | 96702386 | HHCS | 1 | |
| 57 | 96702865 | Nut | 1 | |
| 60 | 96738554 | Hardened Flatwasher | 1 | |
| 61 | 13852579 | Lower Window Panel (Not Shown) | 1 | |
| 62 | 13852587 | Regulator (Not Shown) | 1 | |

IGNITION SWITCH PANEL ASSEMBLY

Dwg D13267422/01



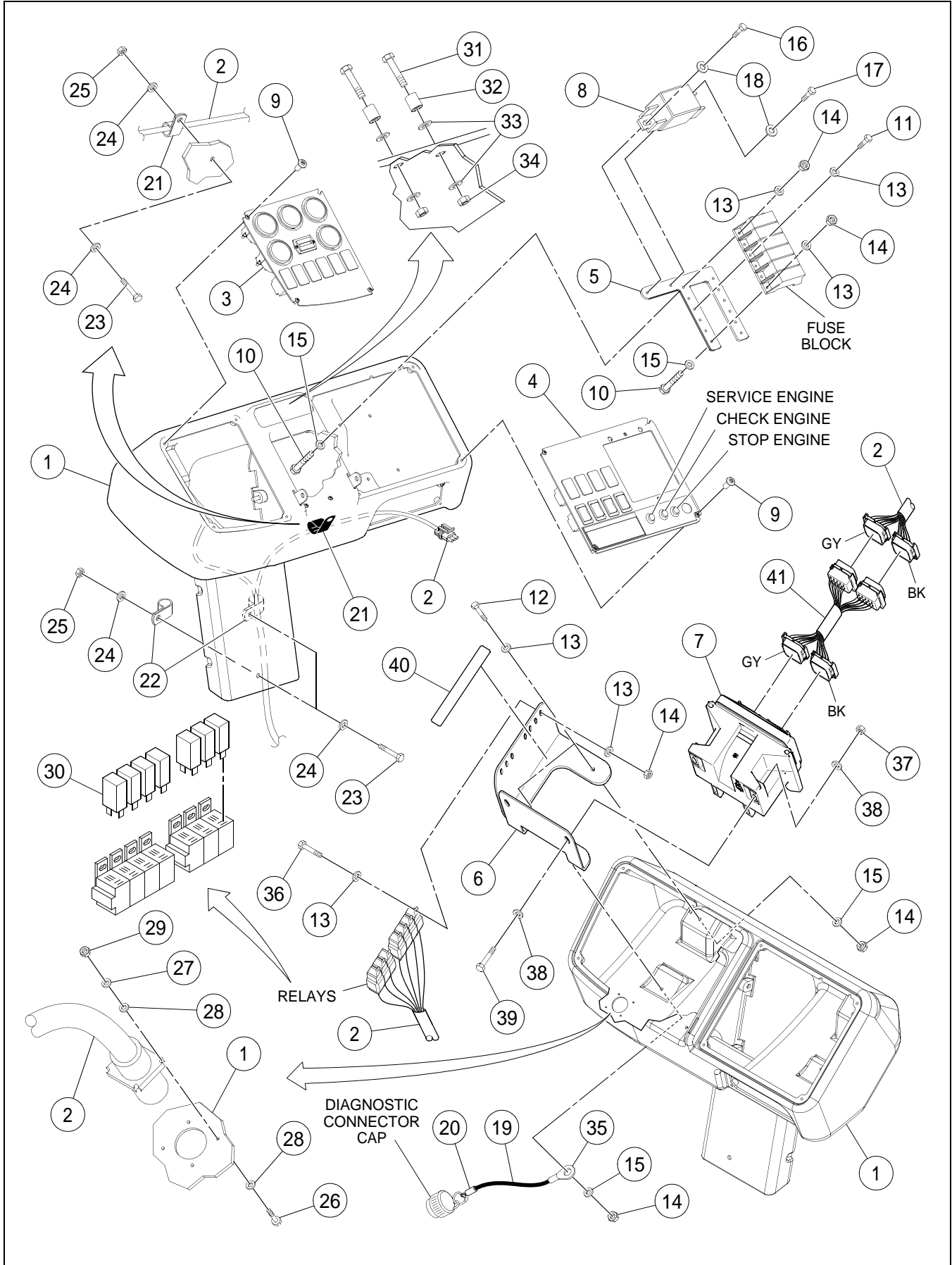
IGNITION SWITCH PANEL ASSEMBLY

BOM 13267422, 13267562

| ITEM | COMM. NO. | DESCRIPTION | QTY | DIMENSIONS/NOTES |
|------|-----------|---|-----|------------------|
| 1 | 13267406 | Ignition Switch Panel (Enclosed Cab) | 1 | |
| - | 13267414 | Ignition Switch Panel (Open Cab) | 1 | |
| 2 | 13316849 | Ignition Switch | 1 | |
| - | 58917261 | - Ignition Key | 1 | |
| - | 13284690 | - IR Key Tag | 1 | |
| - | 59126961 | - Switch Nut | 1 | |
| 3 | 59126961 | Ignition Switch Nut | 1 | |
| 4 | 58892902 | Ignition Switch Cover | 1 | |
| 5 | 13843131 | Control Panel (Enclosed Cab Only) Eff S/N 185254 | 1 | |
| - | 13281514 | - Knob | 2 | |
| - | 13254644 | Control Panel (Enclosed Cab Only) Prior to S/ N 185254 | 1 | |
| 6 | 59148569 | HSBHCS (Enclosed Cab Only) | 3 | M5 x 0.8 x 12 |
| 7 | 96705132 | Hex Nut, Zinc Plated (Enclosed Cab Only) | 3 | M5 x 0.08 CI 8 |
| 8 | 96714449 | External Tooth Star Washer (Enclosed Cab Only) | 1 | |

CONSOLE ASSEMBLY - EFFECTIVE S/N 189939, INCLUDING
S/N 187221, 189750, 189751 AND 189752

Dwg 43801182/00



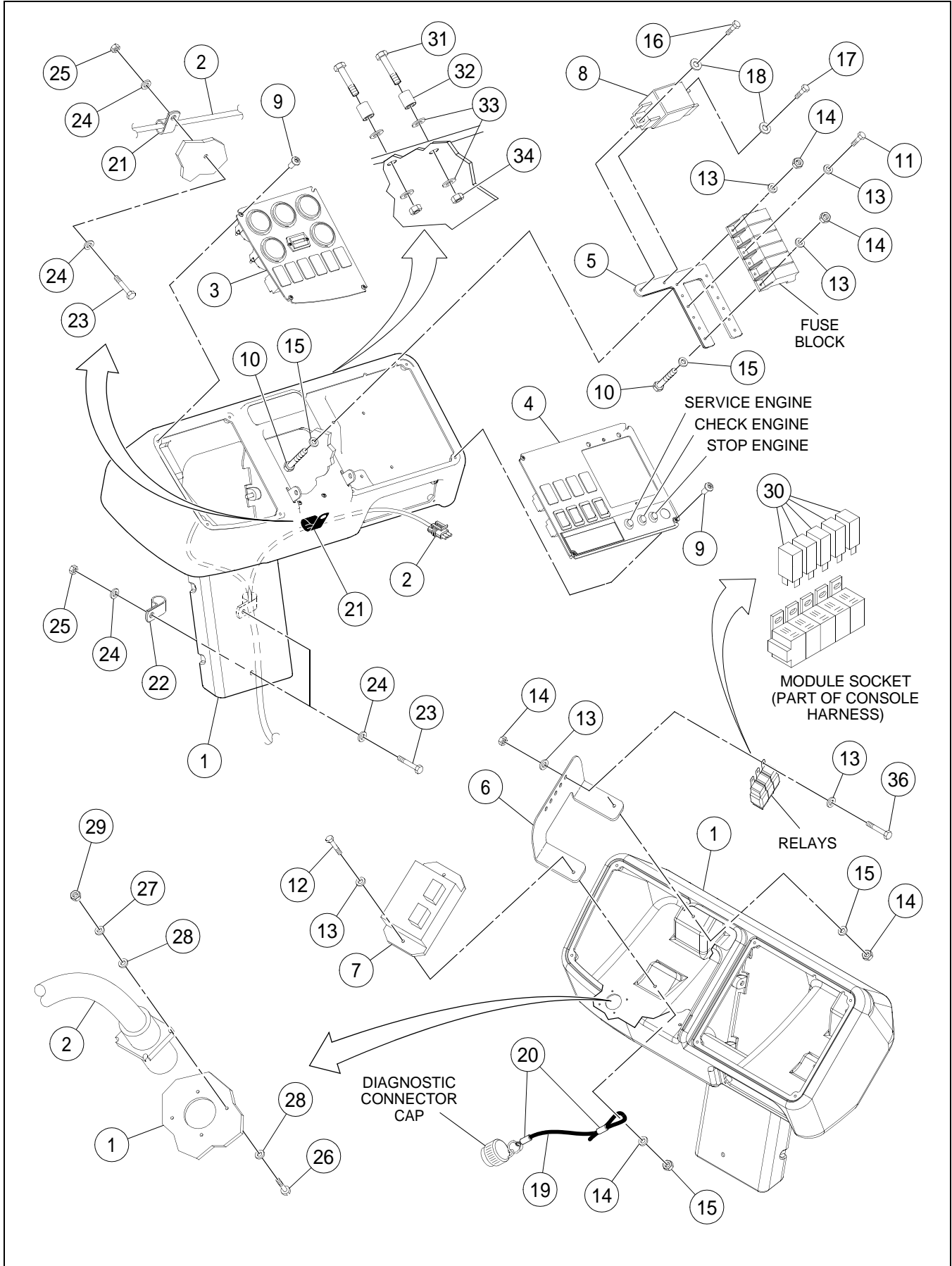
CONSOLE ASSEMBLY - EFFECTIVE S/N 189939, INCLUDING
S/N 187221, 189750, 189751 AND 189752

BOM 43801182

| ITEM | COMM. NO. | DESCRIPTION | QTY | DIMENSIONS/NOTES |
|------|-------------|-----------------------------------|-----|-------------------------|
| 1 | 13318746 | Instrument Console | 1 | |
| 2 | 13526850 | Console Harness | 1 | |
| 3 | NSVA | Gauge Panel Assembly | 1 | See Page D - 52. |
| 4 | NSVA | Switch Panel Assembly | 1 | See Page D - 54. |
| 5 | 13267570 | Fuse Holder Mounting Plate | 1 | |
| 6 | 43801174 | Ras Mounting Plate | 1 | |
| 7 | 13842950 | Ras Controller | 1 | |
| 8 | 13316831 | Power Relay W/Diodes | 1 | |
| 9 | 59148569 | HSBHCS | 8 | M5 x 0.8 x 12 |
| 10 | 96704903 | HHCS, Zinc Plated | 4 | M5 x 0.8 x 30 CI 8.8 |
| 11 | 96702386 | HHCS, Zinc Plated | 8 | M5 x 0.8 x 12 CI 8.8 |
| 12 | 96705736 | HHCS, Fully Threaded, Zinc Plated | 2 | M5-0.8x20 CI 8.8 |
| 13 | 96738554 | Flatwasher | 28 | M5 Hardened |
| 14 | 96704580 | Hex Locknut | 13 | M5 |
| 15 | 95922332 | Flatwasher | 6 | #10 |
| 16 | 96702394 | HHCS, Fully Threaded, Zinc Plated | 1 | M6 x 1 x 12 CI 8.8 |
| 17 | 96705769 | HHCS, Zinc Plated | 1 | M6 x 1 x 10 CI 8.8 |
| 18 | 96741053 | Flatwasher | 2 | M6 |
| 19 | 59436741 | Cable | 1 | |
| 20 | 59436758 | Ferrule | 1 | |
| 21 | 95457586 | Clamp | 1 | |
| 22 | 95301875 | Clamp Hose | 2 | |
| 23 | 96705587 | HHCS, Fully Threaded, Zinc Plated | 3 | M8 x 1.25 x 30 CI 8.8 |
| 24 | 96741020 | Flatwasher | 6 | M8 |
| 25 | 96704606 | Hex Locknut | 3 | M8 |
| 26 | 95021184 | Screw | 4 | #4 x 40 |
| 27 | 95929766 | Lockwasher | 4 | |
| 28 | 95929030 | Flatwasher | 8 | #4 |
| 29 | 95929790 | Hex Nut | 4 | #4 x 40 |
| 30 | 58948274 | Relay Bracket | 7 | |
| 31 | 96728696 | SHCS | 2 | M4 x 0.7 x 25 |
| 32 | 59158931 | Spacer | 2 | |
| 33 | 96705165 | Flatwasher | 4 | M4 |
| 34 | 96703756 | Hex Nut | 2 | M4 x 0.07 |
| 35 | 58771940 | Ring Terminal | 1 | |
| 36 | 96705728 | HHCS, Zinc Plated | 7 | M5 x 0.8 x 16 CI 8.8 |
| 37 | 96706809 | HHCS, Zinc Plated | 2 | M6 x 1.0 x 40 CI 8.8 |
| 38 | 96741053 | Flatwasher | 4 | M6 |
| 39 | 96704598 | Hex Locknut | 2 | M6 |
| 40 | 43800432 | Decal: Relays | 1 | |
| 41 | 43801208 | Ras Jumper Harness | 1 | |

CONSOLE ASSEMBLY - PRIOR TO S/N 189939 EXCLUDING
S/N 187221, 189750, 189751 AND 189752

Dwg D13385752/00



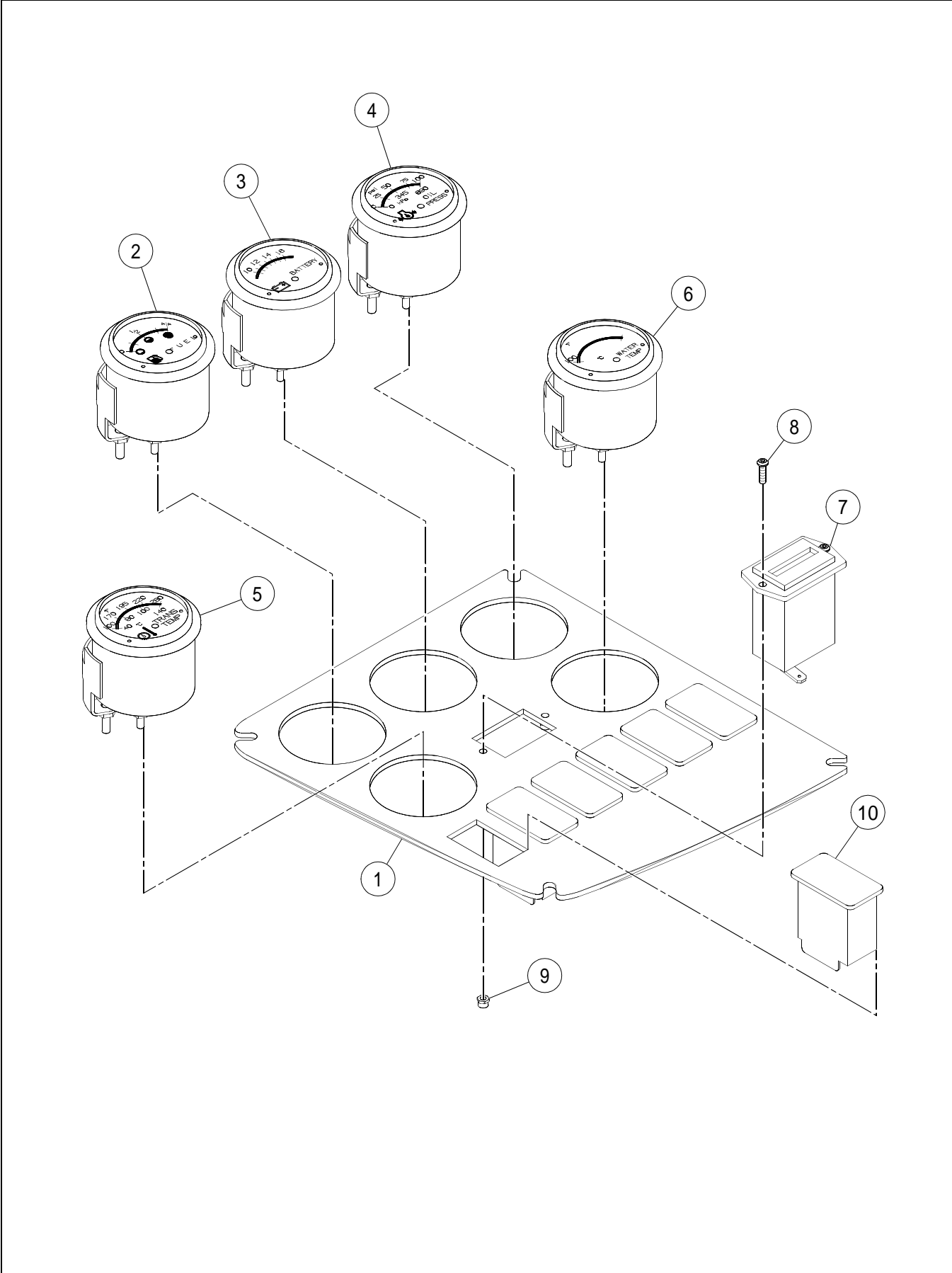
CONSOLE ASSEMBLY - PRIOR TO S/N 189939 EXCLUDING
S/N 187221, 189750, 189751 AND 189752

BOM 13385752

| ITEM | COMM. NO. | DESCRIPTION | QTY | DIMENSIONS/NOTES |
|------|-------------|------------------------------------|-----|-------------------------|
| 1 | 13318746 | Instrument Console | 1 | |
| 2 | 13365796 | Console Harness | 1 | |
| 3 | NSVA | Gauge Panel Assembly | 1 | See Page D - 52. |
| 4 | NSVA | Switch Panel Assembly | 1 | See Page D - 54. |
| 5 | 13267570 | Fuse Holder Plate | 1 | |
| 6 | 13316930 | Support Plate Relay | 1 | |
| 7 | 59272567 | Controller | 1 | |
| 8 | 13316831 | Power Relay w/Diodes | 1 | |
| 9 | 59148569 | HSBHCS | 8 | M5 x 0.8 x 12 |
| 10 | 96704903 | HHCS, Zinc Plated | 4 | M5 x 0.8 x 30 CI 8.8 |
| 11 | 96702386 | HHCS, Zinc Plated | 8 | M5 x 0.8 x 12 CI 8.8 |
| 12 | 96705736 | HHCS, Fully Threaded, Zinc Plated | 2 | M5 x 0.8 x 20 CI 8.8 |
| 13 | 96738554 | Flatwasher, Zinc Plated | 24 | M5 Hardened CI 200 |
| 14 | 96704580 | Hex Locknut, Zinc Plated | 11 | M5 x 0.8 CI 8 |
| 15 | 95922332 | Washer, Zinc Plated | 6 | #10 |
| 16 | 96702394 | HHCS, Fully Threaded, Zinc Plated | 1 | M6 x 1 x 12 CI 8.8 |
| 17 | 96705769 | HHCS, Zinc Plated | 1 | M6 x 1 x 10 CI 8.8 |
| 18 | 96741053 | Flatwasher, Zinc Plated | 2 | M6 CI 200 |
| 19 | 59436741 | Cable | 1 | |
| 20 | 59436758 | Ferrule | 1 | |
| 21 | 95457586 | Clamp | 1 | |
| 22 | 95301875 | Hose Clamp | 2 | |
| 23 | 96705587 | HHCS, Zinc Plated | 3 | M8 x 1.25 x 30 CI 8.8 |
| 24 | 96741020 | Flatwasher, Zinc Plated | 6 | M8 CI 140 |
| 25 | 96704606 | Hex Locknut, Zinc Plated | 3 | M8 x 1.25 CI 8 |
| 26 | 95021184 | Pan Head Slot Screw, Zinc Plated | 4 | #4 x 40 x 0.75 |
| 27 | 95929766 | Lockwasher, Zinc Plated | 4 | |
| 28 | 95929030 | Flatwasher, Zinc Plated | 8 | #4 |
| 29 | 95929790 | Hex Nut, Zinc Plated | 4 | #4 x 40 |
| 30 | 59436899 | Relay | 5 | |
| 31 | 96728696 | SHCS, Zinc Plated | 2 | M4 x 0.7 x 25 CI 8.8 |
| 32 | 59158931 | Spacer | 2 | |
| 33 | 96705165 | Flatwasher, Zinc Plated | 4 | M4 CI 140 |
| 34 | 96703756 | Hex Nut, Zinc Plated | 2 | M4 x 0.7 CI 8 |
| 35 | 58771940 | Ring Terminal | 1 | |
| 36 | 96705728 | Screw, Fully Threaded, Zinc Plated | 5 | M5 x 0.8 x 16 CI 8.8 |

GAUGE PANEL ASSEMBLY

Dwg D13267430/02



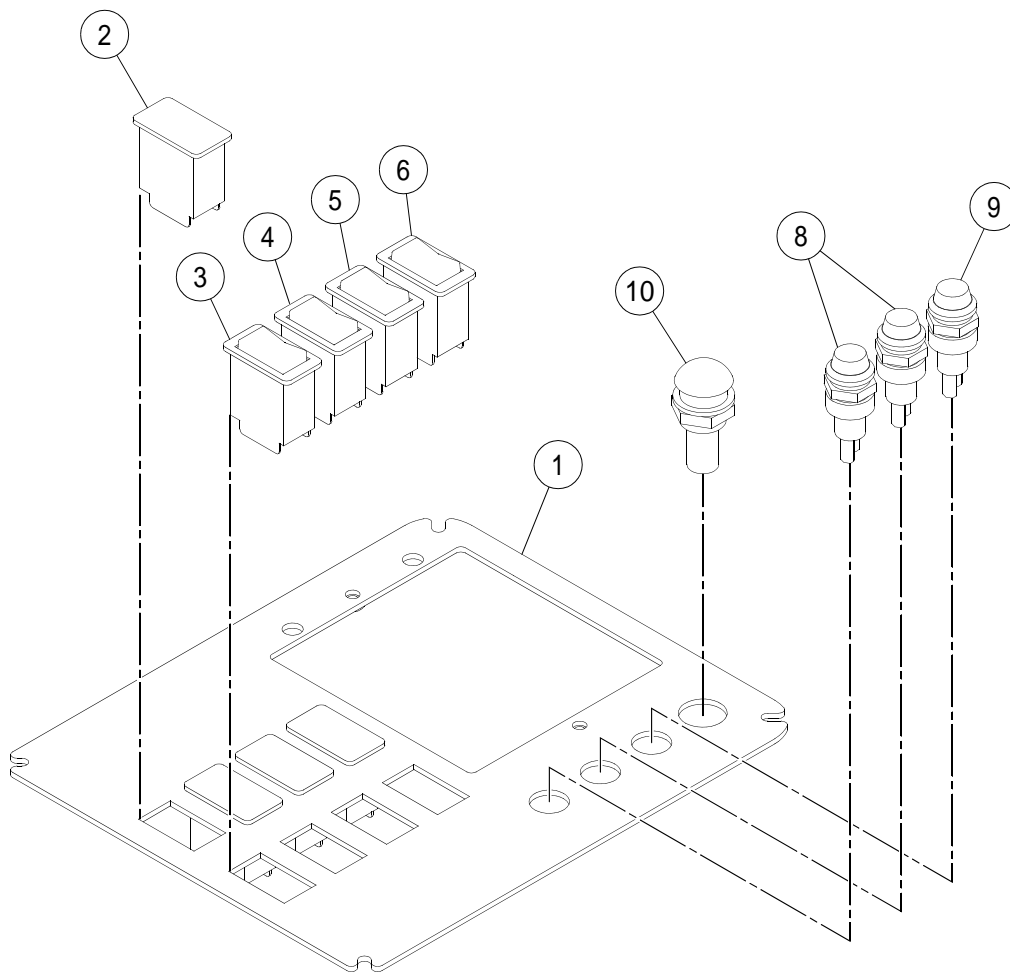
GAUGE PANEL ASSEMBLY

BOM 13267430

| ITEM | COMM. NO. | DESCRIPTION | QTY | DIMENSIONS/NOTES |
|------|-----------|--------------------------------|-----|------------------|
| 1 | 13300553 | Gauge Panel | 1 | |
| 2 | 59046920 | Fuel Level Gauge | 1 | |
| 3 | 59044297 | Voltmeter Gauge | 1 | |
| 4 | 59046904 | Oil Pressure Gauge | 1 | |
| 5 | 59113761 | Transmission Temperature Gauge | 1 | |
| 6 | 59132324 | Water Temperature Gauge | 1 | |
| 7 | 59165001 | Hourmeter | 1 | |
| 8 | 59148692 | HSBHCS | 2 | M3 x 1.0 x 12 |
| 9 | 59137448 | Locknut | 2 | M3 x 0.5 |
| 10 | 13225156 | Switch Plug | 6 | |

SWITCH PANEL ASSEMBLY

Dwg D13315775/02



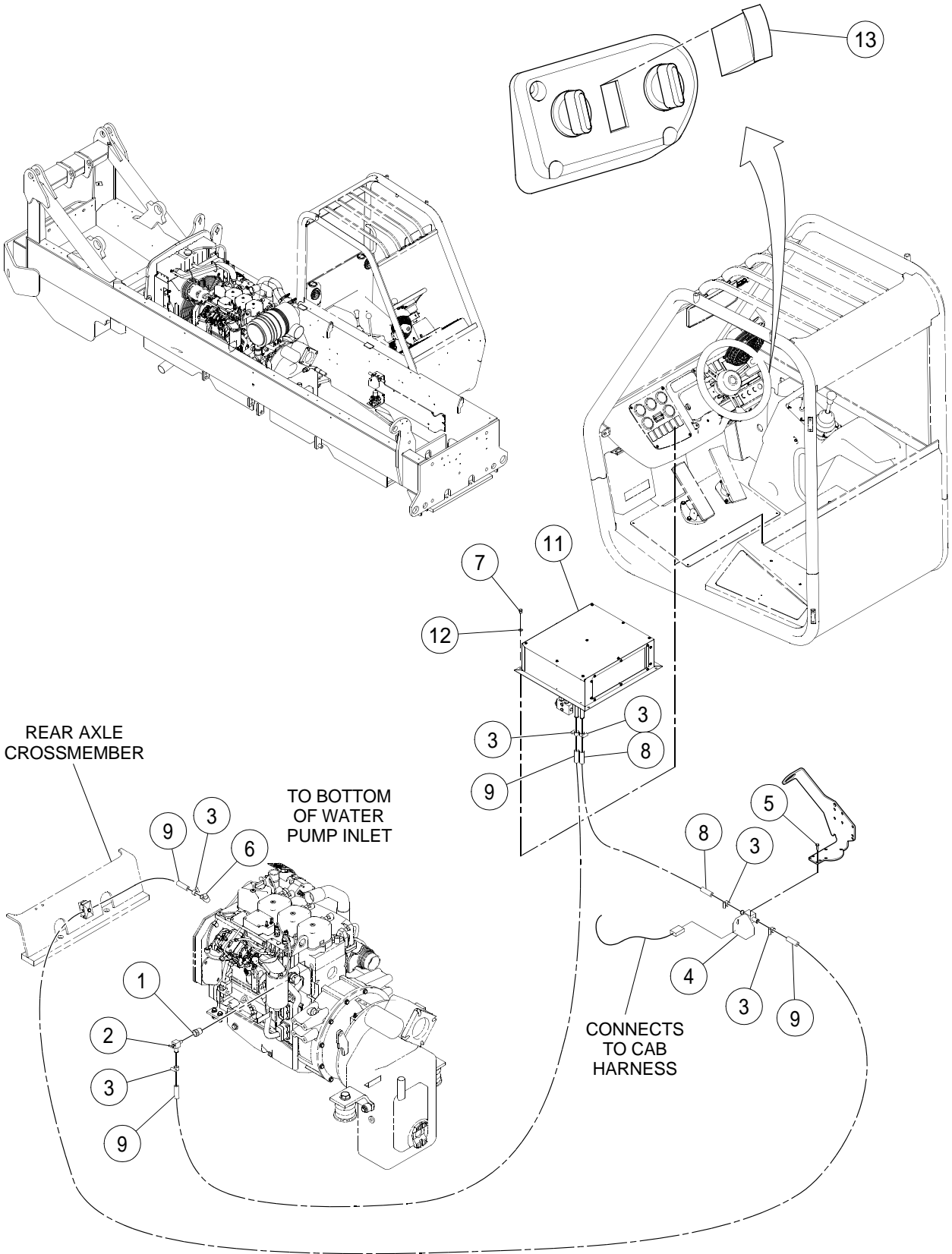
SWITCH PANEL ASSEMBLY

BOM 13315775

| ITEM | COMM. NO. | DESCRIPTION | QTY | DIMENSIONS/NOTES |
|------|-----------|--------------------------|-----|------------------|
| 1 | 13315767 | Switch Panel | 1 | |
| 2 | 13225156 | Switch Plug | 4 | |
| 3 | 13280102 | Steering Selector Switch | 1 | |
| 4 | 13280128 | Wiper Washer Switch | 1 | |
| 5 | 54666102 | Brake Test Switch | 1 | |
| 6 | 54666094 | Parking Brake Switch | 1 | |
| 8 | 13267513 | Amber Indicator Light | 2 | |
| 9 | 59816447 | Indicator Light | 1 | |
| - | 58909268 | - Indicator Light Bulb | 1 | |
| 10 | 59281816 | Indicator Light Assembly | 1 | |
| - | 59273755 | - Indicator Light | 1 | |

CAB HEATER INSTALLATION - EFFECTIVE S/N 189939,
INCLUDING S/N 187221, 189750, 189751 AND 189752

Dwg 18005991/00



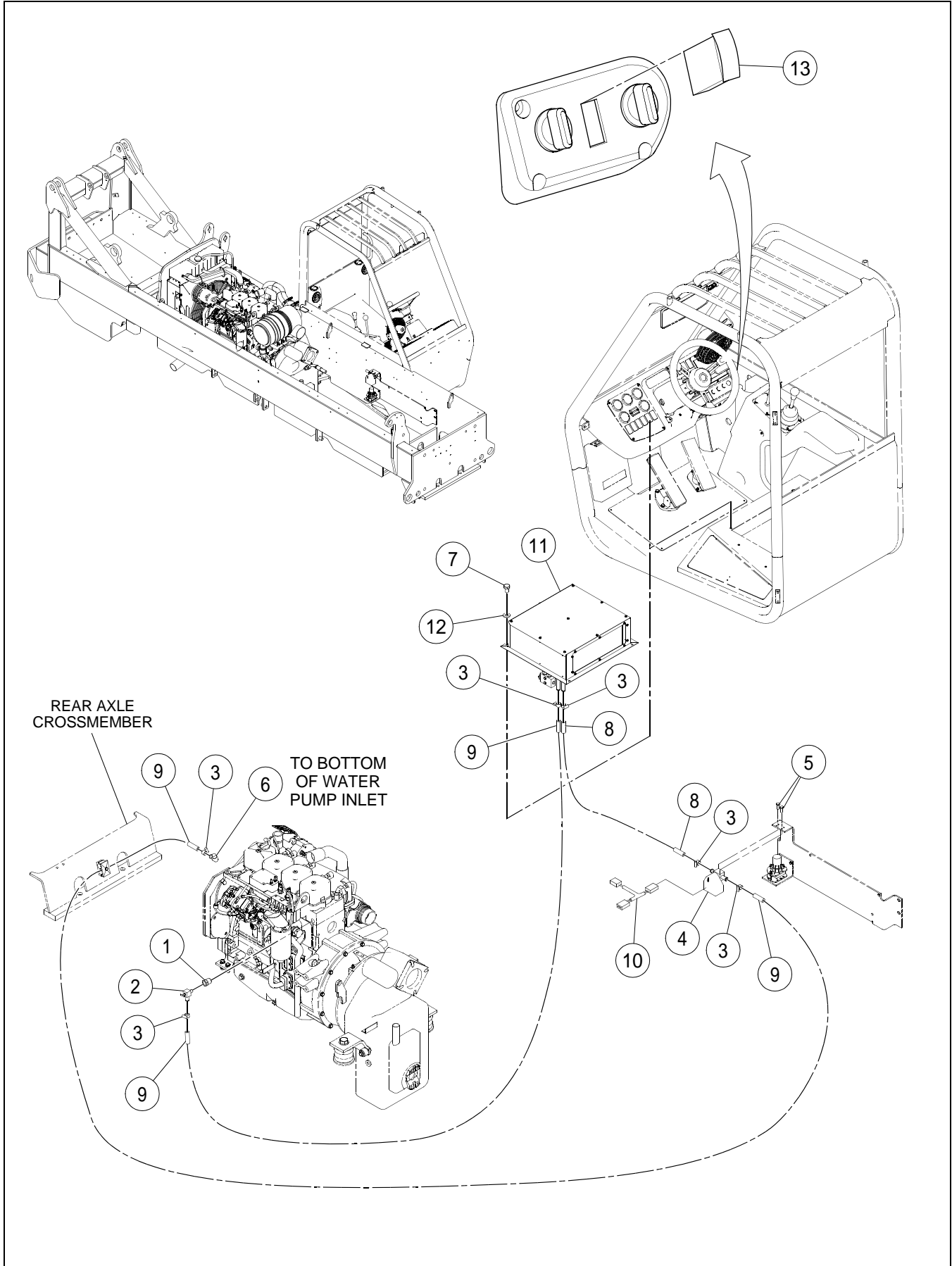
CAB HEATER INSTALLATION - EFFECTIVE S/N 189939,
INCLUDING S/N 187221, 189750, 189751 AND 189752

BOM 13856547

| ITEM | COMM. NO. | DESCRIPTION | QTY | DIMENSIONS/NOTES |
|------|-----------|-----------------------------------|-----|-----------------------|
| 1 | 59924241 | External Reducer | 1 | |
| 2 | 59392795 | Valve | 1 | |
| 3 | 95671285 | Hose Clamp | 6 | |
| 4 | 13831698 | Motorized Heater Valve | 1 | |
| 5 | 13214051 | Selt-Tapping Screw | 2 | #8 x 32 |
| 6 | 58962226 | Elbow Male Pipe To Barb | 1 | |
| 7 | 96702824 | HHCS, Fully Threaded, Zinc Plated | 4 | M8 x 1.25 x 20 CI 8.8 |
| 8 | 13372735 | Hose Assembly | 1 | |
| 9 | 13300504 | Heater Hose | 2 | 148.0" |
| 11 | 13838123 | Heater/Blower Assembly | 1 | |
| 12 | 96741038 | Flatwasher | 4 | M8 |
| 13 | 13156997 | Plug Control Panel | 1 | |

CAB HEATER INSTALLATION - PRIOR TO S/N 189939
 EXCLUDING S/N 187221, 189750, 189751 AND 189752

Dwg D13265277/02



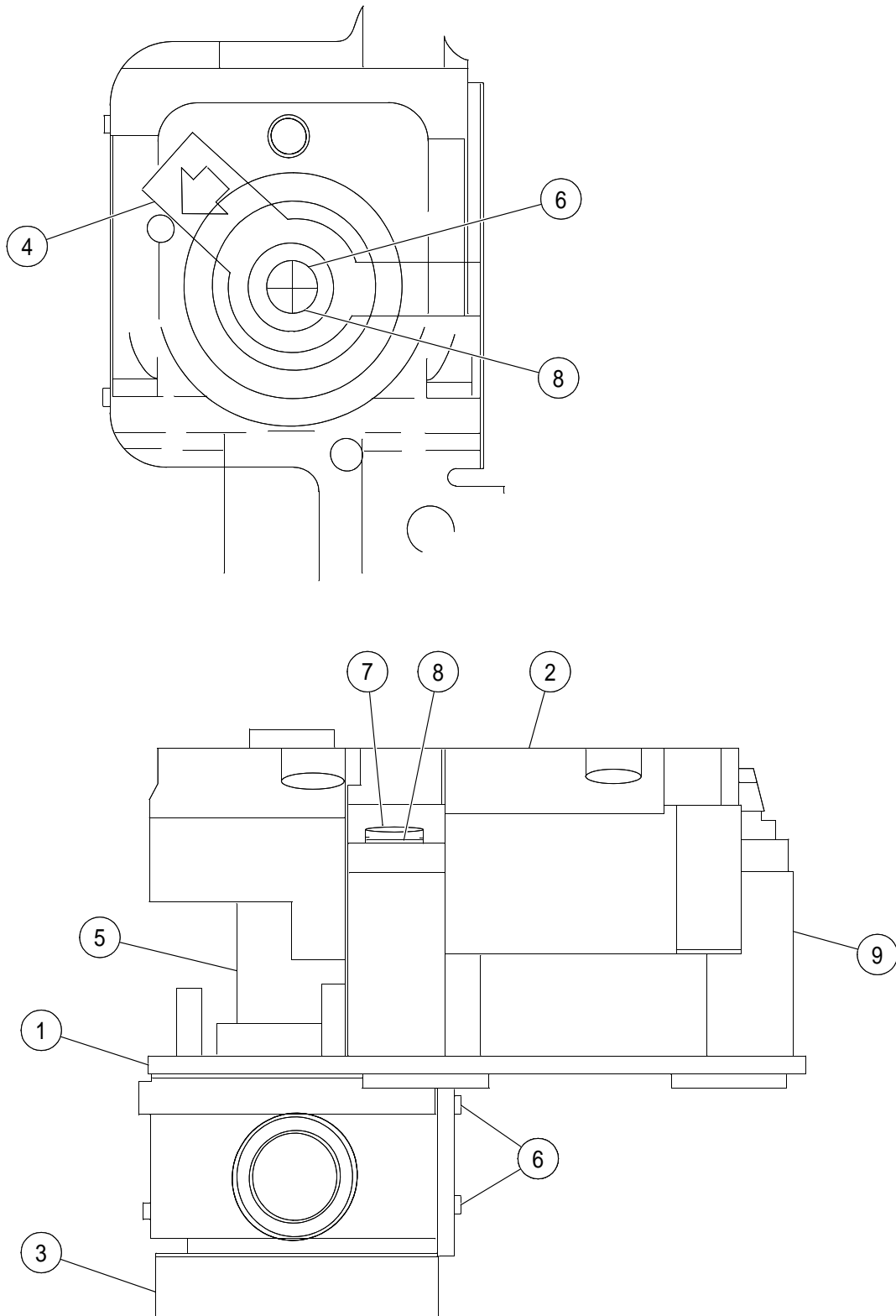
CAB HEATER INSTALLATION - PRIOR TO S/N 189939
EXCLUDING S/N 187221, 189750, 189751 AND 189752

BOM 13265277

| ITEM | COMM. NO. | DESCRIPTION | QTY | DIMENSIONS/NOTES |
|------|-----------------|---|----------|------------------------------|
| 1 | 59924241 | External Reducer | 1 | |
| 2 | 59392795 | Valve | 1 | |
| 3 | 95671285 | Hose Clamp | 6 | |
| 4 | 13831698 | Heater Valve - Effective with S/N 185254 | 1 | |
| - | 13200027 | Heater Valve - Prior to S/N 185254 Note: Heater Valve 13200027 can be replaced with Heater Valve 13831698 if both the Wire Harness, 13200035, and Control Panel, 13254644, are replaced at the same time with part numbers 13843123 and 13843131, respectively. | 1 | See Breakdown D - 60. |
| 5 | 13214051 | Self-tapping Screw | 2 | #8 x 32 |
| 6 | 58962226 | Elbow | 1 | |
| 7 | 96702824 | HHCS, Fully Threaded, Zinc Plated | 4 | M8 x 1.25 x 20 CI 8.8 |
| 8 | 13372735 | Hose Assembly | 1 | |
| 9 | 13300504 | Heater Hose | 2 | 148.0" |
| 10 | 13843123 | Cab Heater Wiring Harness - Eff S/N 185254 | 1 | |
| - | 13200035 | Cab Heater Wiring Harness - Prior to S/N 185254 | 1 | |
| 11 | 13267000 | Heater/Blower Assembly | 1 | |
| - | 43824994 | - Blower | 1 | |
| - | 43825009 | - Coil Heater | 1 | |
| - | 43825017 | - Casing | 1 | |
| - | 43825025 | - Cover | 1 | |
| - | 43825033 | - Cover Front | 1 | |
| - | 43825041 | - Wiring | 1 | |
| - | 43825058 | - Snap-In-Hole Plug | 2 | |
| - | 43825066 | - Hole Plug | 2 | |
| - | 43825074 | - Hole Plug | 1 | |
| - | 43825082 | - Foam | 1 | |
| - | 43825090 | - Locknut | 2 | |
| - | 43825108 | - Screw | 15 | |
| - | 43825116 | - Screw | 2 | |
| - | 43825124 | - Screw | 4 | |
| - | 43825132 | - Lockwasher | 4 | |
| - | 43825140 | - Foam | 1 | |
| - | 43825157 | - Foam | 1 | |
| - | 43825165 | - Foam | 4 | |
| - | 43825173 | - Foam | 1 | |
| 12 | 96741038 | Flatwasher | 4 | M8 x 1.25 CI 200 |
| 13 | 13156997 | Plug Control Panel | 1 | |
| 14 | 13306568 | Dummy Plug (Not Shown) | 1 | |

HEATER VALVE (13200027) - PRIOR TO S/N 185254 -
INTERNAL BREAKDOWN

Dwg D13244645/00



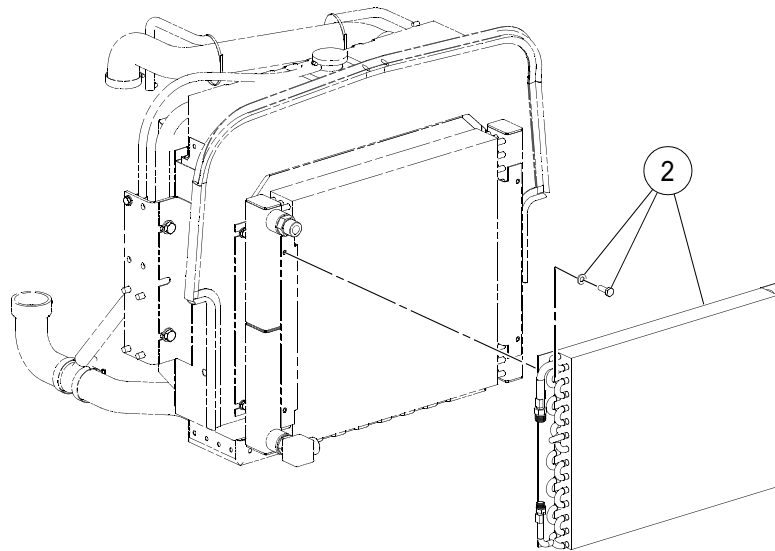
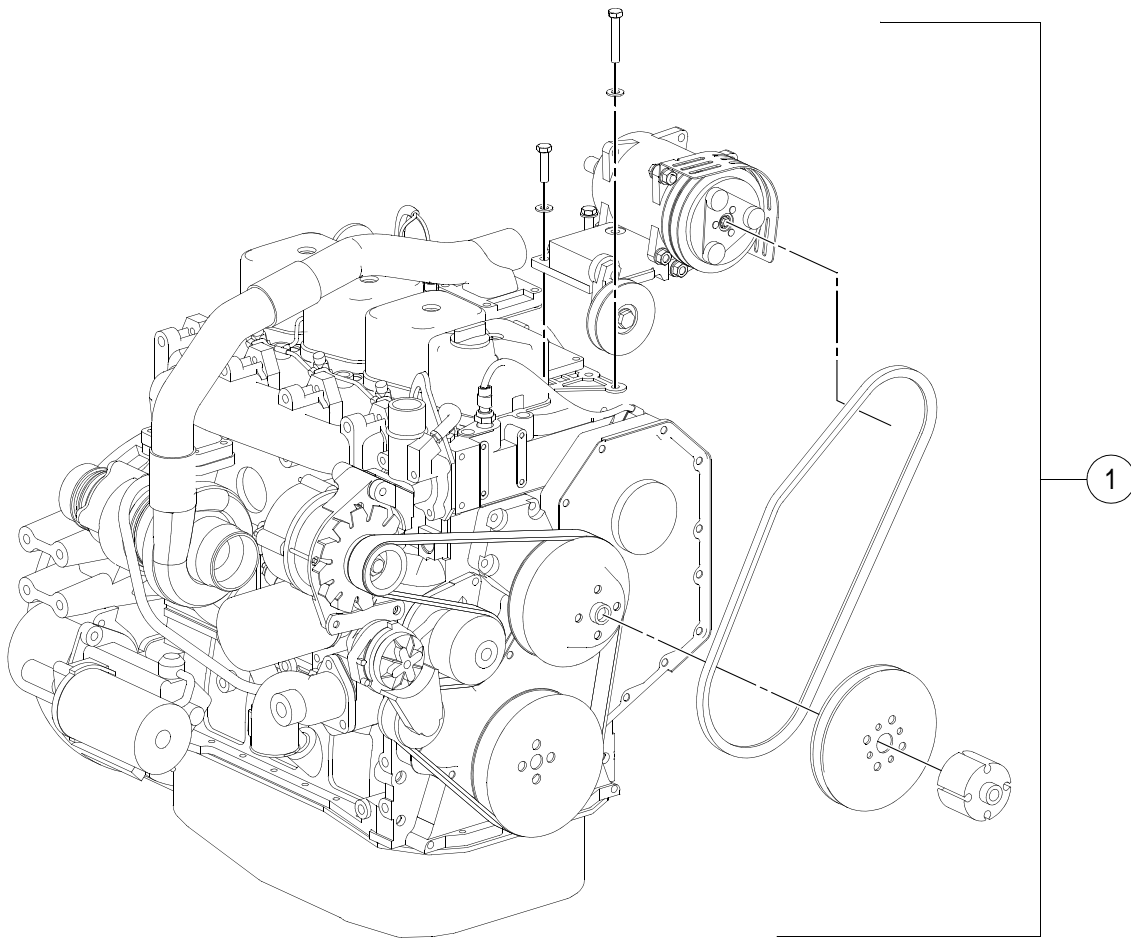
HEATER VALVE (13200027) - PRIOR TO S/N 185254 -
INTERNAL BREAKDOWN

BOM 13200027

| ITEM | COMM. NO. | DESCRIPTION | QTY | DIMENSIONS/NOTES |
|------|-----------|------------------|-----|------------------|
| 1 | 13258942 | Mounting Bracket | 1 | |
| 2 | 13258959 | Motor Adaptor | 1 | |
| 3 | 13258967 | Heater Valve | 1 | |
| 4 | 13258975 | Valve Lever Arm | 1 | |
| 5 | 13258983 | Shaft Adapter | 1 | |
| 6 | 13258991 | Screw | 3 | |
| 7 | 13259007 | Screw | 3 | |
| 8 | 13259015 | Washer | 4 | |
| 9 | 13259023 | Spacer | 3 | |

CAB AIR CONDITIONING INSTALLATION - SHEET 1 OF 4

Dwg D13265285/00/01



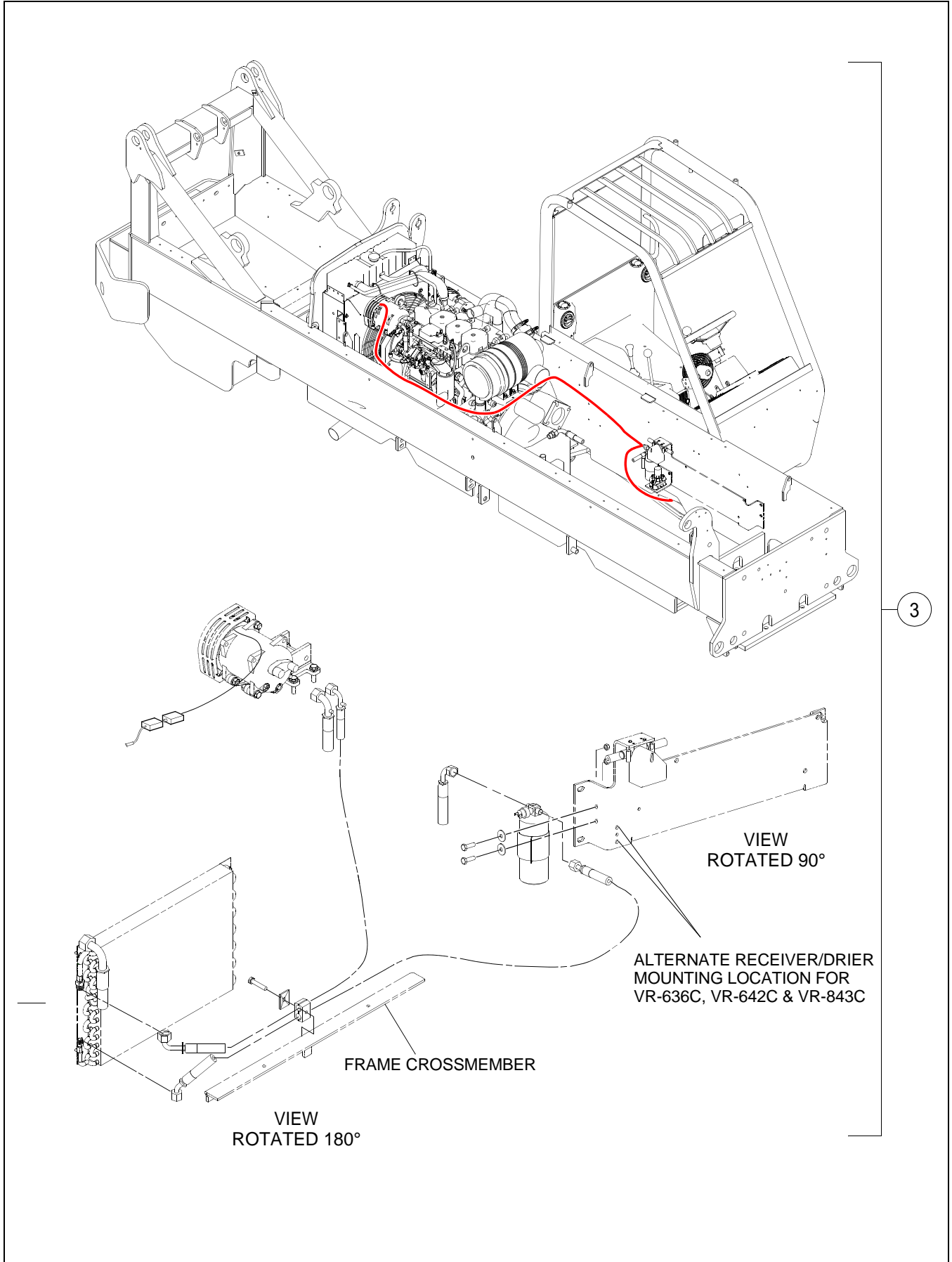
CAB AIR CONDITIONING INSTALLATION - SHEET 1 OF 4

BOM 13265285

| ITEM | COMM. NO. | DESCRIPTION | QTY | DIMENSIONS/NOTES |
|------|-----------|-------------------------|-----|------------------|
| 1 | NSVA | Compressor Installation | 1 | See Page D - 70. |
| 2 | NSVA | Condenser Installation | 1 | See Page D - 74. |

CAB AIR CONDITIONING INSTALLATION - SHEET 2 OF 4

Dwg D13265285/00/02



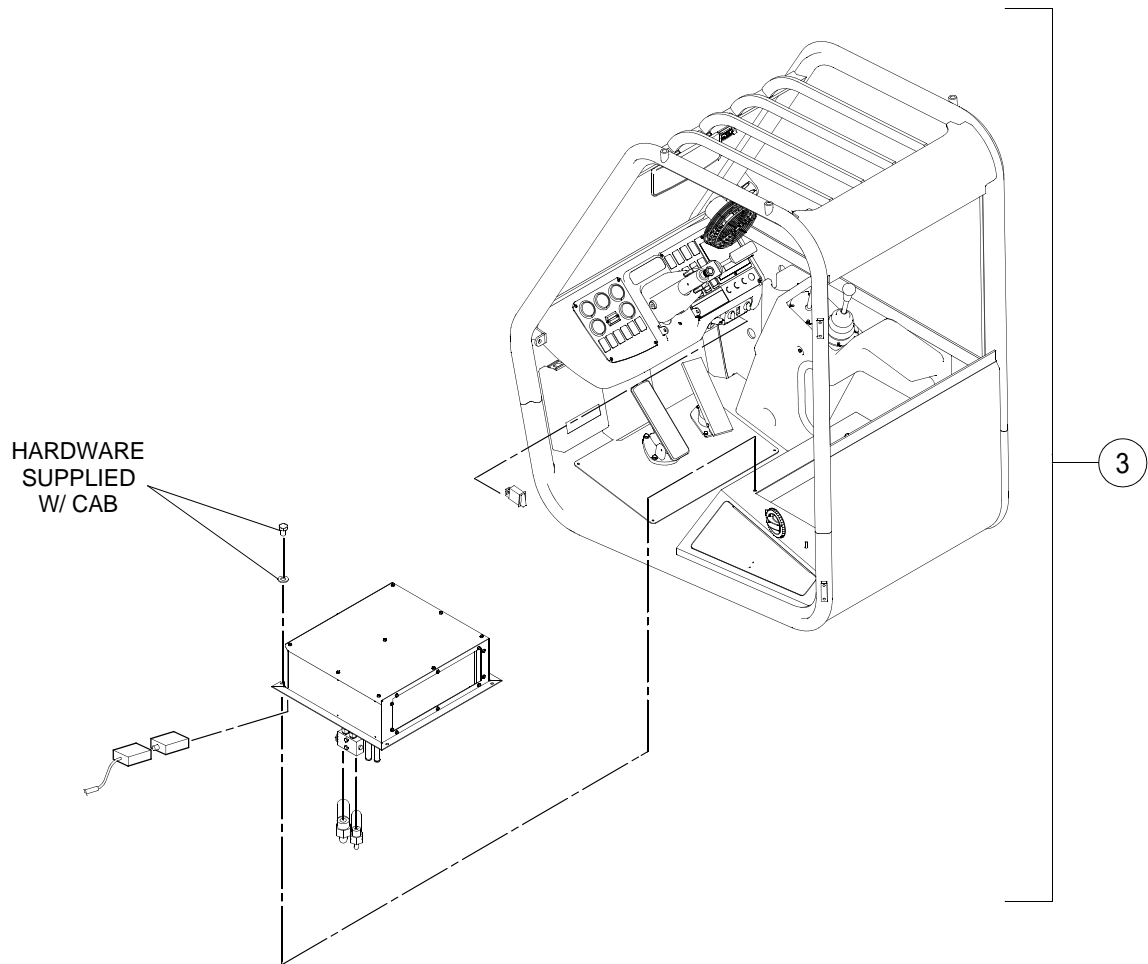
CAB AIR CONDITIONING INSTALLATION - SHEET 2 OF 4

BOM 13265285

| ITEM | COMM. NO. | DESCRIPTION | QTY | DIMENSIONS/NOTES |
|------|-----------|--|-----|------------------|
| 3 | NSVA | Air Conditioning Hosing Installation (Effective S/N 189939, Including S/N 187221, 189750, 189751 and 189752) | 1 | See Page D - 76. |
| - | NSVA | Air Conditioning Hosing Installation (Prior to S/N 189939 Excluding S/N 187221, 189750, 189751 and 189752) | 1 | See Page D - 80. |

CAB AIR CONDITIONING INSTALLATION - SHEET 3 OF 4

Dwg D13265285/00/03



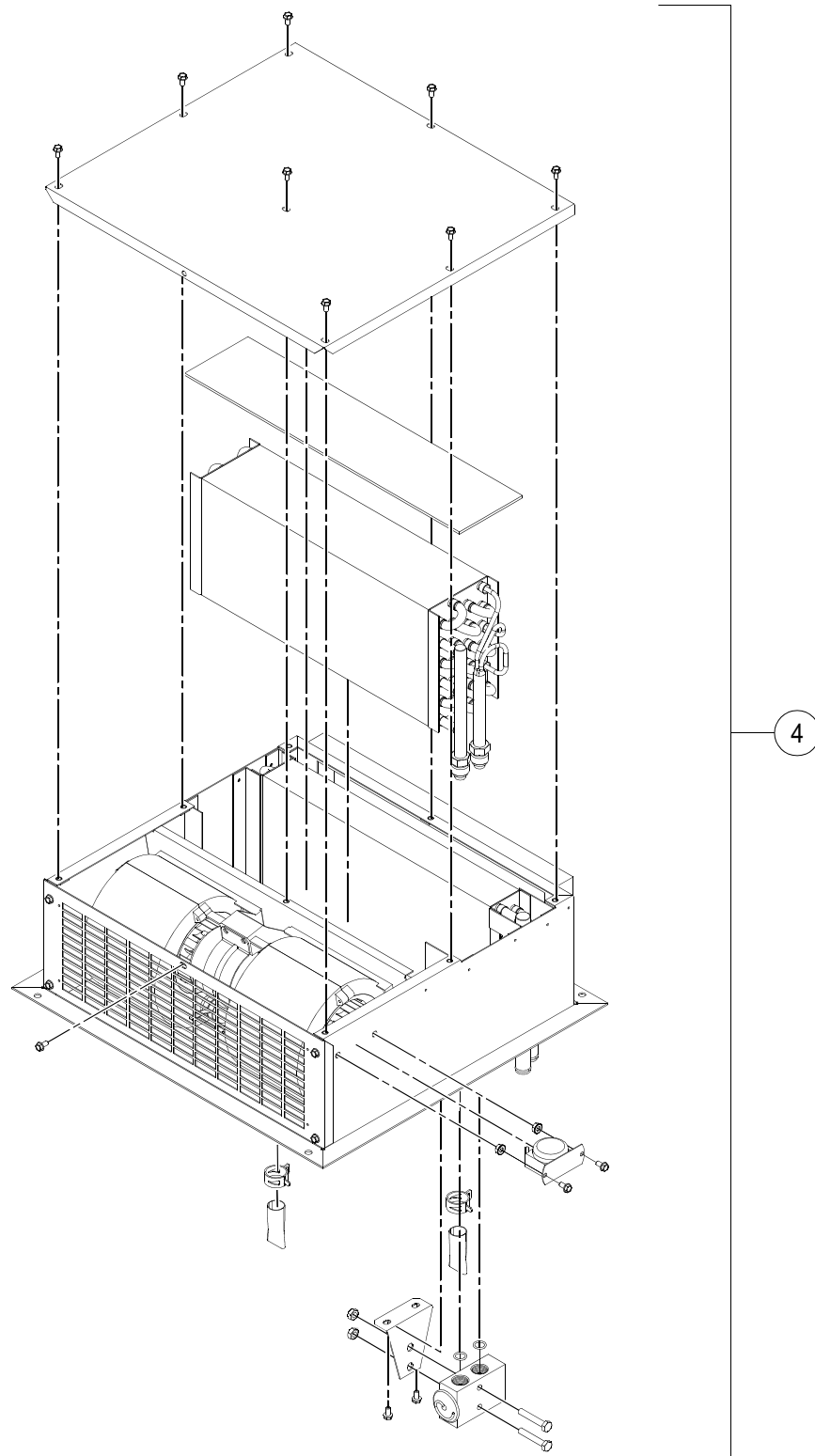
CAB AIR CONDITIONING INSTALLATION - SHEET 3 OF 4

BOM 13265285

| ITEM | COMM. NO. | DESCRIPTION | QTY | DIMENSIONS/NOTES |
|------|-----------|--|-----|------------------|
| 3 | NSVA | Air Conditioning Hosing Installation (Effective S/N 189939, Including S/N 187221, 189750, 189751 and 189752) | 1 | See Page D - 76. |
| - | NSVA | Air Conditioning Hosing Installation (Prior to S/N 189939 Excluding S/N 187221, 189750, 189751 and 189752) | 1 | See Page D - 80. |

CAB AIR CONDITIONING INSTALLATION - SHEET 4 OF 4

Dwg D13265285/00/04



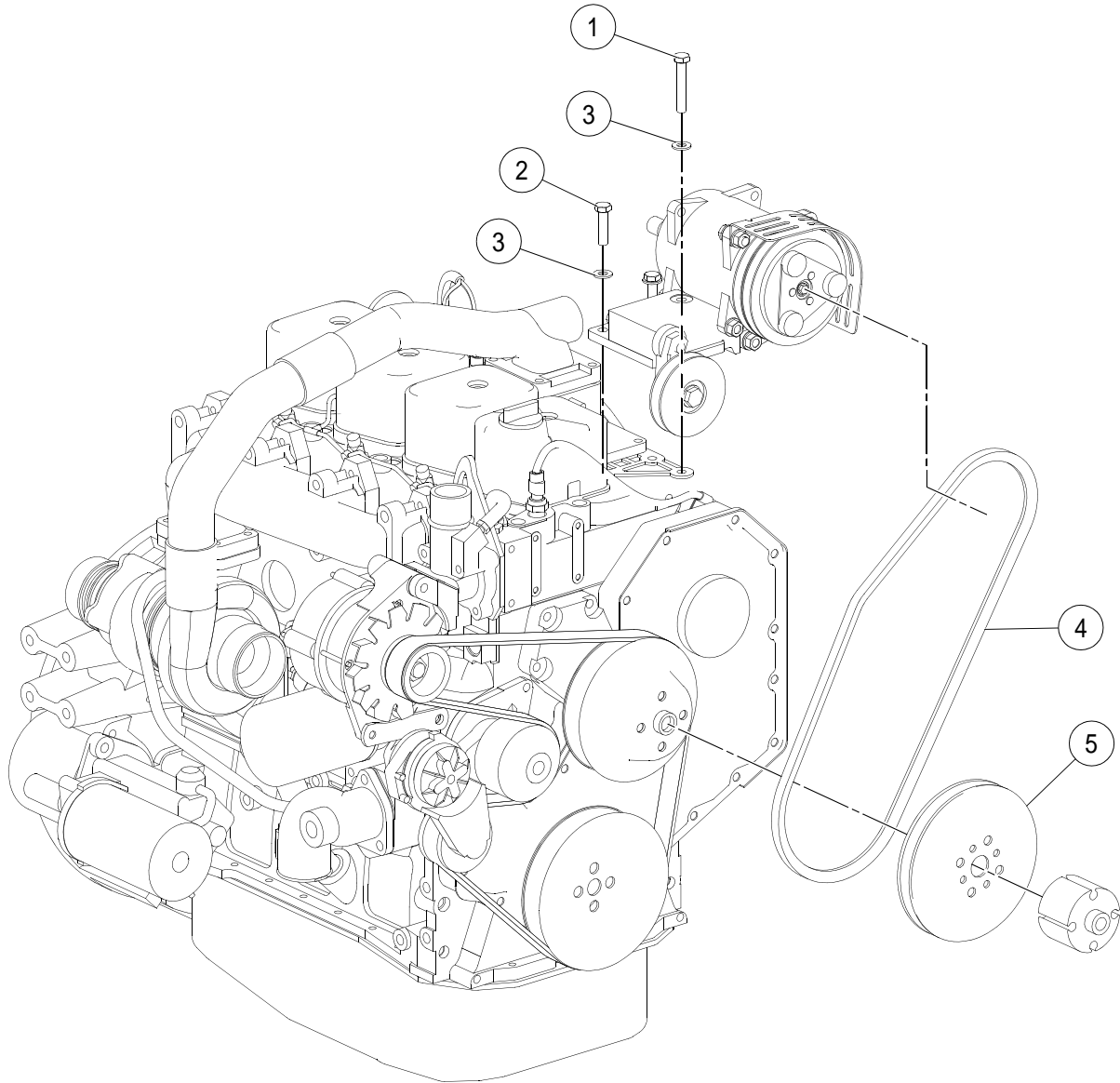
CAB AIR CONDITIONING INSTALLATION - SHEET 4 OF 4

BOM 13265285

| ITEM | COMM. NO. | DESCRIPTION | QTY | DIMENSIONS/NOTES |
|------|-----------|----------------------|-----|------------------|
| 4 | 13267018 | Air Conditioning Kit | 1 | |

COMPRESSOR INSTALLATION

Dwg D13264916/03



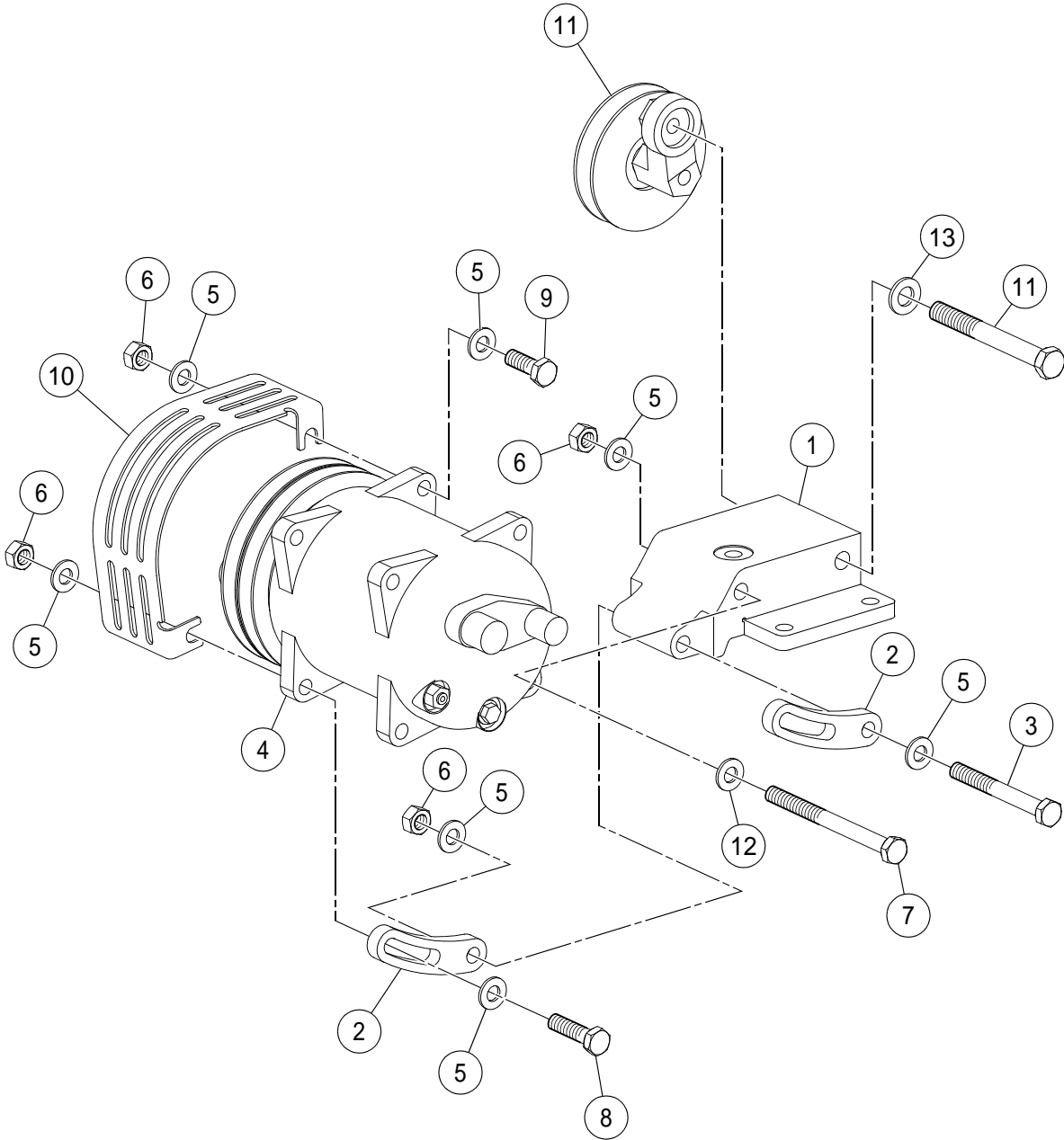
COMPRESSOR INSTALLATION

BOM 13264916

| ITEM | COMM. NO. | DESCRIPTION | QTY | DIMENSIONS/NOTES |
|------|-------------|--|----------|-------------------------|
| 1 | NSVA | Compressor Assembly | 1 | See Page D - 72. |
| 2 | 96702782 | HHCS, Fully Threaded, Zinc Plated | 2 | M10 x 1.5 x 30 CI 10.9 |
| 3 | 96741046 | Flatwasher, Zinc Plated | 3 | M10 CI 200 |
| 4 | 13265384 | V-belt | 1 | |
| 5 | 58910662 | Compressor Pulley | 1 | |
| 6 | 96703798 | HHCS, Zinc Plated (Not Shown) | 1 | M10 x 1.5 CI 10.9 |
| 7 | 13355003 | Decal: Refridgerant Charge (Not Shown) | 1 | |

COMPRESSOR ASSEMBLY

Dwg D13300652/04



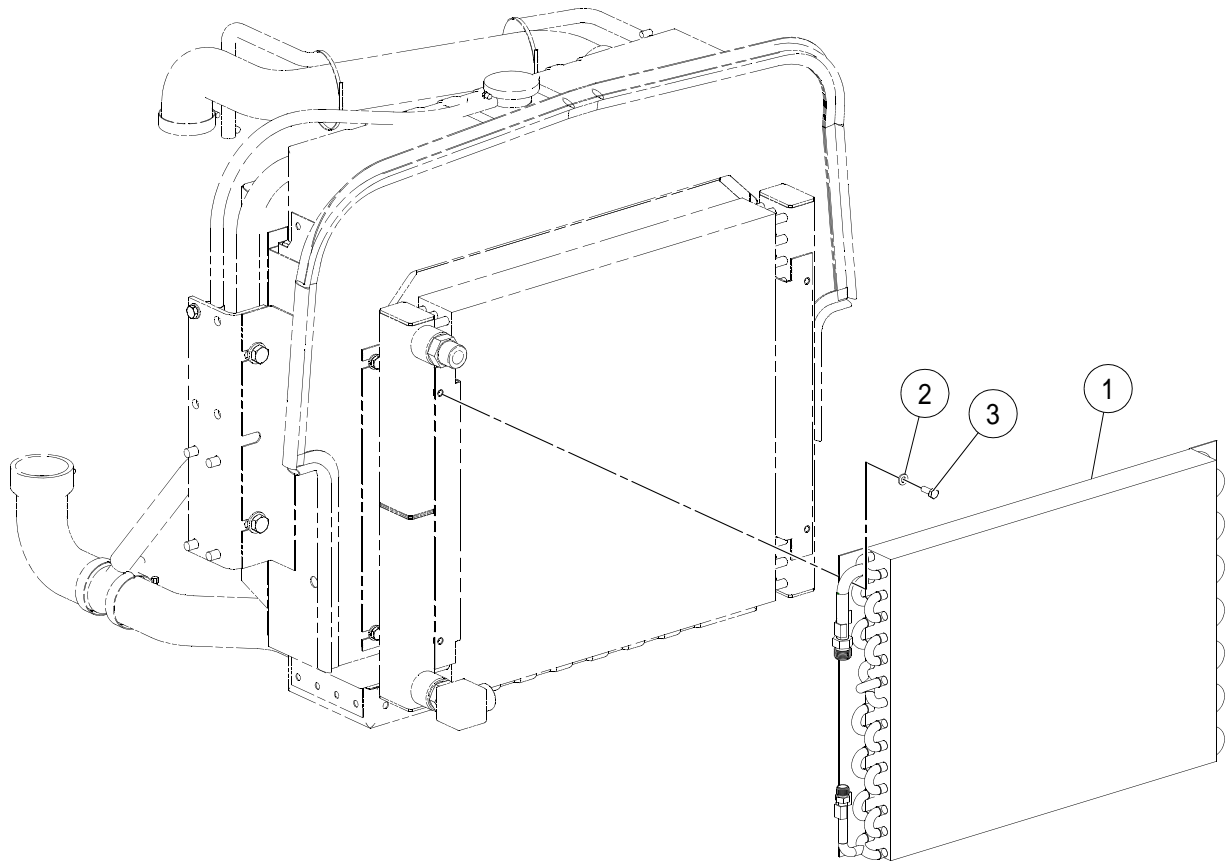
COMPRESSOR ASSEMBLY

BOM 13300652

| ITEM | COMM. NO. | DESCRIPTION | QTY | DIMENSIONS/NOTES |
|------|-----------|-----------------------------------|-----|-------------------------|
| 1 | 13318357 | Compressor Bracket | 1 | |
| 2 | 59147991 | Adjustment Arm | 2 | |
| 3 | 96714779 | HHCS | 1 | M10 x 1.5 x 90 CI 10.9 |
| 4 | 13274535 | Compressor | 1 | |
| 5 | 96741046 | Flatwasher, Zinc Plated | 9 | M10 CI 200 |
| 6 | 96704812 | Hex Nut, Zinc Plated | 5 | M10 x 1.5 CI 8 |
| 7 | 96745914 | HHCS | 1 | M10 x 1.5 x 130 CI 10.9 |
| 8 | 96701941 | HHCS, Fully Threaded, Zinc Plated | 2 | M10 x 1.5 x 40 |
| 9 | 96702782 | HHCS, Fully Threaded, Zinc Plated | 1 | M10 x 1.5 x 30 CI 10.9 |
| 10 | 13300637 | Guard Sheave | 1 | |
| 11 | 13345046 | Tensioner Pulley | 1 | |
| 12 | 96711833 | Flatwasher, Zinc Plated | 1 | M10 CI 10 |
| 13 | 96738596 | Flatwasher, Zinc Plated | 1 | M12 Hardened CI 200 |

CONDENSOR INSTALLATION

Dwg D13264924/01



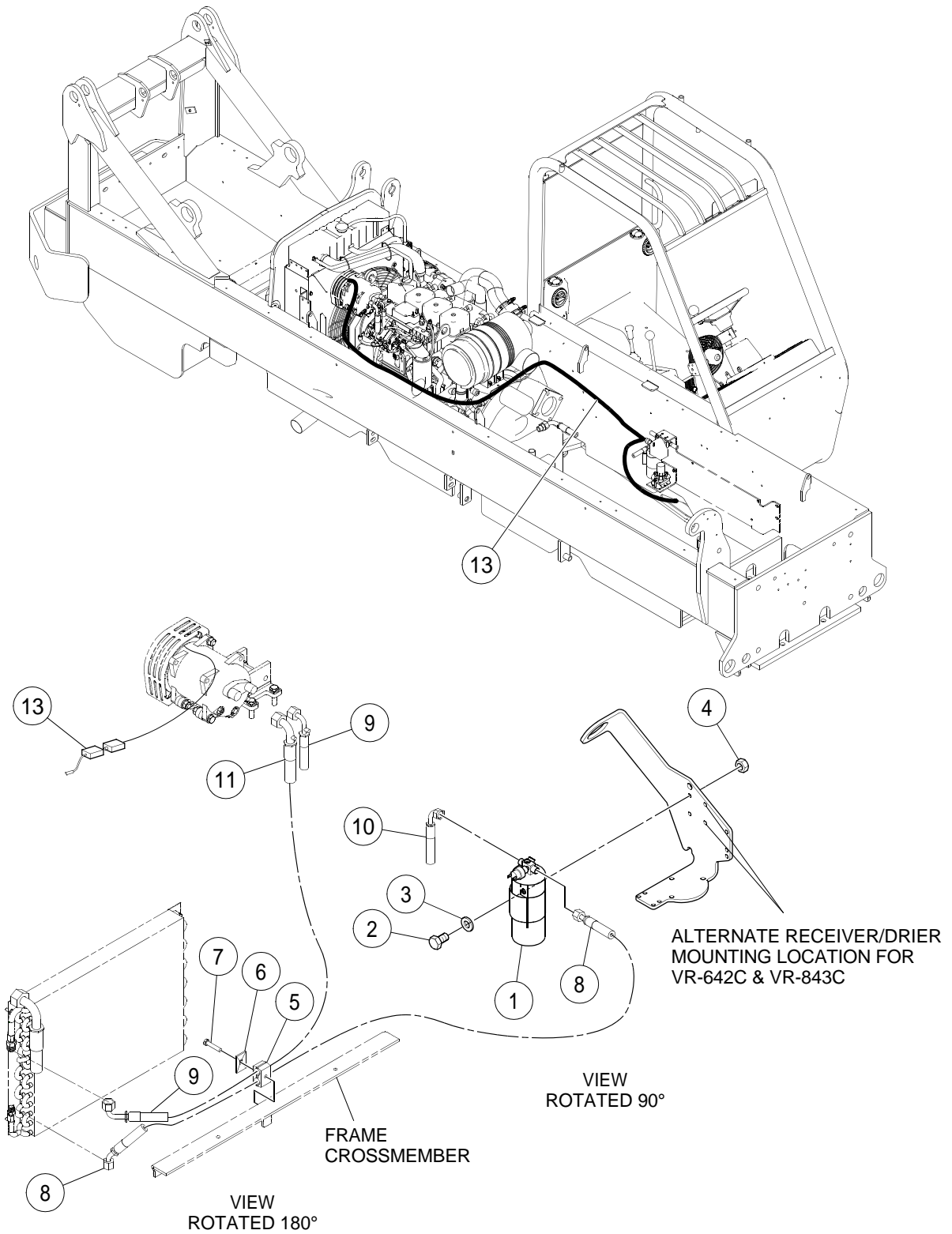
CONDENSOR INSTALLATION

BOM 13264924

| ITEM | COMM. NO. | DESCRIPTION | QTY | DIMENSIONS/NOTES |
|------|-----------|-----------------------------------|-----|--------------------|
| 1 | 13300587 | Condenser | 1 | |
| 2 | 96741053 | Flatwasher, Zinc Plated | 4 | M6 CI 200 |
| 3 | 96701958 | HHCS, Fully Threaded, Zinc Plated | 4 | M6 x 1 x 16 CI 8.8 |

AIR CONDITIONING HOISING INSTALLATION - EFF S/N
189939, INC S/N 187221, 189750, 189751 AND 189752 - 1 OF 2

Dwg 13856414/00/01



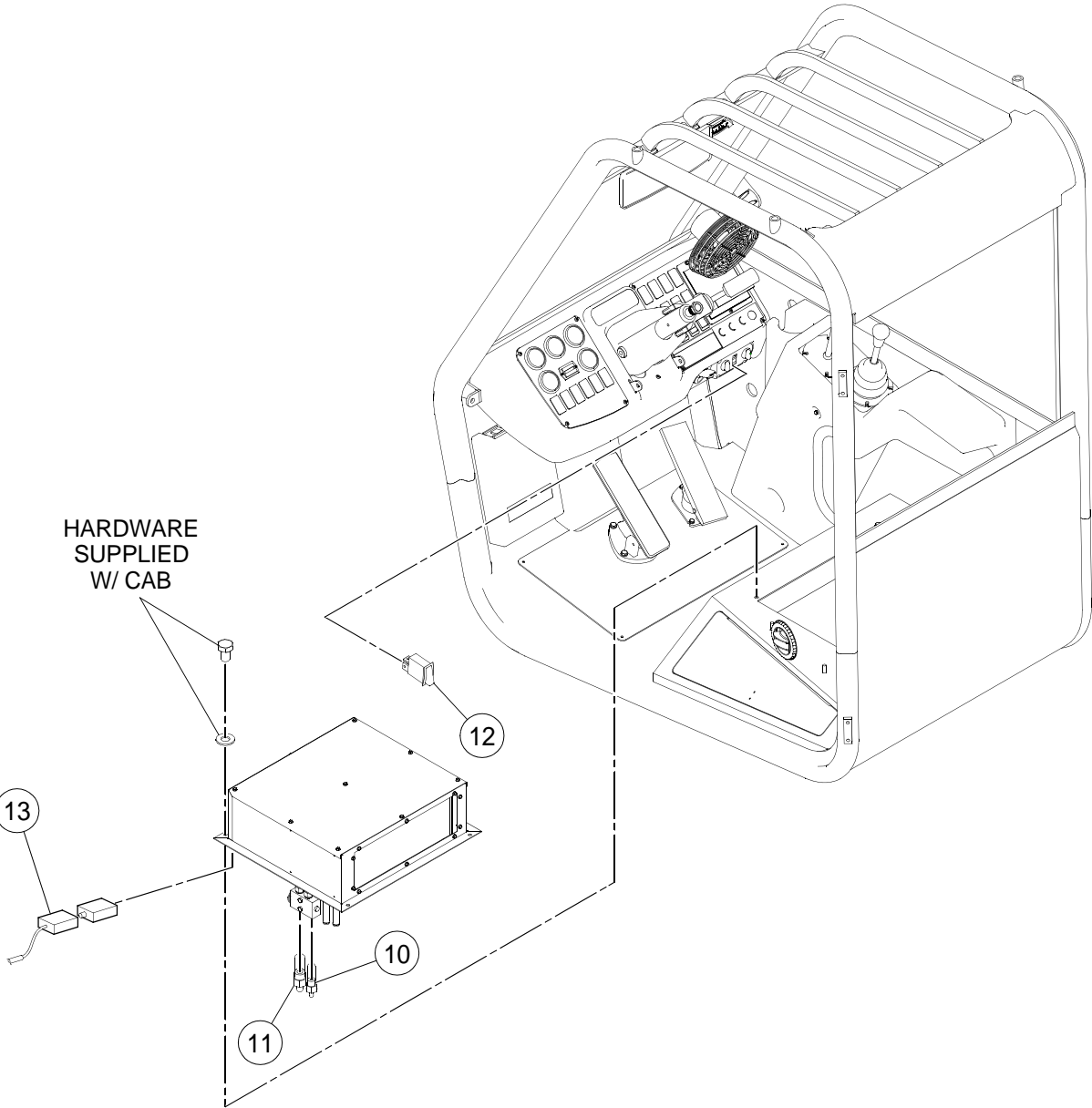
AIR CONDITIONING HOISING INSTALLATION - EFF S/N
189939, INC S/N 187221, 189750, 189751 AND 189752 - 1 OF 2

BOM 13856414

| ITEM | COMM. NO. | DESCRIPTION | QTY | DIMENSIONS/NOTES |
|------|-----------|-----------------------------------|-----|-----------------------|
| 1 | 13156989 | Drier/Binary Bracket | 1 | |
| 2 | 96705587 | HHCS, Fully Threaded, Zinc Plated | 2 | M8 x 1.25 x 30 CI 8.8 |
| 3 | 96740204 | Washer | 2 | M8 x 25 |
| 4 | 13167812 | Spacer | 2 | |
| 5 | 59583518 | Clamp | 2 | |
| 6 | 59583500 | Cover Plate | 1 | |
| 7 | 96702402 | HHCS, Zinc Plated | 1 | M8 x 1.25 x 50 CI 8.8 |
| 8 | 13300660 | Refrigerant Hose Assembly | 1 | #6 |
| 9 | 13300678 | Refrigerant Hose Assembly | 1 | #8 |
| 10 | 13300686 | Refrigerant Hose Assembly | 1 | #6 |
| 11 | 13300694 | Refrigerant Hose Assembly | 1 | #10 |
| 13 | 13305685 | A/C Harness | 1 | |

AIR CONDITIONING HOISING INSTALLATION - EFF S/N
189939, INC S/N 187221, 189750, 189751 AND 189752 - 2 OF 2

Dwg 13856414/00/02



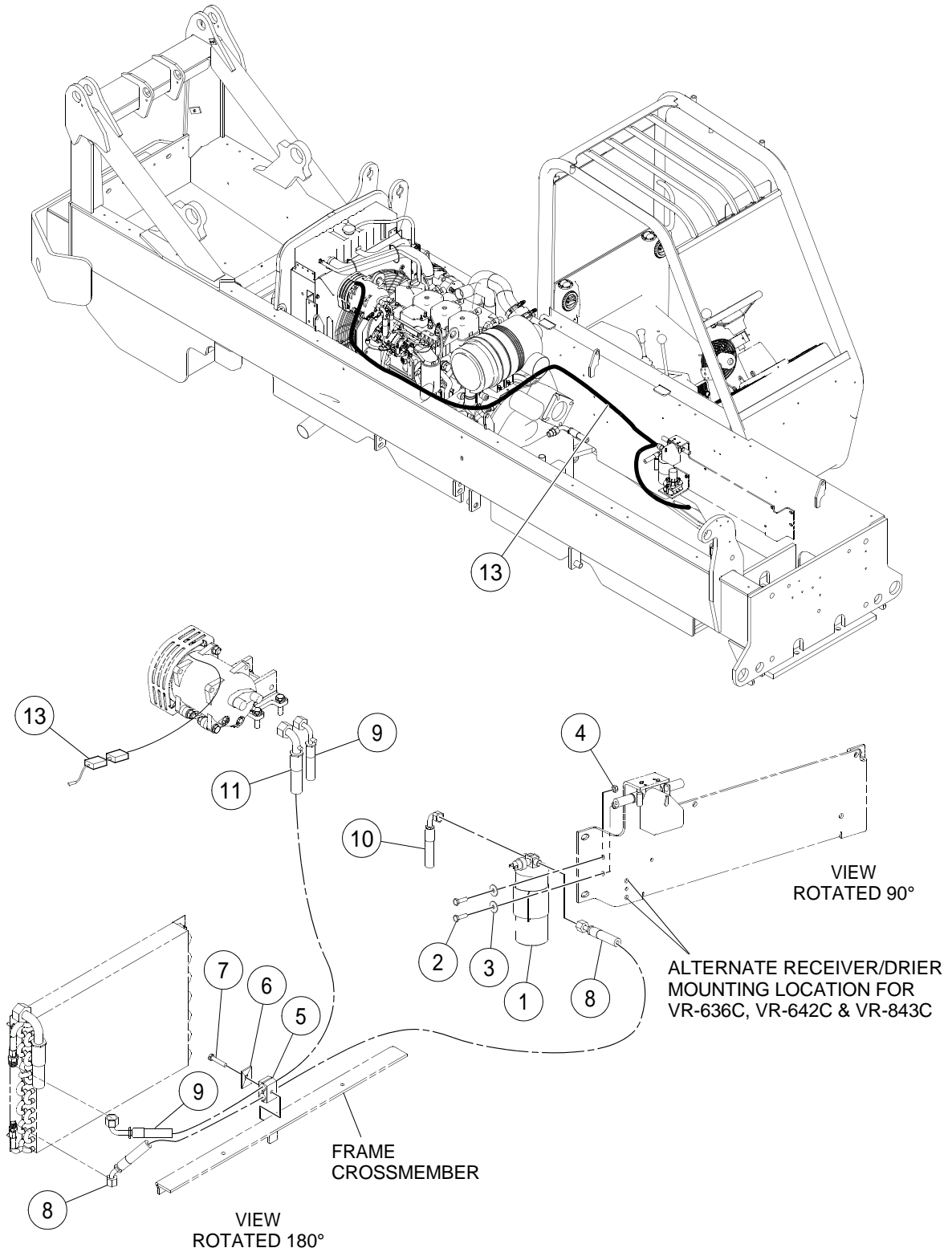
AIR CONDITIONING HOISING INSTALLATION - EFF S/N
189939, INC S/N 187221, 189750, 189751 AND 189752 - 2 OF 2

BOM 13856414

| ITEM | COMM. NO. | DESCRIPTION | QTY | DIMENSIONS/NOTES |
|------|-----------|---------------------------|-----|------------------|
| 10 | 13300686 | Refrigerant Hose Assembly | 1 | #6 |
| 11 | 13300694 | Refrigerant Hose Assembly | 1 | #10 |
| 12 | 13156963 | A/C Switch | 1 | |
| 13 | 13305685 | A/C Harness | 1 | |

AIR CONDITIONING HOISING INSTALLATION - PRIOR TO S/
N 189939 EXC S/N 187221, 189750, 189751, 189752 - 1 OF 2

Dwg D13307897/00/01



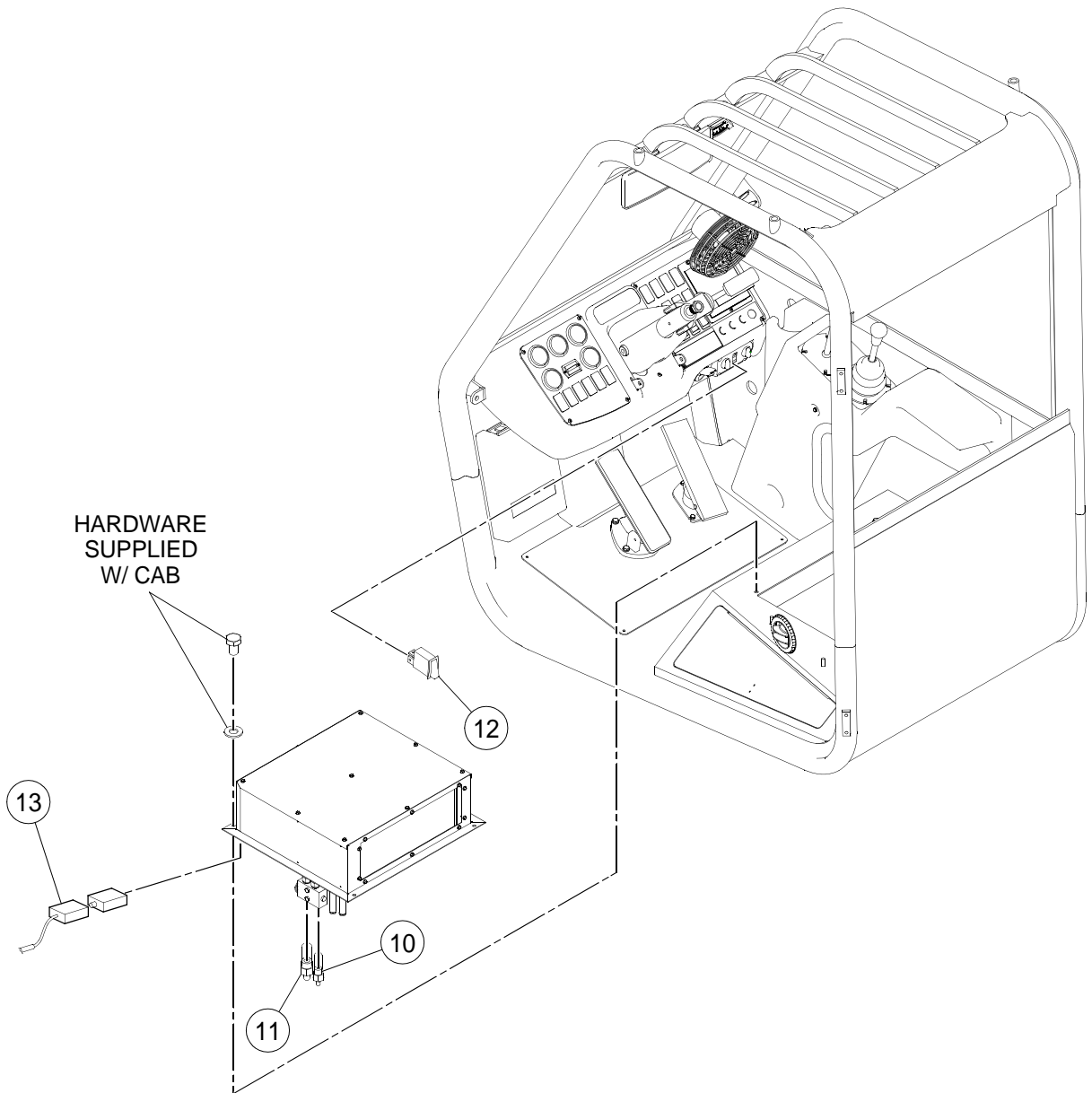
AIR CONDITIONING HOISING INSTALLATION - PRIOR TO S/
N 189939 EXC S/N 187221, 189750, 189751, 189752 - 1 OF 2

BOM 13307897

| ITEM | COMM. NO. | DESCRIPTION | QTY | DIMENSIONS/NOTES |
|------|-----------|-----------------------------------|-----|-----------------------|
| 1 | 13156989 | Drier/Binary Bracket | 1 | |
| 2 | 96702659 | HHCS, Fully Threaded, Zinc Plated | 2 | M8 x 1.25 x 25 CI 8.8 |
| 3 | 96740204 | Washer | 2 | M8 x 25 |
| 4 | 96705009 | Locknut, Zinc Plated | 2 | M8 x 1.25 CI 8 |
| 5 | 59583518 | Clamp | 2 | |
| 6 | 59583500 | Cover Plate | 1 | |
| 7 | 96702402 | HHCS, Zinc Plated | 1 | M8 x 1.25 x 50 CI 8.8 |
| 8 | 13300660 | Hose Assembly | 1 | 6.0" |
| 9 | 13300678 | Hose Assembly | 1 | 8.0" |
| 10 | 13300686 | Hose Assembly | 1 | 6.0" |
| 11 | 13300694 | Hose Assembly | 1 | 10.0" |
| 13 | 13305685 | Air Conditioner Wire Harness | 1 | |

AIR CONDITIONING HOISING INSTALLATION - PRIOR TO S/
N 189939 EXC S/N 187221, 189750, 189751, 189752 - 2 OF 2

Dwg D13307897/00/02



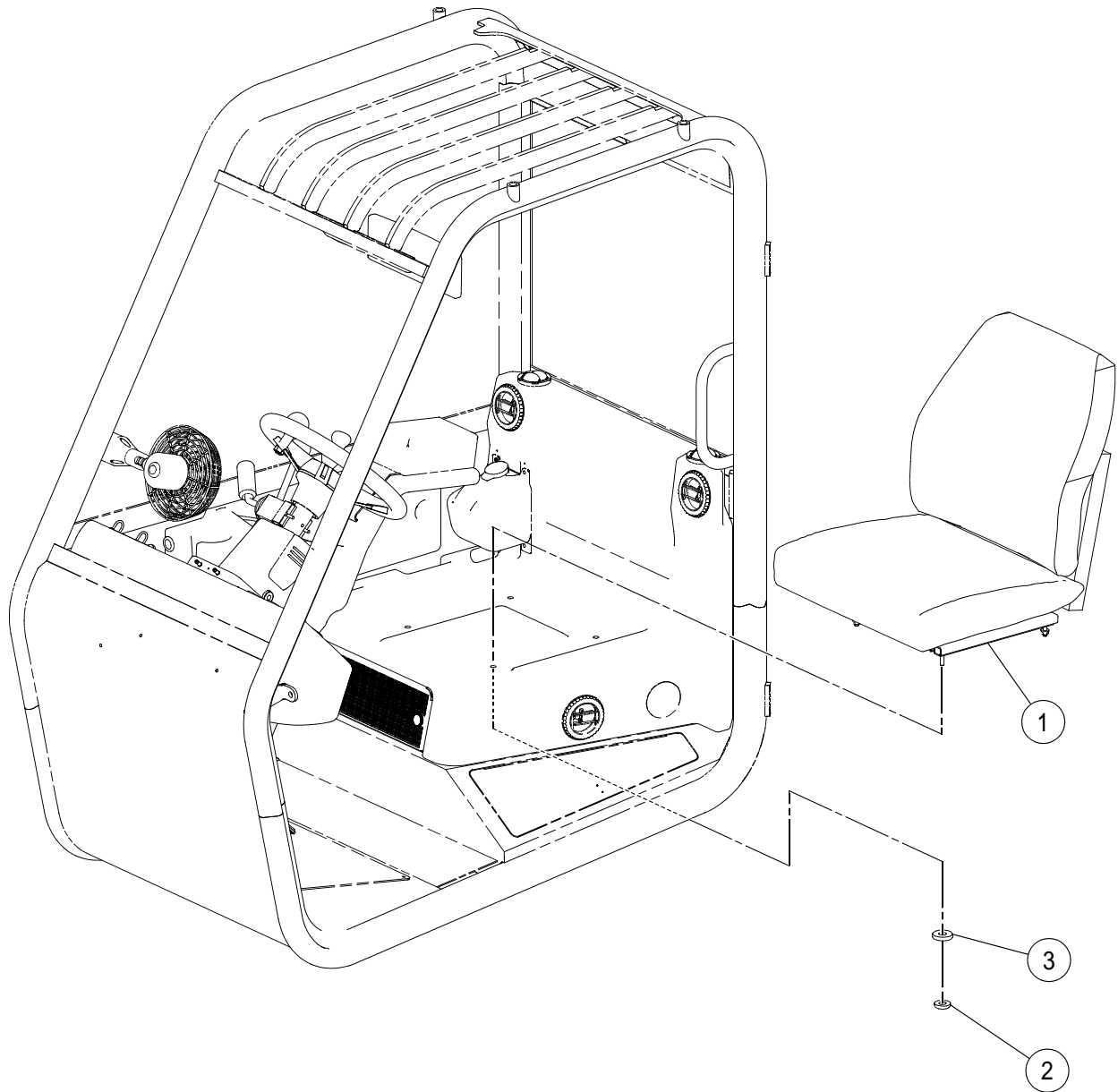
AIR CONDITIONING HOISING INSTALLATION - PRIOR TO S/
N 189939 EXC S/N 187221, 189750, 189751, 189752 - 2 OF 2

BOM 13307897

| ITEM | COMM. NO. | DESCRIPTION | QTY | DIMENSIONS/NOTES |
|------|-----------|------------------------------|-----|------------------|
| 10 | 13300686 | Hose Assembly | 1 | 6.0" |
| 11 | 13300694 | Hose Assembly | 1 | 10.0" |
| 12 | 13156963 | Air Conditioner Switch | 1 | |
| 13 | 13305685 | Air Conditioner Wire Harness | 1 | |

SEAT INSTALLATION

Dwg D13335245/00



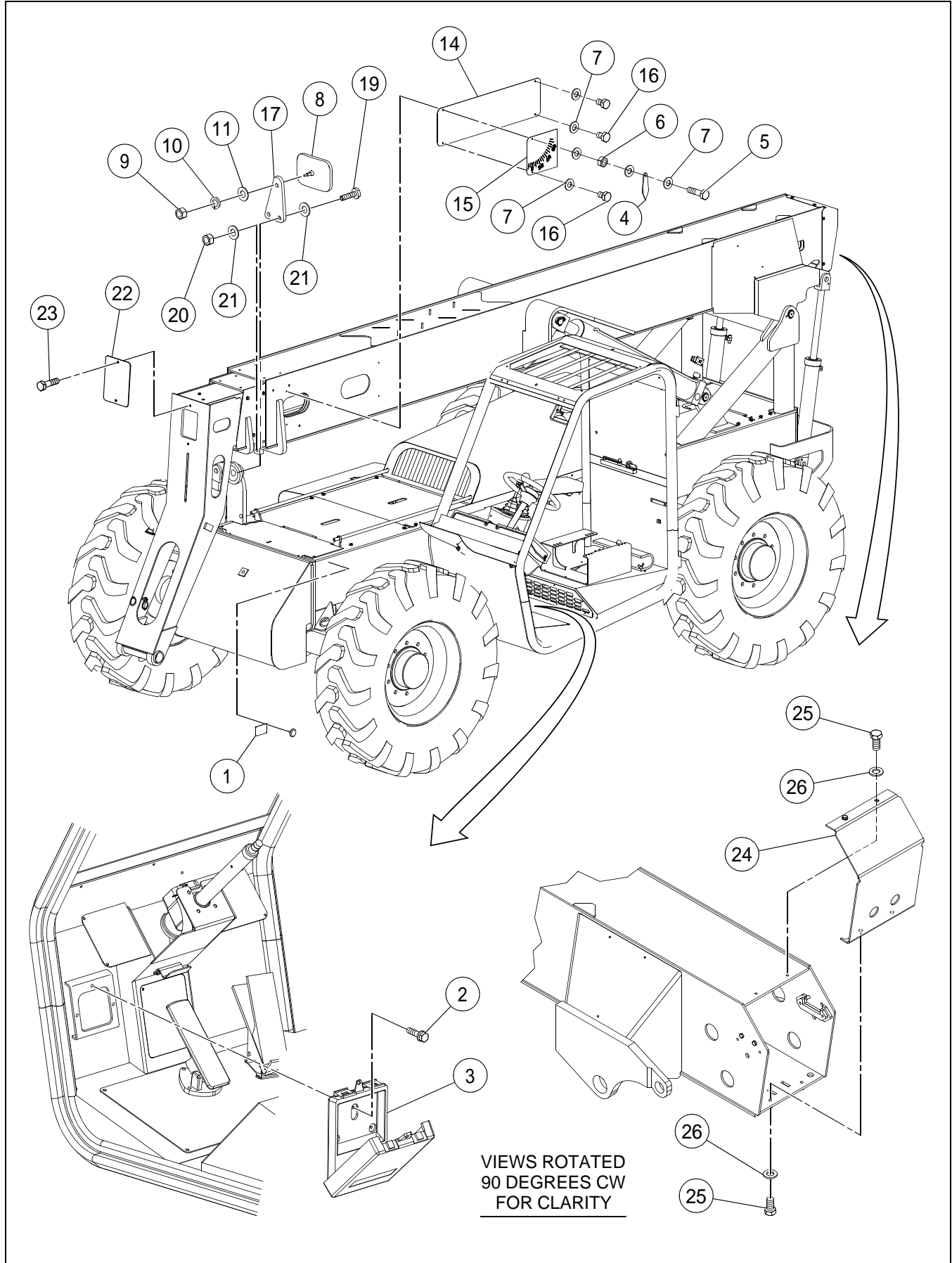
SEAT INSTALLATION

BOM 13300389, 13372115, 13300397

| ITEM | COMM. NO. | DESCRIPTION | QTY | DIMENSIONS/NOTES |
|------|-----------|-------------------------------|-----|-------------------|
| 1 | 18003434 | Standard Seat | 1 | |
| - | 18003764 | - Seat Cush And Shell | 1 | |
| - | 13437884 | - Seat Belt Kit | 1 | |
| - | 19292622 | - Slide Assembly Adjuster | 1 | |
| - | 19292630 | - Adjuster Latch W/Handle | 1 | |
| - | 13372602 | Suspension Seat | 1 | |
| - | 13494455 | - Seat Cushion/Frame Assembly | 1 | |
| - | 13494463 | - Seat Adjuster Kit | 1 | |
| - | 13494661 | - Seat Belt/Tether Kit | 1 | |
| 2 | 59464610 | Locknut | 4 | |
| 3 | 96712674 | Washer, Zinc Plated | 4 | M8 Hardened CI 10 |

MANUAL CASE, POINTER AND MIRROR INSTALLATION

Dwg C13318829/01



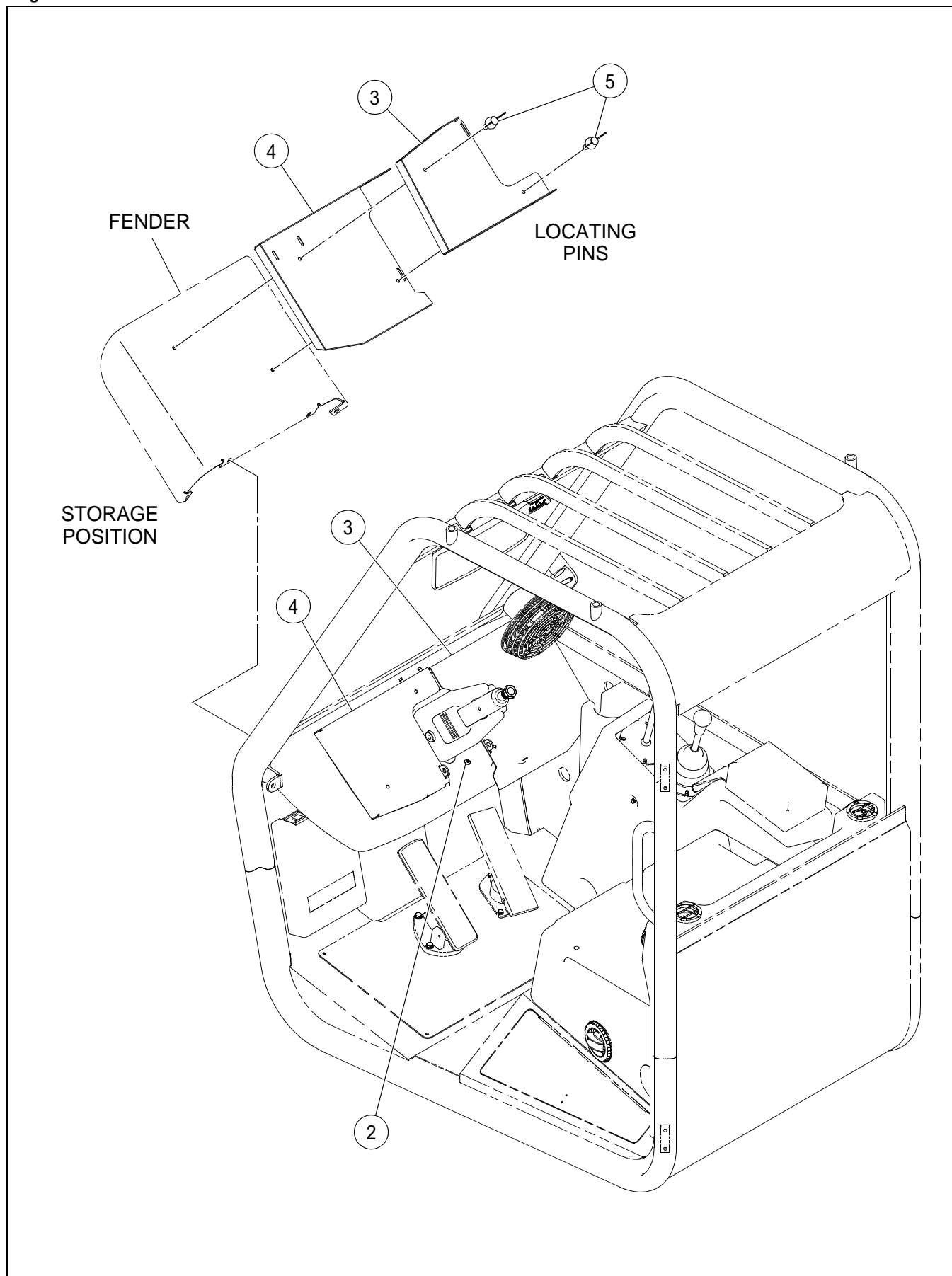
MANUAL CASE, POINTER AND MIRROR INSTALLATION

BOM 13318829

| ITEM | COMM. NO. | DESCRIPTION | QTY | DIMENSIONS/NOTES |
|------|-----------|---|-----|------------------------|
| 1 | 13365804 | Serial No. Plate | 1 | |
| - | 13340393 | - Serial No. Plate | 1 | |
| - | 59010173 | - Metal Tack | 4 | |
| 2 | 96717525 | Lockscrew, Zinc Plated | 3 | M6 x 1 x 10 CI 90 |
| 3 | 59185074 | Manual Case | 1 | |
| 4 | 59116558 | Pointer | 1 | |
| 5 | 96705587 | HHCS, Fully Threaded, Zinc Plated | 1 | M8 x 1.25 x 30 CI 8.8 |
| 6 | 96702840 | Hex Nut, Zinc Plated | 1 | M8 x 1.25 CI 10 |
| 7 | 96741038 | Flatwasher | 10 | M8 x 1.25 CI 200 |
| 8 | 59450734 | Mirror | 1 | |
| 9 | 95922894 | Hex Nut, Zinc Plated | 1 | 3/8 x 16 UNC Grd A |
| 10 | 95931440 | Lockwasher, Zinc Plated | 1 | 3/8 |
| 11 | 95922373 | Flatwasher, Zinc Plated | 1 | 3/8 |
| 14 | 59181024 | Boom Side Cover Plate | 2 | |
| 15 | 59187518 | Decal: Angle | 1 | |
| 16 | 96705041 | HHCS, Fully Threaded, Zinc Plated | 7 | M8 x 1.25 x 12 CI 8.8 |
| 17 | | This item not used with this Assembly | | |
| 18 | 59277038 | Mirror Bracket | 1 | |
| 19 | 96702402 | HHCS, Zinc Plated (Effective S/N 191616) | 2 | M8 x 1.25 x 50 CI 8.8 |
| - | 96719265 | HHCS, Zinc Plated (Prior to S/N 191616) | 2 | M10 x 1.5 x 50 CI 8.8 |
| 20 | 96704606 | Hex Locknut (Effective S/N 191616) | 2 | M8 |
| - | 96704614 | Nut, Zinc Plated (Prior to S/N 191616) | 2 | M10 x 1.5 CI 8 |
| 21 | 59887182 | Washer (Effective S/N 191616) | 4 | |
| - | 96741046 | Flatwasher, Zinc Plated (Prior to S/N 191616) | 4 | M10 CI 200 |
| 22 | 59101527 | Boom Cover Plate | 1 | |
| 23 | 96702279 | HHCS, Zinc Plated | 2 | M10 x 1.5 x 20 CI 8.8 |
| 24 | 59268284 | Rear Boom Cover | 1 | |
| 25 | 96701495 | HHCS, Fully Threaded, Zinc Plated | 4 | M12 x 1.75 x 25 CI 8.8 |
| 26 | 96738596 | Flatwasher | 4 | M12 Hardened |

VANDAL COVER INSTALLATION - OPTIONAL

Dwg D13335229/00



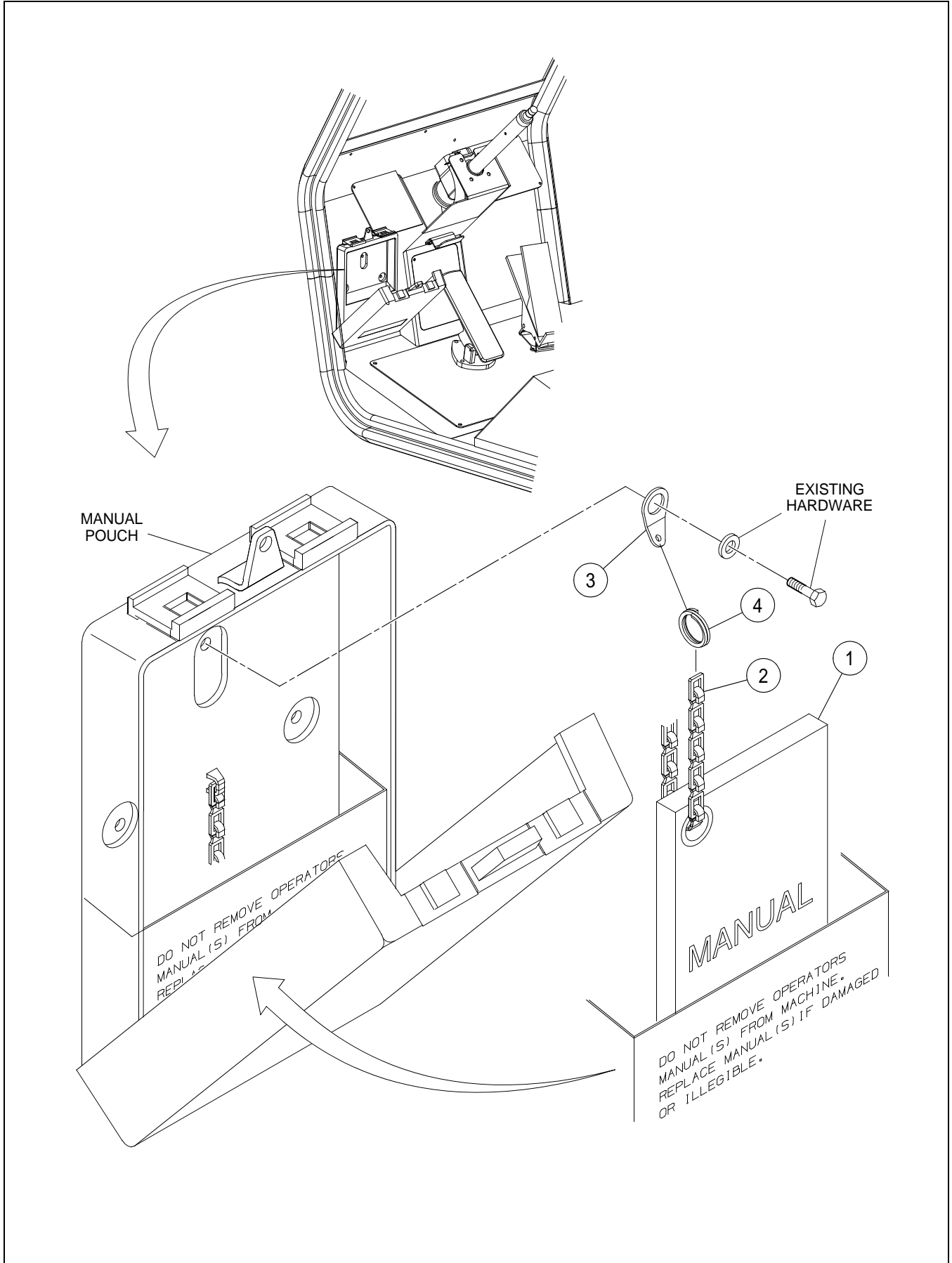
VANDAL COVER INSTALLATION - OPTIONAL

BOM 13300116

| ITEM | COMM. NO. | DESCRIPTION | QTY | DIMENSIONS/NOTES |
|------|-----------|------------------------|-----|------------------|
| 1 | 13308010 | Lockplate (Not Shown) | 1 | |
| 2 | 59148569 | HSBHCS | 2 | M5 x 0.8 x 12 |
| 3 | 13307996 | Vandal Cover Plate, LH | 1 | |
| 4 | 13308002 | Vandal Cover Plate, RH | 1 | |
| 5 | 96745906 | Wing Screw | 2 | |

SAFETY LABEL MANUAL INSTALLATION

Dwg D13345699/00



SAFETY LABEL MANUAL INSTALLATION

BOM 13345699

| ITEM | COMM. NO. | DESCRIPTION | QTY | DIMENSIONS/NOTES |
|------|-----------|---------------------|-----|------------------|
| 1 | 13341466 | Safety Label Manual | 1 | |
| 2 | 58874389 | Plumb Chain | 1 | |
| 3 | 58874397 | Formed Washer | 1 | |
| 4 | 58880303 | Split Ring | 1 | |

*****Always use Ingersoll-Rand Replacement parts!*****

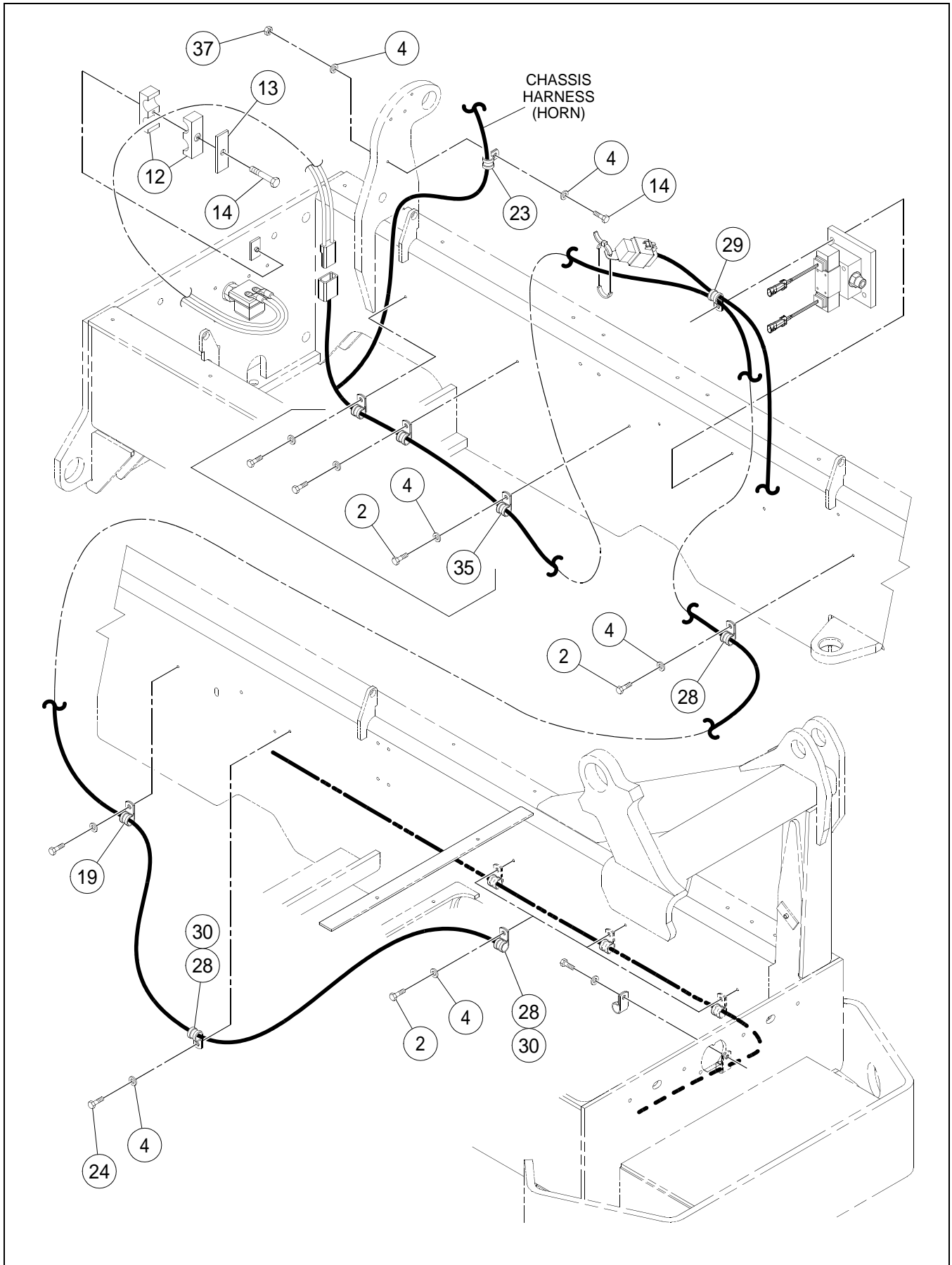


Section E - ELECTRICAL



WIRING HARNESS INSTALLATION - SHEET 1 OF 3

Dwg 13259593/00/01



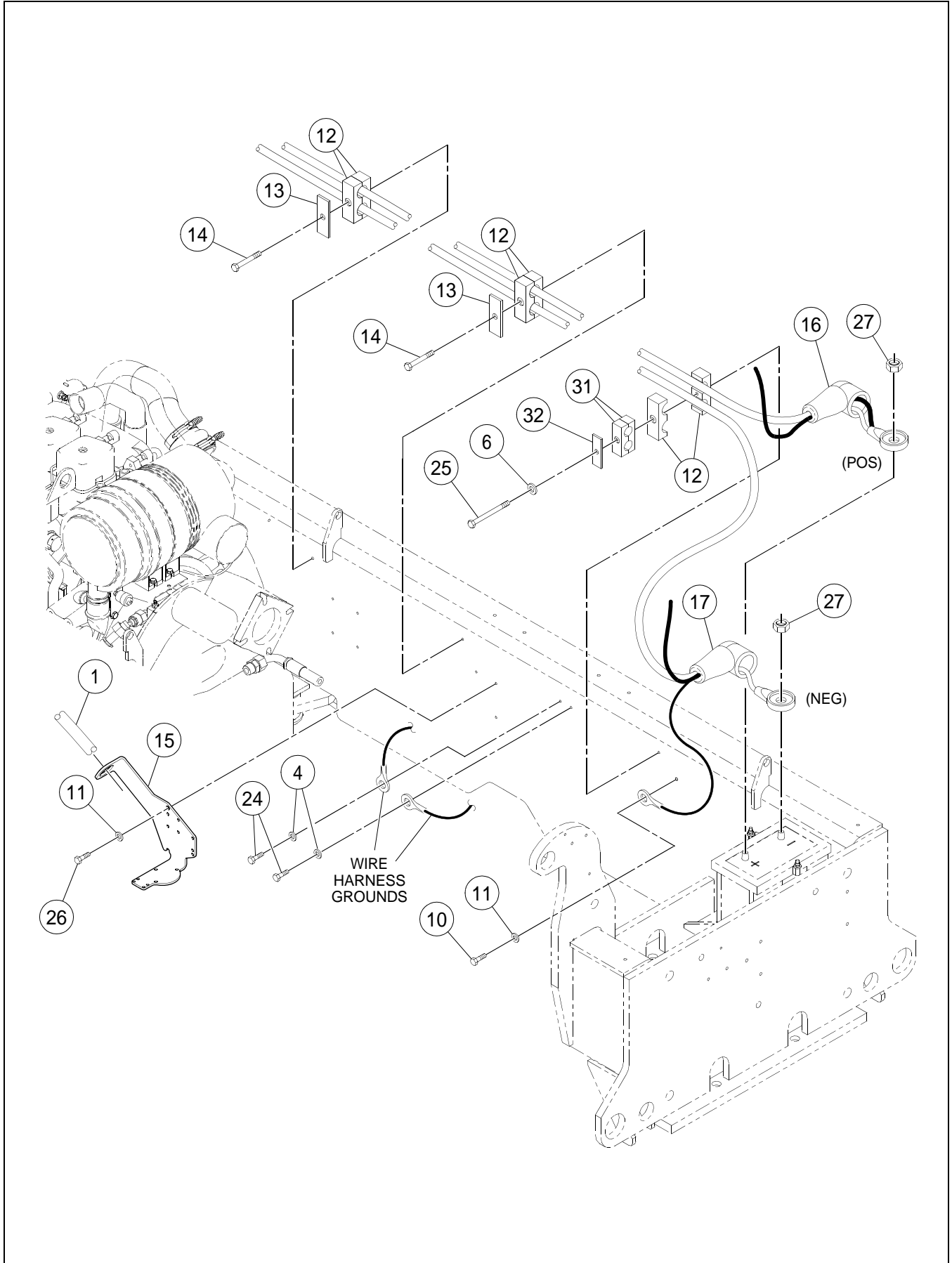
WIRING HARNESS INSTALLATION - SHEET 1 OF 3

BOM 13259437

| ITEM | COMM. NO. | DESCRIPTION | QTY | DIMENSIONS/NOTES |
|------|-----------|-----------------------------------|-----|-----------------------|
| 2 | 96705041 | HHCS, Fully Threaded, Zinc Plated | 8 | M8 x 1.25 x 12 CI 8.8 |
| 4 | 96741038 | Flatwasher, Zinc Plated | 13 | M8 CI 140 |
| 12 | 59583468 | Insert Clamp | 8 | |
| 13 | 59583450 | Cover Plate | 3 | |
| 14 | 96705553 | HHCS, Zinc Plated | 4 | M8 x 1.25 x 45 CI 8.8 |
| 19 | 59020271 | Clamp | 1 | |
| 23 | 59465658 | Clamp | 1 | |
| 24 | 96702816 | HHCS, Fully Threaded, Zinc Plated | 2 | M8 x 1.25 x 16 CI 8.8 |
| 28 | 59020214 | Clamp | 6 | |
| 29 | 59442046 | Clamp | 1 | |
| 30 | 59020222 | Conduit Clamp | 1 | |
| 35 | 59117317 | Clamp | 3 | |
| 37 | 96704606 | Hex Locknut, Zinc Plated | 1 | M8 x 1.25 CI 8 |

WIRING HARNESS INSTALLATION - SHEET 2 OF 3

Dwg 13259593/00/02



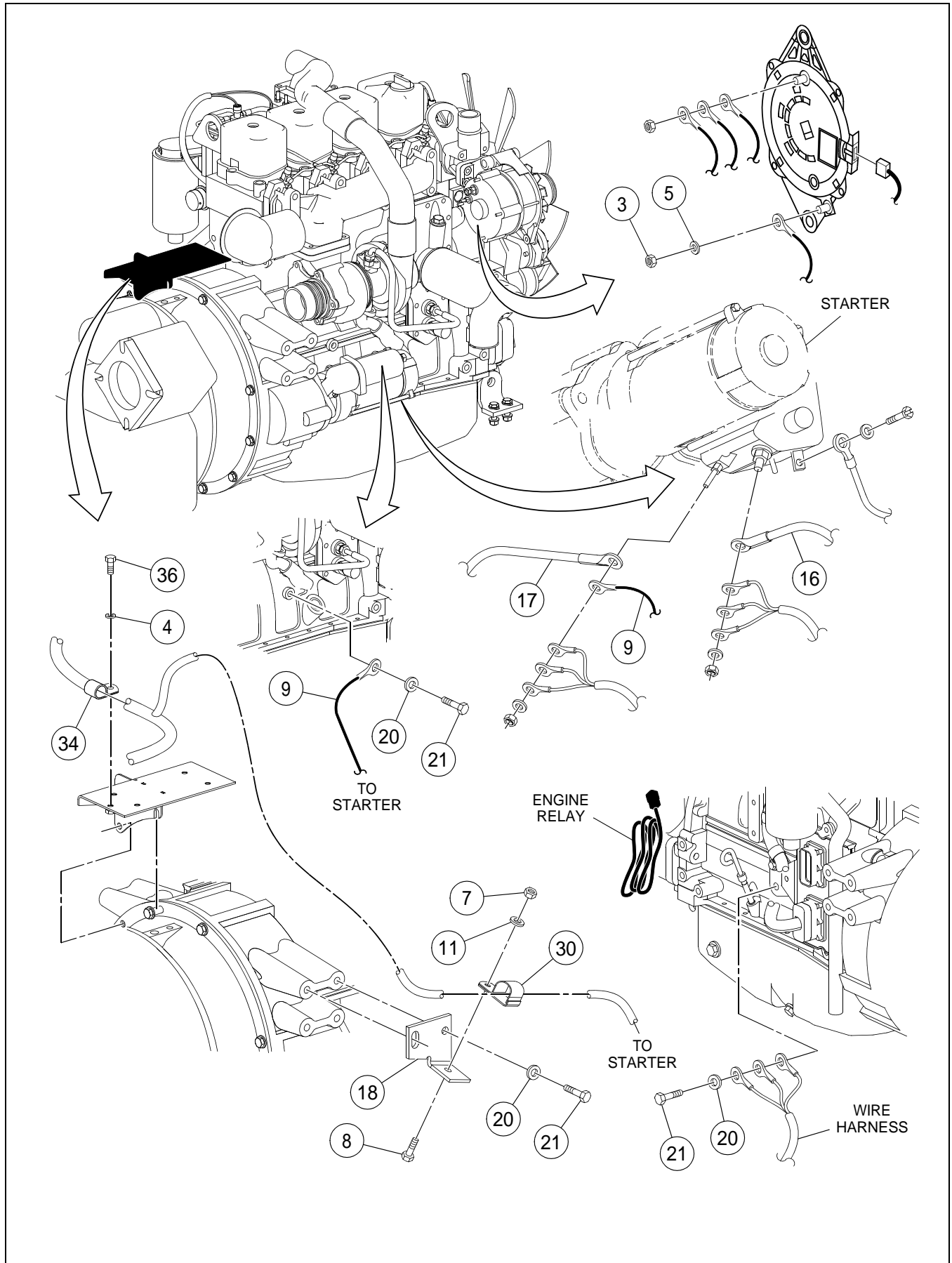
WIRING HARNESS INSTALLATION - SHEET 2 OF 3

BOM 13259437

| ITEM | COMM. NO. | DESCRIPTION | QTY | DIMENSIONS/NOTES |
|------|-----------|---|-----|------------------------|
| 1 | 13856513 | Chassis Wire Harness (Effective S/N 189939, Including S/N 187221, 189750, 189751 and 189752) | 1 | |
| - | 13847140 | Chassis Wire Harness (Prior to S/N 189939 Excluding S/N 187221, 189750, 189751 and 189752) | 1 | |
| - | 13481270 | Chassis Wire Harness (Eff S/N 182443 thru 186428) | 1 | |
| - | 13305552 | Chassis Wire Harness (Prior to S/N 182443) | 1 | |
| - | 59020065 | - Alternator Diode | 1 | |
| - | 58965377 | - Relay | 1 | |
| - | 13305701 | - Diode Assembly | 1 | |
| 4 | 96741038 | Flatwasher, Zinc Plated | 13 | M8 CI 140 |
| 6 | 96712674 | Washer, Zinc Plated | 1 | M8 Hardened CI 10 |
| 10 | 96701479 | HHCS, Fully Threaded, Zinc Plated | 1 | M10 x 1.5 x 16 CI 8.8 |
| 11 | 96741046 | Flatwasher, Zinc Plated (Effective S/N 189939, Including S/N 187221, 189750, 189751 and 189752) | 4 | M10 CI 200 |
| - | 96741046 | Flatwasher, Zinc Plated (Prior to S/N 189939 Excluding S/N 187221, 189750, 189751 and 189752) | 2 | M10 CI 200 |
| 12 | 59583468 | Insert Clamp | 8 | |
| 13 | 59583450 | Cover Plate | 3 | |
| 14 | 96705553 | HHCS, Zinc Plated | 4 | M8 x 1.25 x 45 CI 8.8 |
| 15 | 13856588 | Bracket (Effective S/N 189939, Including S/N 187221, 189750, 189751 and 189752) | 1 | |
| - | 13306501 | Connector Anchor (Prior to S/N 189939 Excluding S/N 187221, 189750, 189751 and 189752) | 1 | |
| 16 | 13337845 | Positive Battery Cable | 1 | |
| 17 | 13337852 | Negative Battery Cable | 1 | |
| 24 | 96702816 | HHCS, Fully Threaded, Zinc Plated | 2 | M8 x 1.25 x 16 CI 8.8 |
| 25 | 96718978 | HHCS, Zinc Plated | 1 | M8 x 1.25 x 80 CI 8.8 |
| 26 | 96702410 | HHCS, Zinc Plated (Effective S/N 189939, Including S/N 187221, 189750, 189751 and 189752) | 2 | M10 x 1.5 x 35 CI 10.9 |
| - | 96702402 | HHCS, Zinc Plated (Prior to S/N 189939 Excluding S/N 187221, 189750, 189751 and 189752) | 1 | M8 x 1.25 x 50 CI 8.8 |
| 27 | 59365130 | Nut | 2 | |
| 31 | 59891002 | Insert Clamp | 2 | |
| 32 | 59583500 | Cover Plate | 1 | |

WIRING HARNESS INSTALLATION - SHEET 3 OF 3

Dwg 13259593/00/03



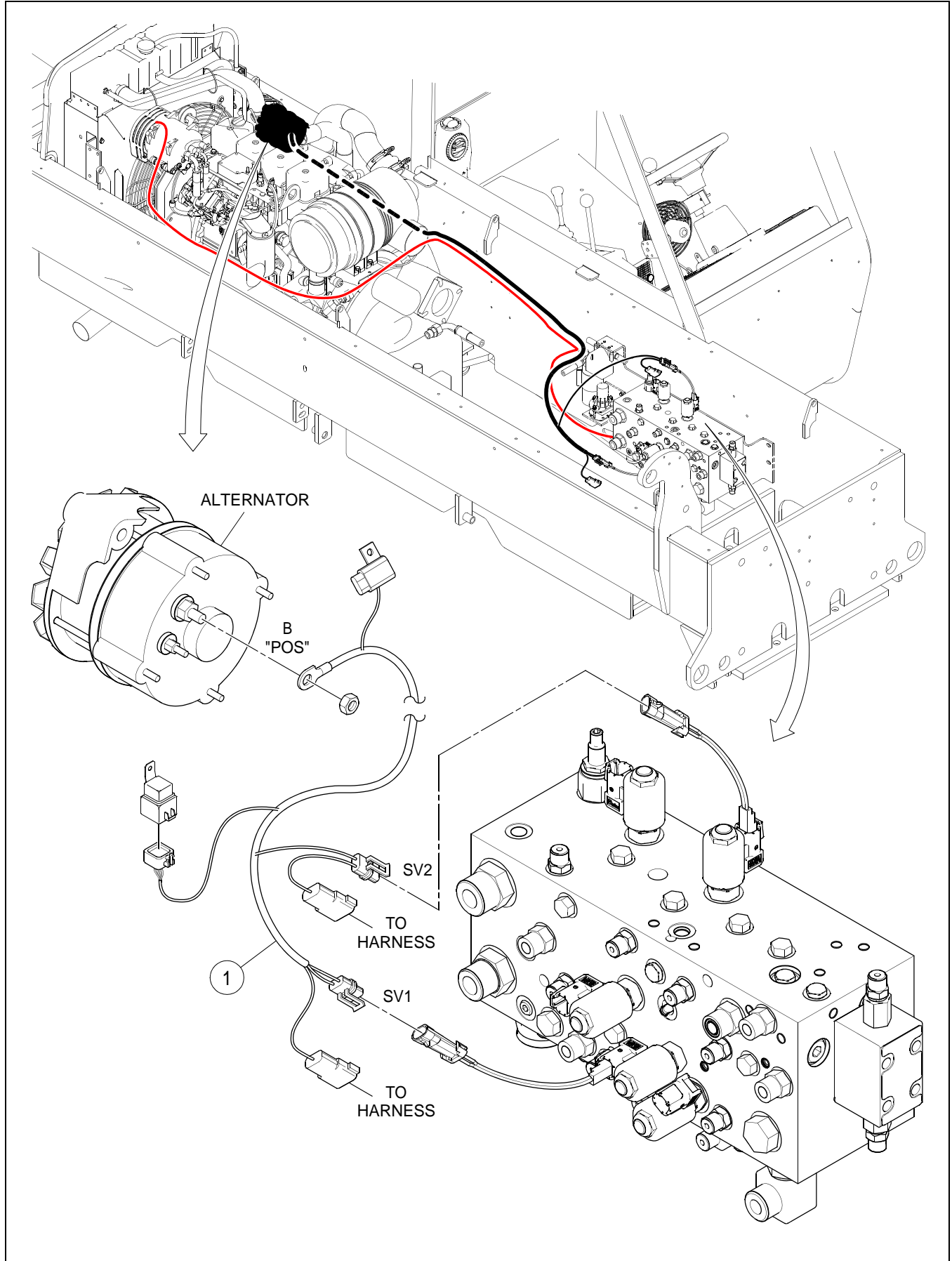
WIRING HARNESS INSTALLATION - SHEET 3 OF 3

BOM 13259437

| ITEM | COMM. NO. | DESCRIPTION | QTY | DIMENSIONS/NOTES |
|------|-----------|---|-----|-----------------------|
| 3 | 96704598 | Hex Locknut, Zinc Plated | 3 | M6 CI 8 |
| 4 | 96741038 | Flatwasher, Zinc Plated | 13 | M8 CI 140 |
| 5 | 96741053 | Flatwasher, Zinc Plated | 1 | M6 CI 200 |
| 7 | 96704812 | Hex Nut, Zinc Plated | 1 | M10 x 1.5 CI 8 |
| 8 | 96702279 | HHCS, Fully Threaded, Zinc Plated | 1 | M10 x 1.5 x 20 CI 8.8 |
| 9 | 13306519 | Ground Jumper Cable | 1 | |
| 11 | 96741046 | Flatwasher, Zinc Plated | 2 | M10 CI 200 |
| 16 | 13337845 | Positive Battery Cable | 1 | |
| 17 | 13337852 | Negative Battery Cable | 1 | |
| 18 | 13306535 | Starter Cable Support | 1 | |
| 20 | 96738596 | Flatwasher, Zinc Plated | 4 | M12 Hardened CI 200 |
| 21 | 59973511 | Capscrew | 4 | |
| 30 | 59020222 | Conduit Clamp | 6 | |
| 33 | 13167812 | Spacer (Effective S/N 189939, Including S/N 187221, 189750, 189751 and 189752) | 2 | |
| - | 59465641 | Clamp (Prior to S/N 189939 Excluding S/N 187221, 189750, 189751 and 189752) (Not Shown) | 1 | |
| 34 | 95457586 | Clamp | 1 | |
| 36 | 96702824 | HHCS, Fully Threaded, Zinc Plated | 1 | M8 x 1.25 x 20 CI 8.8 |

RAS RELAY WIRING HARNESS INSTALLATION

Dwg 13856794/00



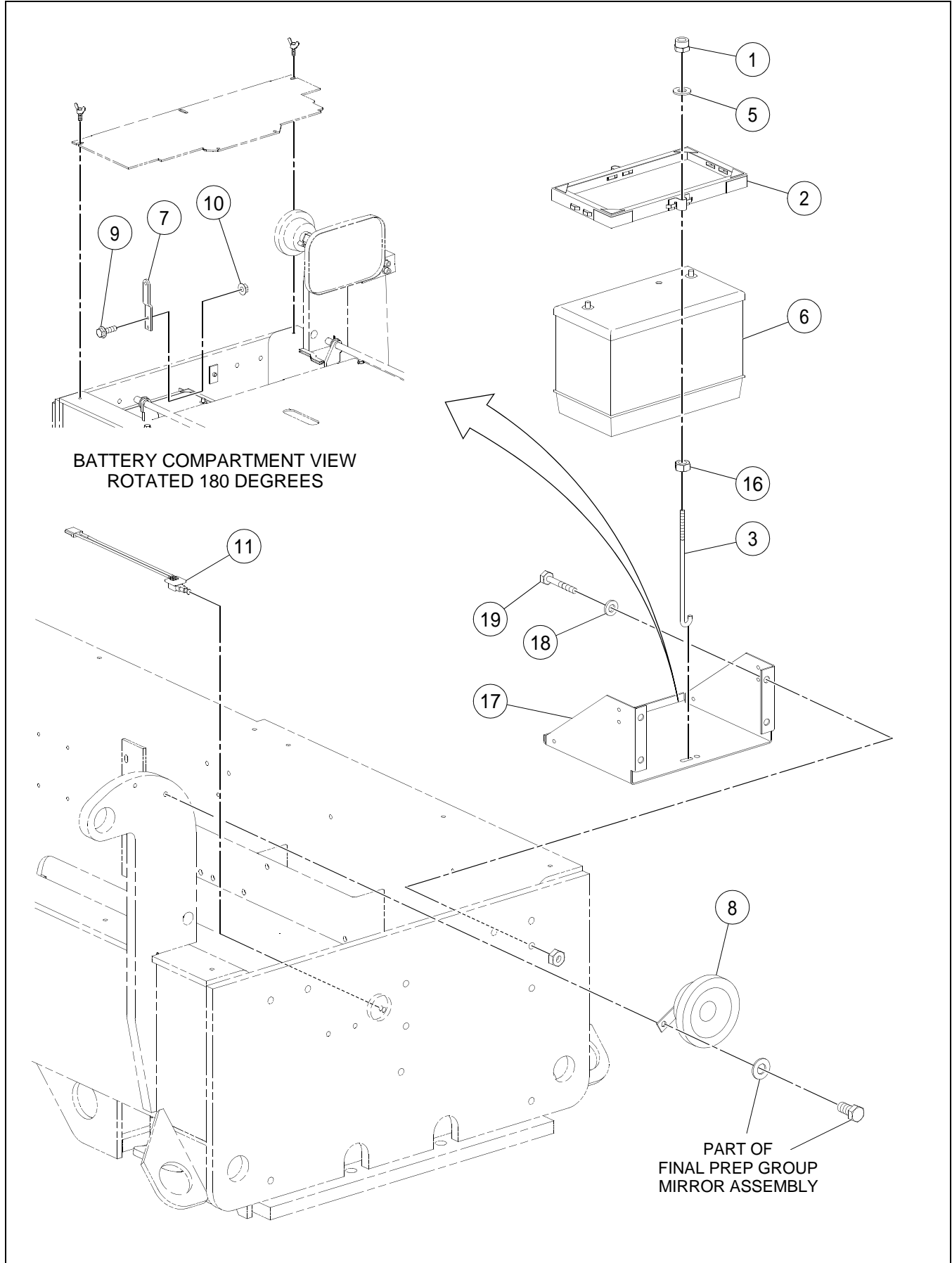
RAS RELAY WIRING HARNESS INSTALLATION

BOM 43824234

| ITEM | COMM. NO. | DESCRIPTION | QTY | DIMENSIONS/NOTES |
|------|-----------|-------------------|-----|------------------|
| 1 | 13856786 | RAS Relay Harness | 1 | |

SINGLE BATTERY AND HORN INSTALLATION

Dwg D13243589/02



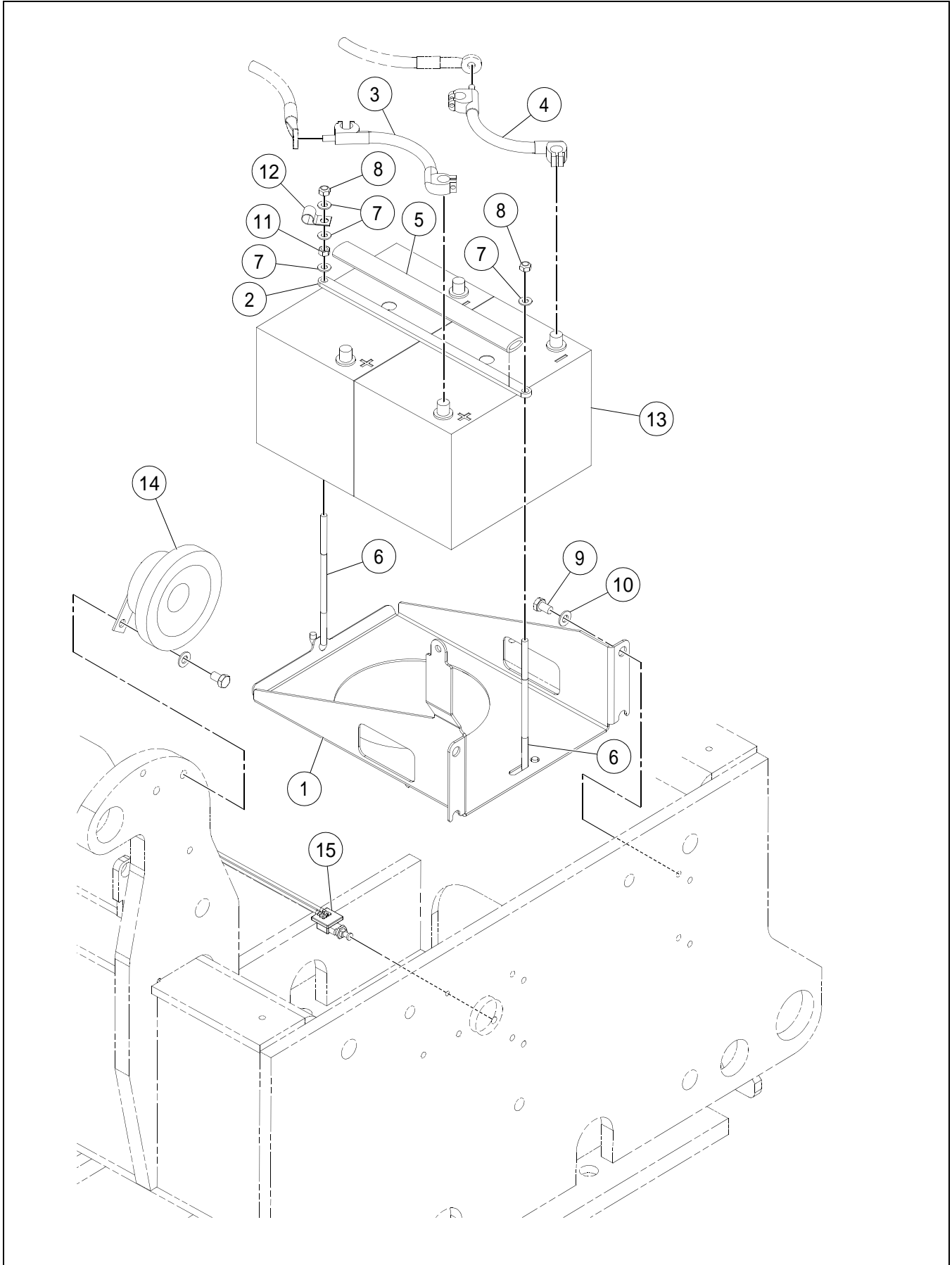
SINGLE BATTERY AND HORN INSTALLATION

BOM 13243589

| ITEM | COMM. NO. | DESCRIPTION | QTY | DIMENSIONS/NOTES |
|------|-----------|-----------------------------------|-----|-----------------------|
| 1 | 96704606 | Hex Locknut, Zinc Plated | 2 | M8 x 1.25 CI 8 |
| 2 | 59181875 | Battery Hold Down | 1 | |
| 3 | 54516836 | J-hook | 2 | |
| 5 | 96741038 | Flatwasher | 2 | M8 x 1.25 CI 200 |
| 6 | 59436931 | Battery | 1 | |
| 7 | 59299123 | Vandal Resistant Battery Tab | 1 | |
| 8 | 43802339 | Horn (Effective with S/N 191616) | 1 | |
| - | 13111422 | Horn (Prior to S/N 191616) | 1 | |
| 9 | 96719190 | HHCS, Zinc Plated | 2 | M6 x 1.0 x 20 CI 90 |
| 10 | 96704176 | Locknut, Zinc Plated | 2 | M6 x 1.0 CI 8 |
| 11 | 59112011 | Switch | 1 | |
| 16 | 96701370 | Nut, Zinc Plated | 2 | M8 x 1.25 CI 8 |
| 17 | 59265827 | Battery Tray | 1 | |
| 18 | 96741046 | Flatwasher, Zinc Plated | 4 | M10 CI 200 |
| 19 | 96701479 | HHCS, Fully Threaded, Zinc Plated | 4 | M10 x 1.5 x 16 CI 8.8 |

DUAL BATTERY AND HORN INSTALLATION

Dwg 13482724/00



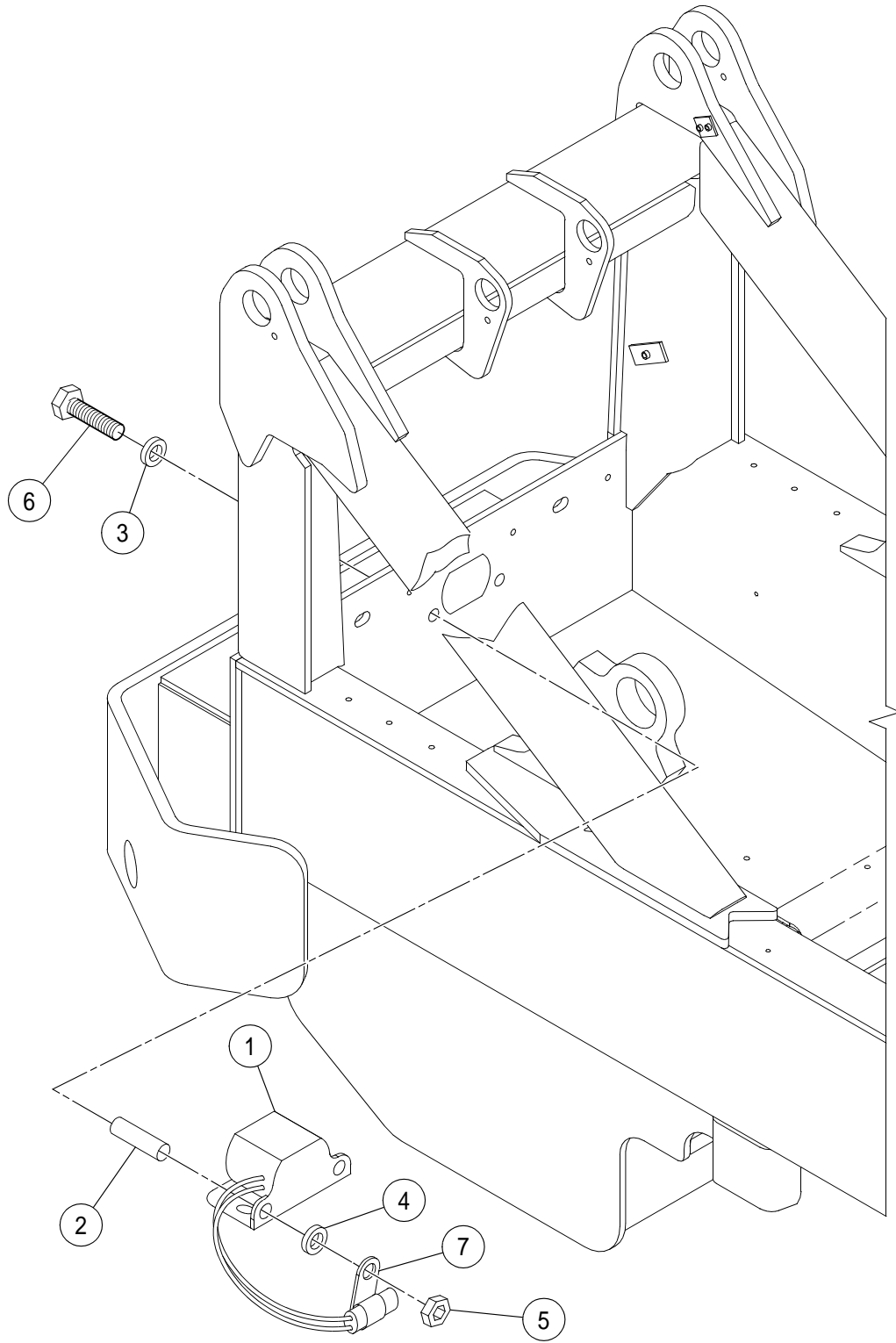
DUAL BATTERY AND HORN INSTALLATION

BOM 13482724

| ITEM | COMM. NO. | DESCRIPTION | QTY | DIMENSIONS/NOTES |
|------|-----------|-----------------------------------|-----|-----------------------|
| 1 | 13481809 | Dual Battery Tray | 1 | |
| 2 | 13481817 | Dual Battery Hold Down | 1 | |
| 3 | 13442918 | Dual Battery Jumper, Positive | 1 | |
| 4 | 13442926 | Dual Battery Jumper, Negative | 1 | |
| 5 | 59135681 | Hose J-Hook Cover | 1 | |
| 6 | 13323274 | J-Hook | 2 | |
| 7 | 96741038 | Flatwasher | 4 | M8 x 1.25 CI 200 |
| 8 | 96705009 | Locknut, Zinc Plated | 2 | M8 x 1.25 CI 8 |
| 9 | 96701479 | HHCS, Fully Threaded, Zinc Plated | 4 | M10 x 1.5 x 16 CI 8.8 |
| 10 | 96741046 | Flatwasher, Zinc Plated | 4 | M10 CI 200 |
| 11 | 96701370 | Nut, Zinc Plated | 1 | M8 x 1.25 CI 8 |
| 12 | 59103598 | Clamp | 1 | |
| 13 | 13413471 | Battery | 2 | |
| 14 | 43802339 | Horn (Effective with S/N 191616) | 1 | |
| - | 13111422 | Horn (Prior to S/N 191616) | 1 | |
| 15 | 59112011 | Switch Assembly | 1 | |

BACKUP ALARM INSTALLATION

Dwg D13300249/00



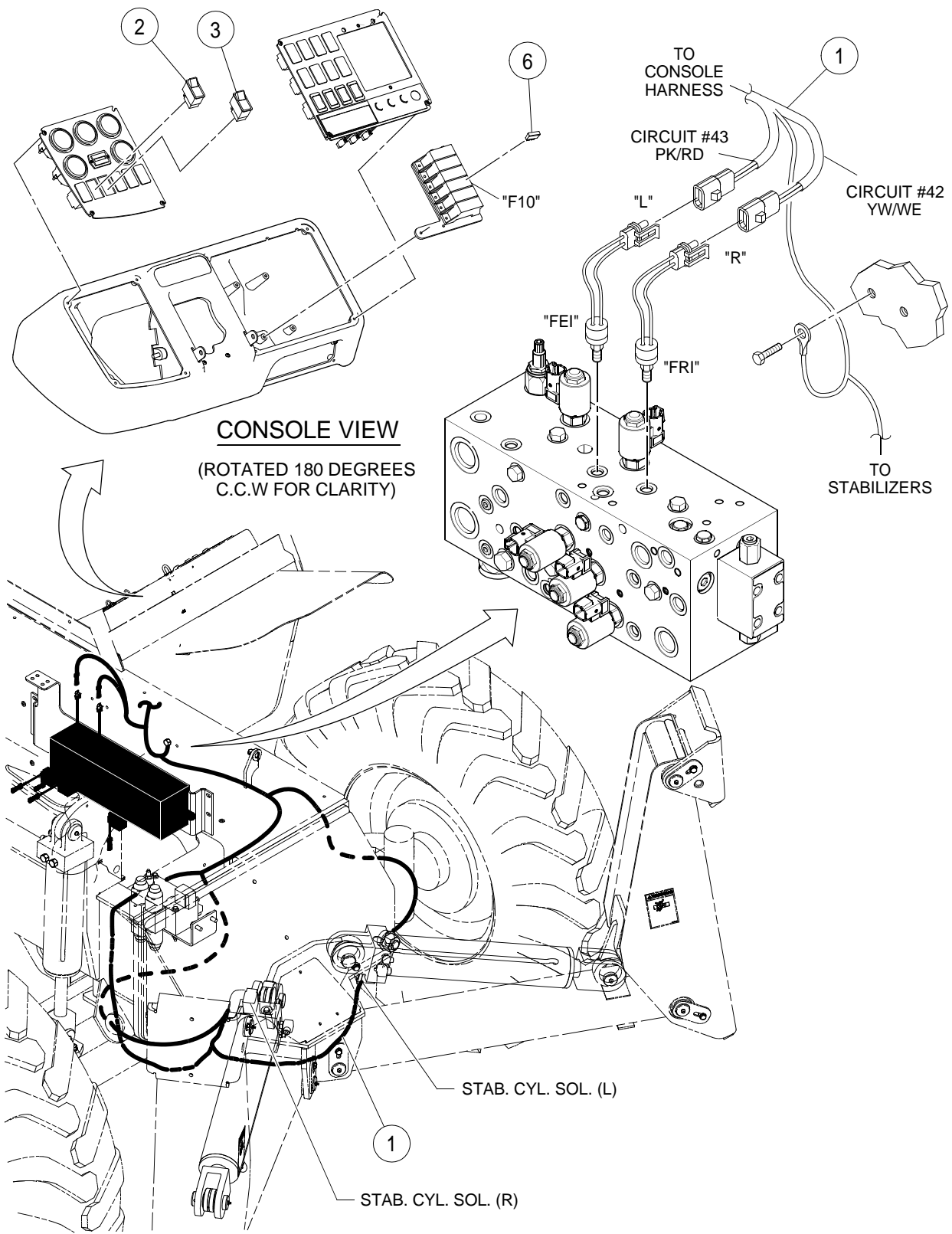
BACKUP ALARM INSTALLATION

BOM 13300249

| ITEM | COMM. NO. | DESCRIPTION | QTY | DIMENSIONS/NOTES |
|------|-----------|--------------------------|-----|------------------------|
| 1 | 13273362 | Backup Alarm Assembly | 1 | |
| - | 13273354 | - Backup Alarm | 1 | |
| - | 59436865 | - Electrical Receptacle | 1 | |
| 2 | 59264820 | Bracket Spacer | 2 | |
| 3 | 96741038 | Flatwasher | 2 | M8 x 1.25 CI 200 |
| 4 | 59887182 | Flatwasher | 2 | Hardened |
| 5 | 96704606 | Hex Locknut, Zinc Plated | 2 | M8 x 1.25 CI 8 |
| 6 | 96726435 | HHCS, Zinc Plated | 2 | M8 x 1.25 x 100 CI 8.8 |
| 7 | 59103598 | Clamp | 1 | |

STABILIZER ASSEMBLY ELECTRICAL KIT - EFF S/N 189939,
 INC S/N 187221, 189750, 189751 AND 189752 - OPTIONAL

Dwg 18006049/00



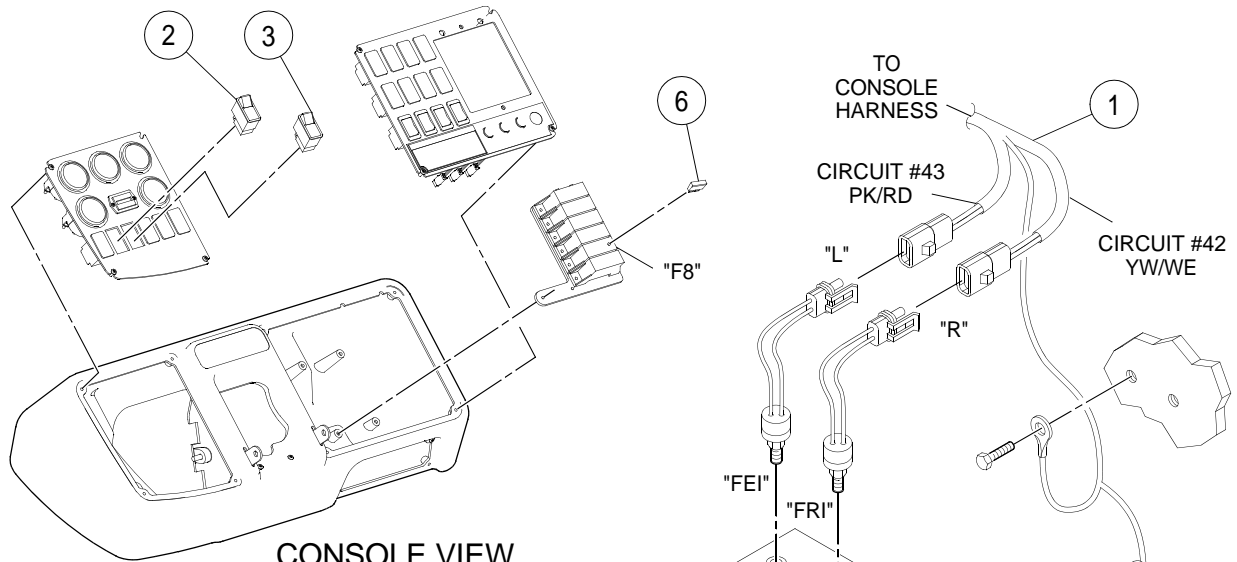
STABILIZER ASSEMBLY ELECTRICAL KIT - EFF S/N 189939,
INC S/N 187221, 189750, 189751 AND 189752 - OPTIONAL

BOM 18006049

| ITEM | COMM. NO. | DESCRIPTION | QTY | DIMENSIONS/NOTES |
|------|-----------|--------------------------|-----|------------------|
| 1 | 13306659 | Stabilizer Harness | 1 | |
| 2 | 13280086 | Stabilizer Switch, Left | 1 | |
| 3 | 13280094 | Stabilizer Switch, Right | 1 | |
| 6 | 59325712 | Fuse | 1 | 10 Amp |

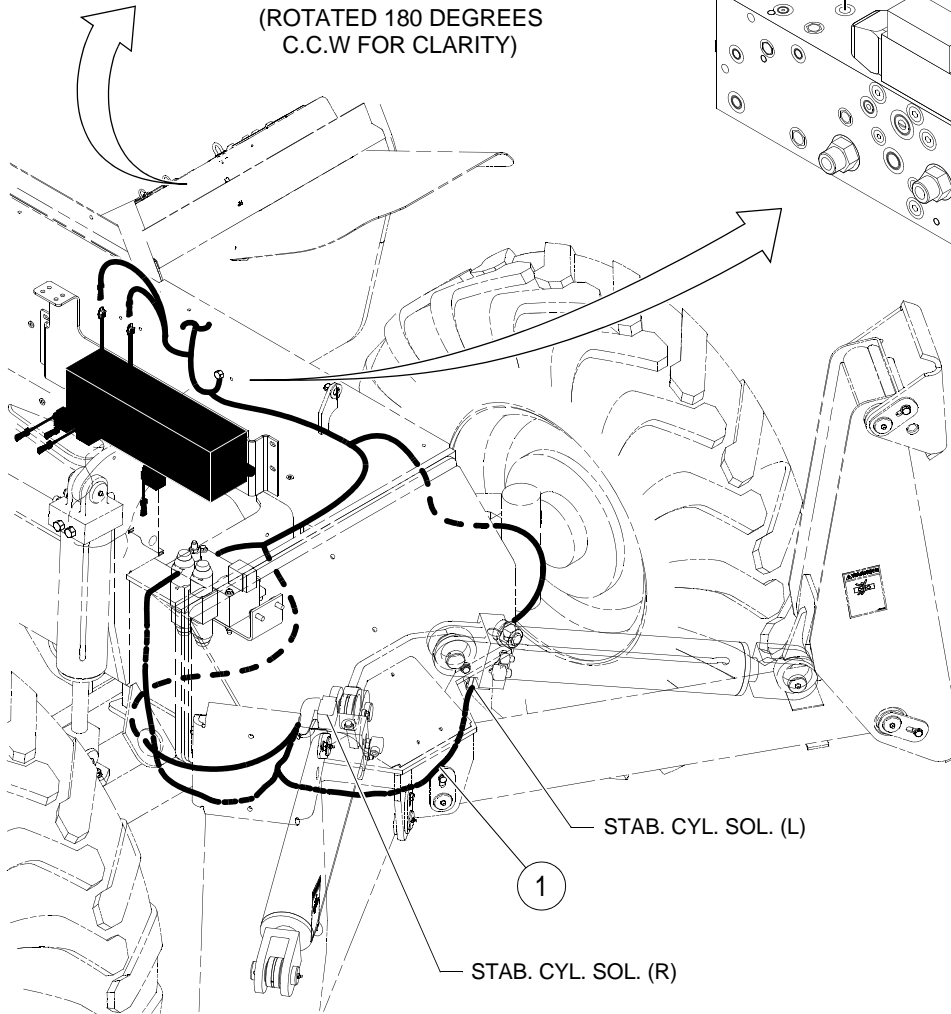
STABILIZER ASSEMBLY ELECTRICAL KIT - PRIOR TO S/N
 189939 EXC S/N 187221, 189750, 189751, 189752 - OPTION

Dwg D13280151/00



CONSOLE VIEW

(ROTATED 180 DEGREES
 C.C.W FOR CLARITY)



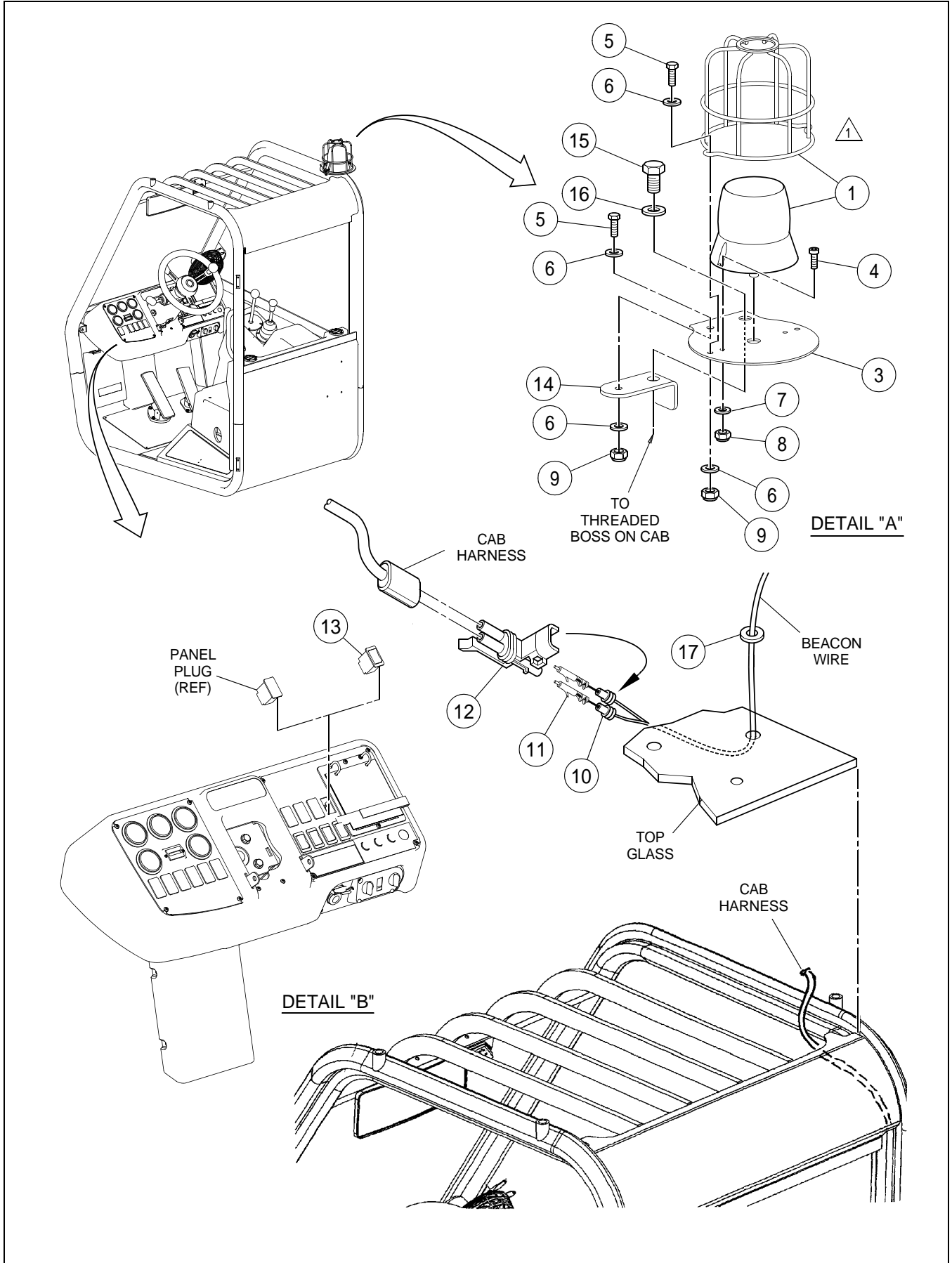
STABILIZER ASSEMBLY ELECTRICAL KIT - PRIOR TO S/N
 189939 EXC S/N 187221, 189750, 189751, 189752 - OPTION

BOM 13280151

| ITEM | COMM. NO. | DESCRIPTION | QTY | DIMENSIONS/NOTES |
|------|-----------|-------------------------|-----|------------------|
| 1 | 13306659 | Stabilizer Wire Harness | 1 | |
| 2 | 13280086 | Stabilizer Switch, LH | 1 | |
| 3 | 13280094 | Stabilizer Switch, RH | 1 | |
| 6 | 59325712 | Fuse | 1 | 10 Amp |

BEACON LIGHT INSTALLATION - OPTIONAL

Dwg 13267554/01



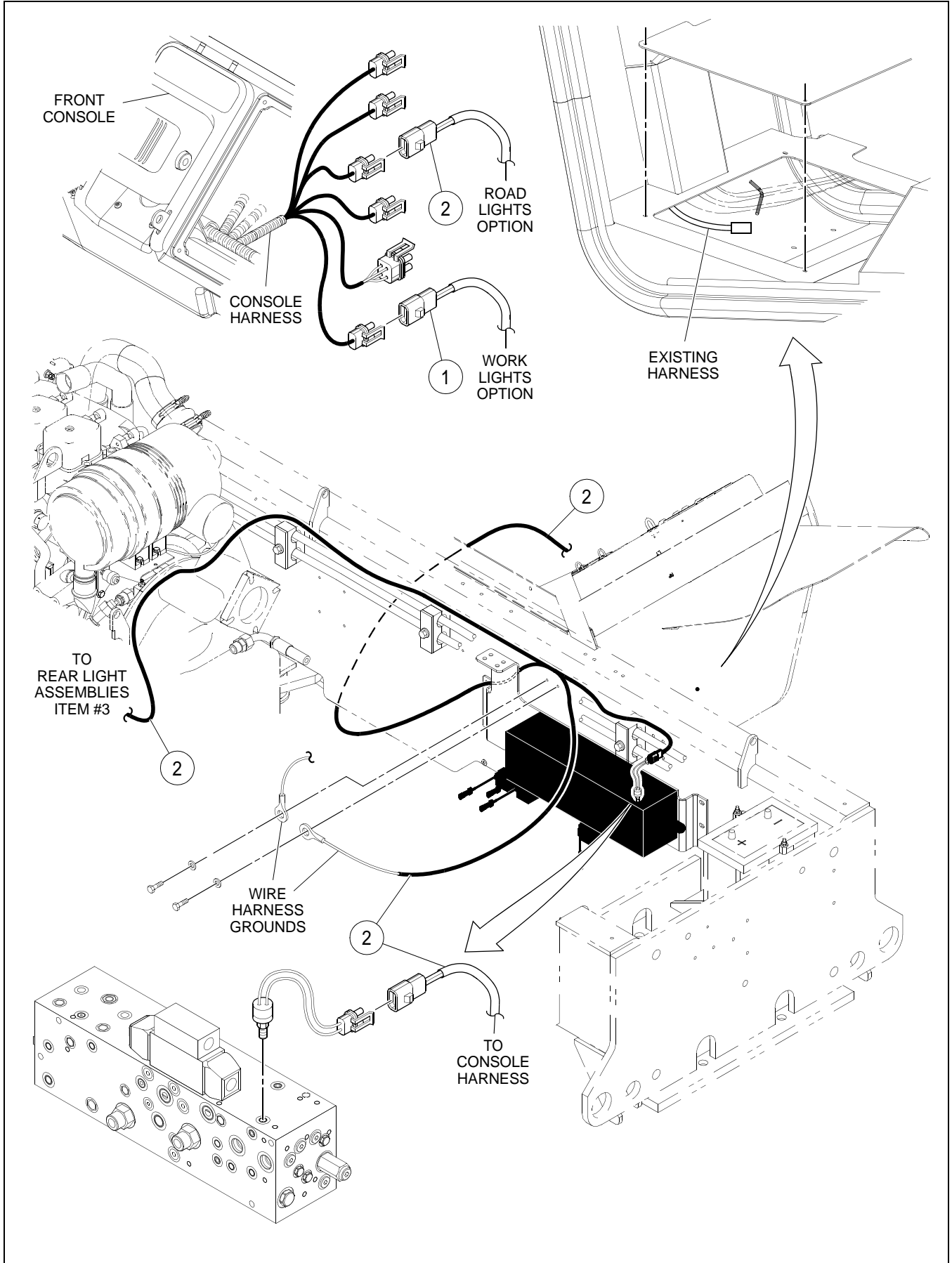
BEACON LIGHT INSTALLATION - OPTIONAL

BOM 13267554

| ITEM | COMM. NO. | DESCRIPTION | QTY | DIMENSIONS/NOTES |
|------|-----------|-----------------------------------|-----|-----------------------|
| 1 | 59154732 | Strobe Light | 1 | |
| - | 59194332 | - Amber Lens | 1 | |
| - | 59194340 | - Strobe | 1 | |
| 3 | 13295852 | Beacon Light Mounting Plate | 1 | |
| 4 | 96703012 | SHCS | 2 | M6 x 20 CI 8.8 |
| 5 | 96702659 | HHCS, Fully Threaded, Zinc Plated | 3 | M8 x 1.25 x 25 CI 8.8 |
| 6 | 96741038 | Flatwasher | 6 | M8 x 1.25 CI 200 |
| 7 | 96741053 | Flatwasher, Zinc Plated | 2 | M6 CI 200 |
| 8 | 96714423 | Locknut, Zinc Plated | 2 | M6 CI 8 |
| 9 | 96705009 | Locknut, Zinc Plated | 3 | M8 x 1.25 CI 8 |
| 10 | 59854877 | Cable Seal | 1 | |
| 11 | 59854828 | Male Pin | 1 | |
| 12 | 59854943 | Connector | 1 | |
| 13 | 54688619 | Beacon Light Switch | 1 | |
| 14 | 13300215 | Light Bracket Plate | 1 | |
| 15 | 95919775 | HHCS, Zinc Plated | 1 | 5/8 x 11 x 1 Grd 8 |
| 16 | 95922266 | Flatwasher, Zinc Plated | 1 | 9/16 |
| 17 | 13195821 | Grommet | 1 | |

ROAD/WORK/BOOM LIGHTS INSTALLATION - OPTIONAL -
SHEET 1 OF 2

Dwg C13265269/00/01



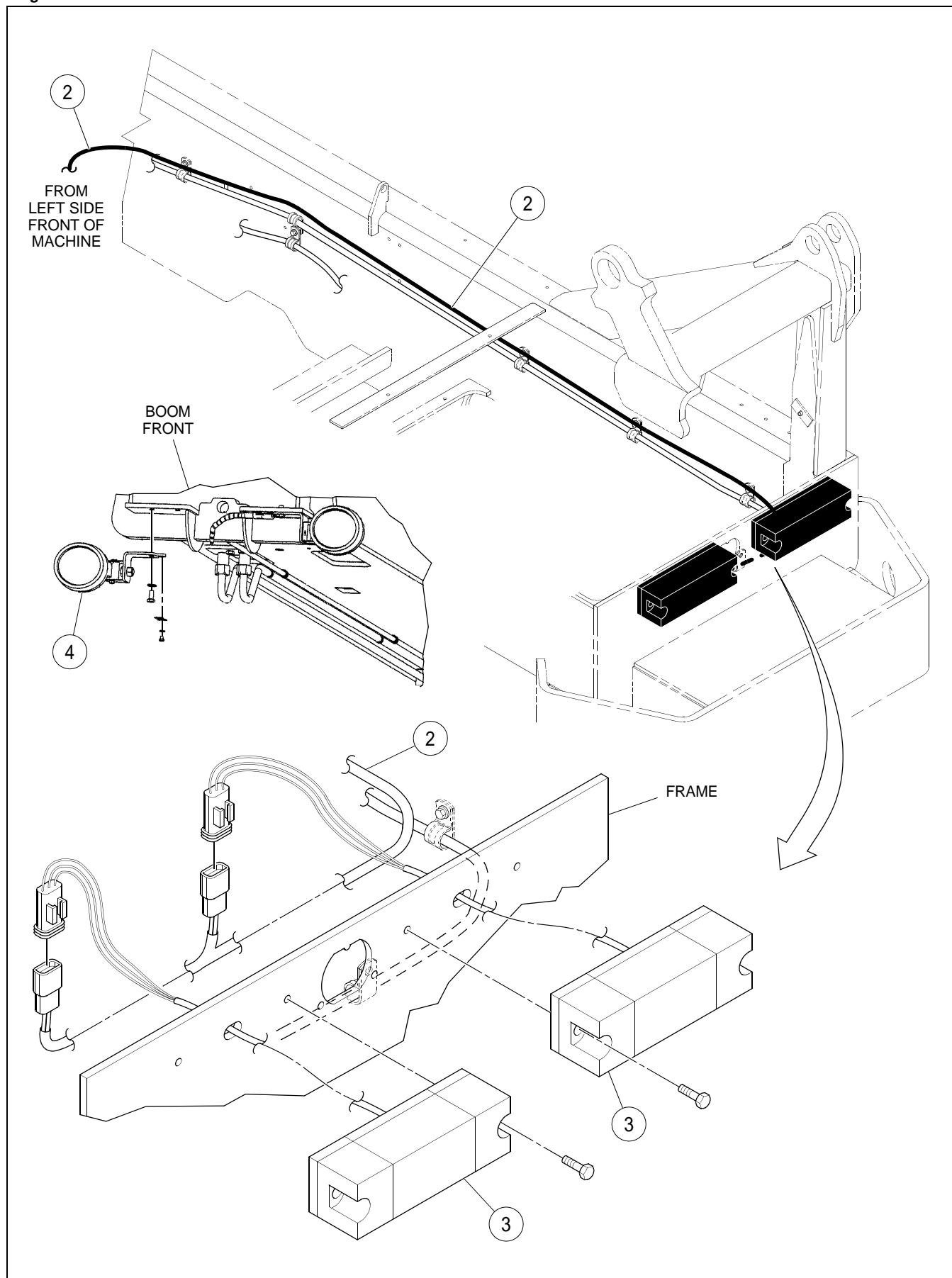
ROAD/WORK/BOOM LIGHTS INSTALLATION - OPTIONAL -
SHEET 1 OF 2

BOM 13484118, 13265269

| ITEM | COMM. NO. | DESCRIPTION | QTY | DIMENSIONS/NOTES |
|------|-----------|-------------------------|-----|------------------|
| 1 | NSVA | Worklights Installation | 1 | See Page E - 26. |
| 2 | 13305636 | Roadlights Wire Harness | 1 | |

ROAD/WORK/BOOM LIGHTS INSTALLATION - OPTIONAL - SHEET 2 OF 2

Dwg C13265269/00/02



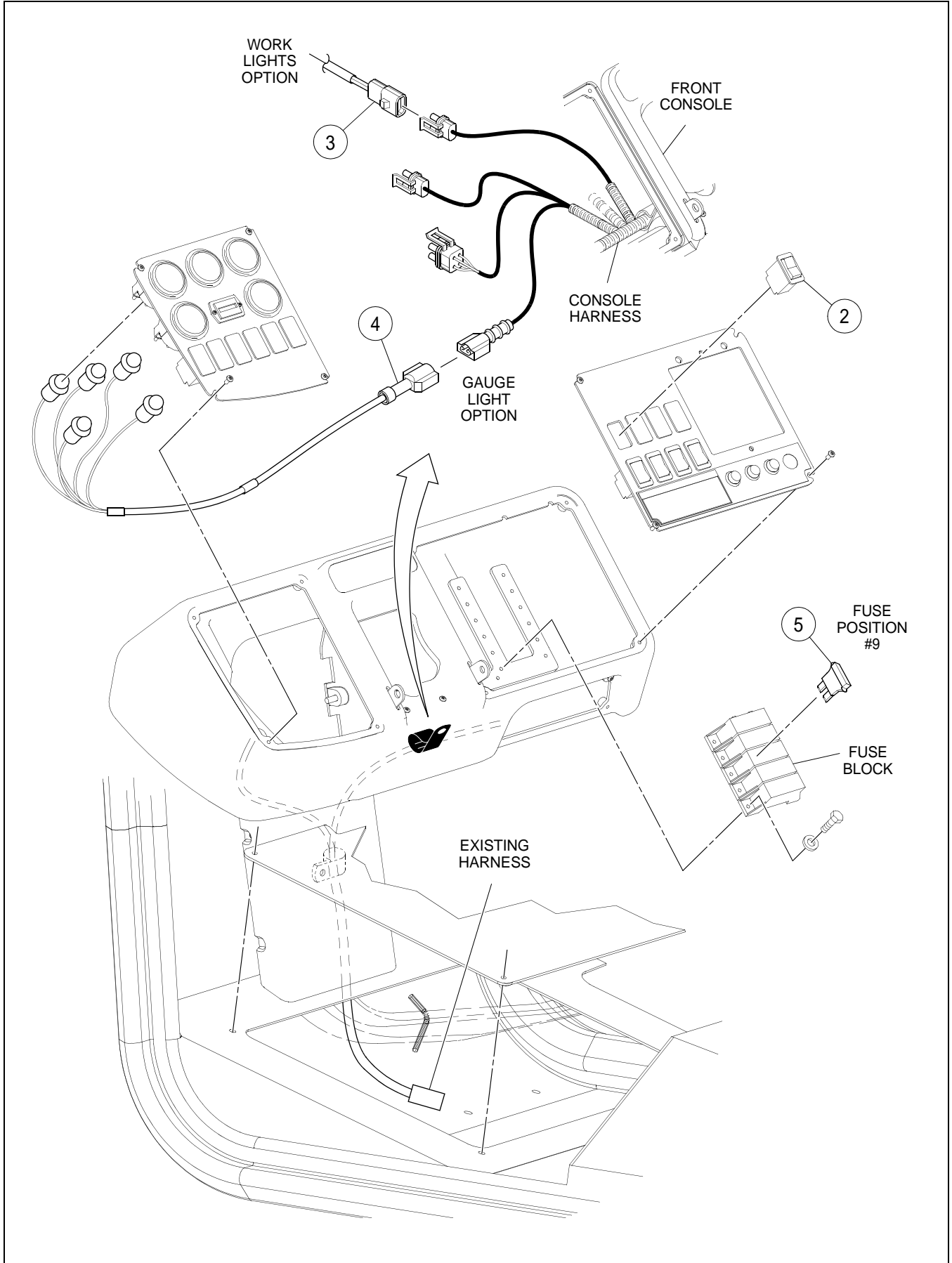
ROAD/WORK/BOOM LIGHTS INSTALLATION - OPTIONAL -
SHEET 2 OF 2

BOM 13484118, 13265269

| ITEM | COMM. NO. | DESCRIPTION | QTY | DIMENSIONS/NOTES |
|------|-------------|--------------------------------------|----------|-------------------------|
| 2 | 13305636 | Roadlights Wire Harness | 1 | |
| 3 | NSVA | Stop/Turn Signal Installation | 1 | See Page E - 32. |
| 4 | NSVA | Boom Lights Installation | 1 | See Page E - 36. |

WORKLIGHTS INSTALLATION - OPTIONAL - SHEET 1 OF 3

Dwg 13265244/0c/01



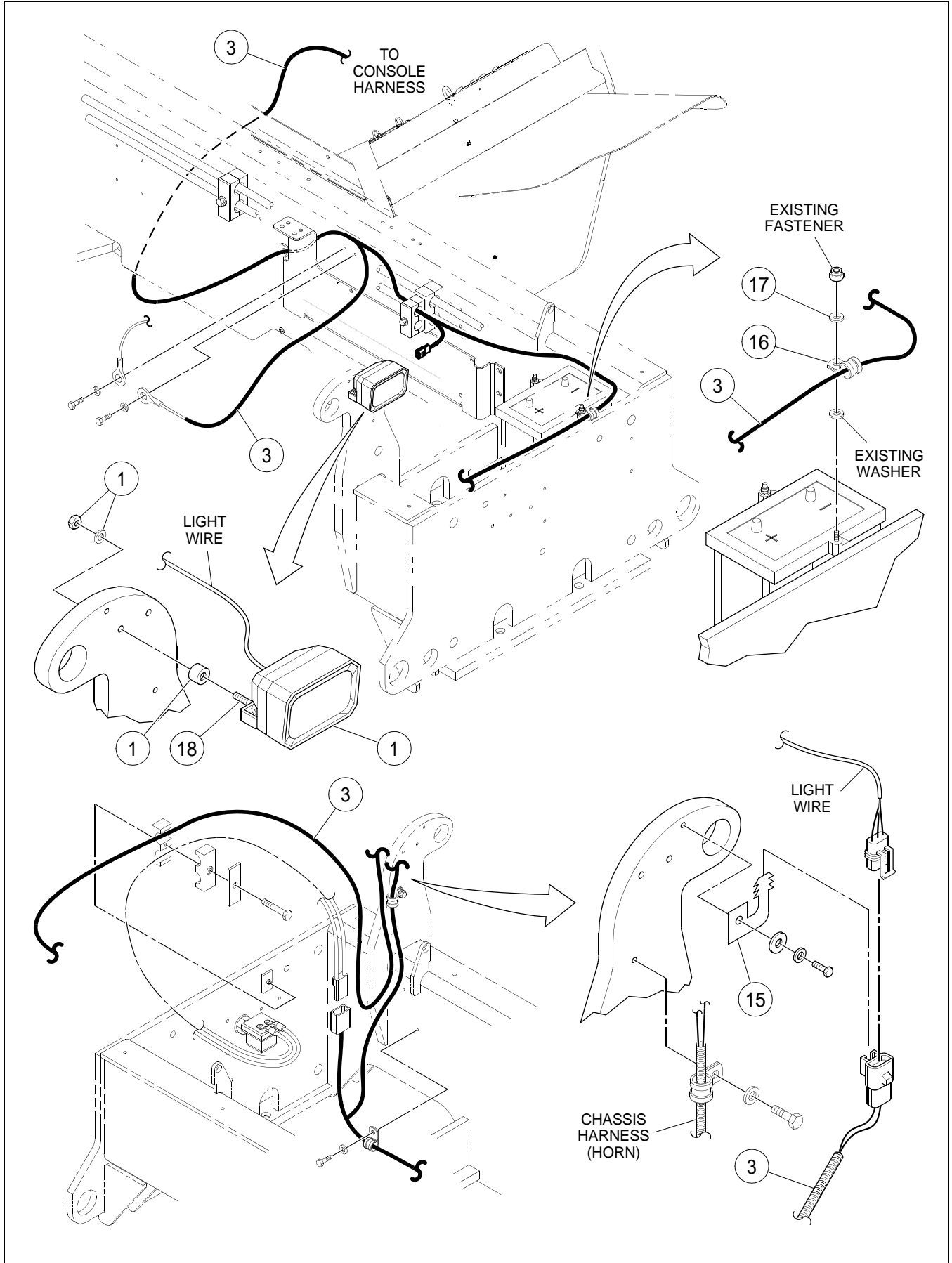
WORKLIGHTS INSTALLATION - OPTIONAL - SHEET 1 OF 3

BOM 13265244

| ITEM | COMM. NO. | DESCRIPTION | QTY | DIMENSIONS/NOTES |
|------|-----------|---------------------------|-----|------------------|
| 2 | 13197108 | Worklights Switch | 1 | |
| 3 | 13306642 | Front Light Wire Harness | 1 | |
| 4 | 59149088 | Gauge Lights Wire Harness | 1 | |
| 5 | 59398016 | Fuse | 1 | 20 Amp |

WORKLIGHTS INSTALLATION - OPTIONAL - SHEET 2 OF 3

Dwg 13265244/0c/02



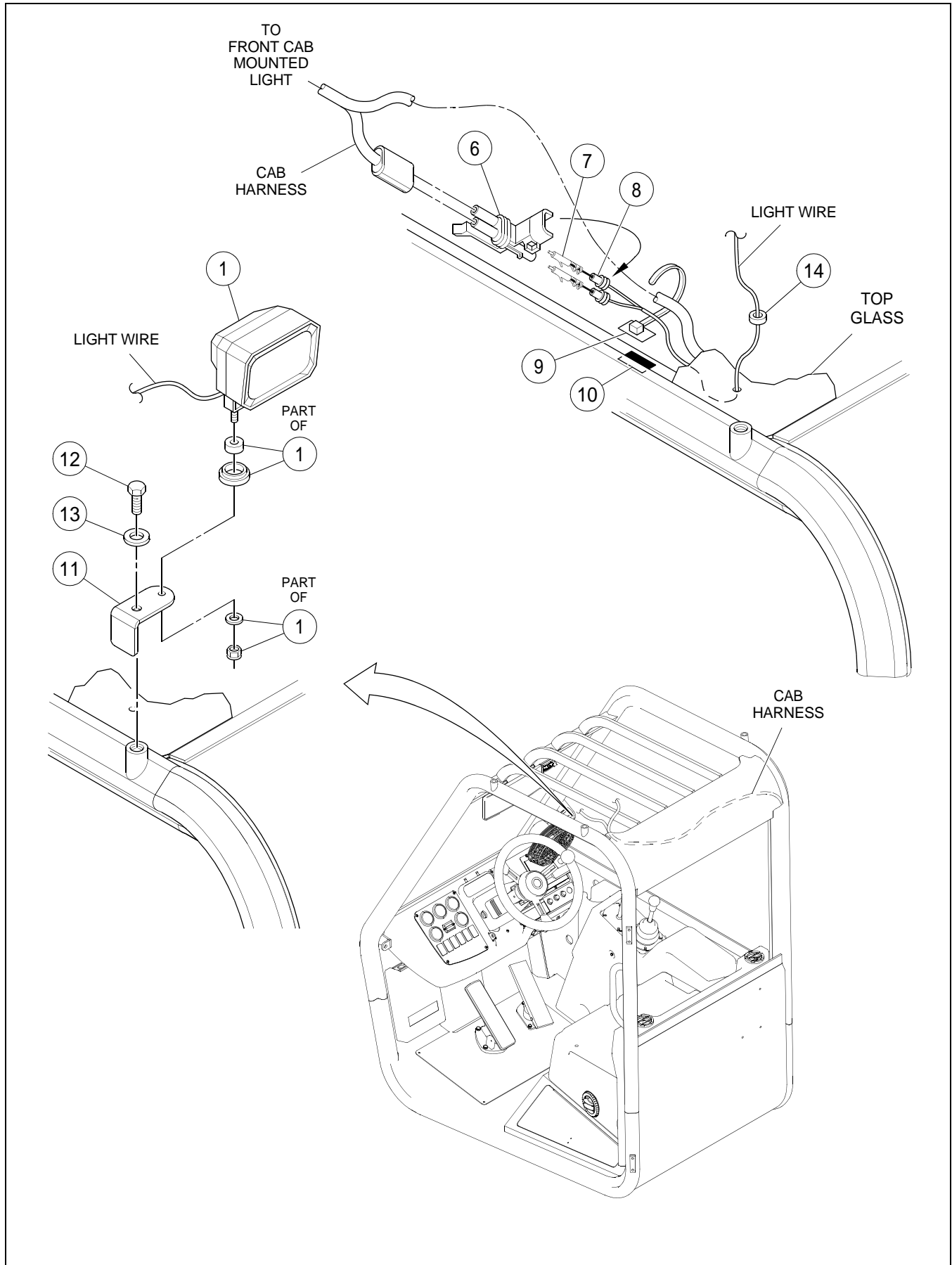
WORKLIGHTS INSTALLATION - OPTIONAL - SHEET 2 OF 3

BOM 13265244

| ITEM | COMM. NO. | DESCRIPTION | QTY | DIMENSIONS/NOTES |
|------|-----------|--------------------------|-----|------------------------|
| 1 | 43804483 | Work Lamp | 3 | |
| 3 | 13306642 | Front Light Wire Harness | 1 | |
| 15 | 59050740 | Connector Clip | 1 | |
| 16 | 59117309 | Clamp | 1 | |
| 17 | 96741038 | Flatwasher | 1 | M8 x 1.25 CI 200 |
| 18 | 96728142 | HHCS, Zinc Plated | 1 | M8 x 1.25 x 55 CI 10.9 |

WORKLIGHTS INSTALLATION - OPTIONAL - SHEET 3 OF 3

Dwg 13265244/0c/03



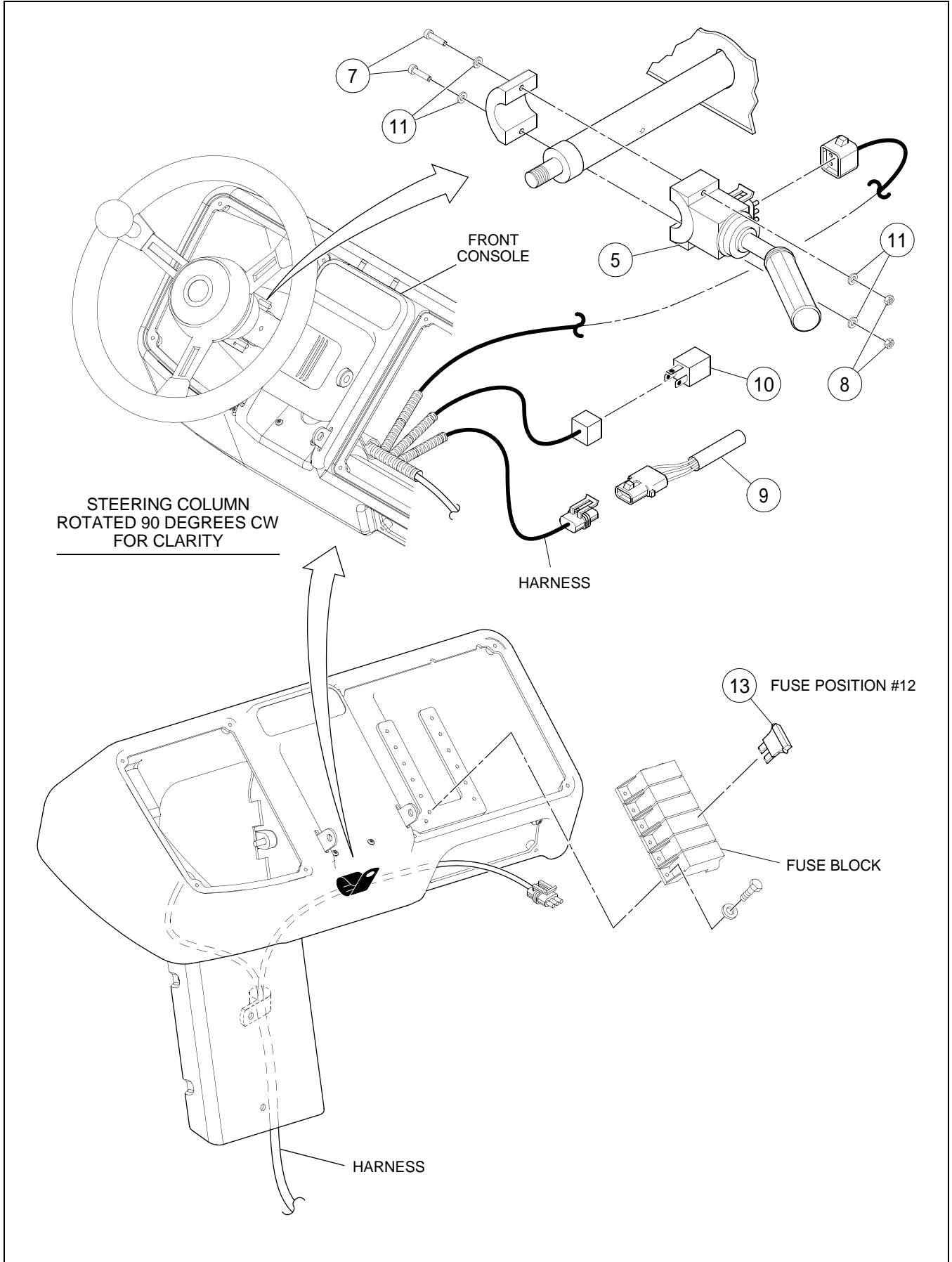
WORKLIGHTS INSTALLATION - OPTIONAL - SHEET 3 OF 3

BOM 13265244

| ITEM | COMM. NO. | DESCRIPTION | QTY | DIMENSIONS/NOTES |
|------|-----------|-------------------------|-----|--------------------|
| 1 | 43804483 | Work Lamp | 3 | |
| 6 | 59854943 | Connector | 3 | |
| 7 | 59854828 | Male Pin | 6 | |
| 8 | 59854877 | Cable Seal | 6 | |
| 9 | 95373973 | Wire Tie | A/R | |
| 10 | 59670554 | Adhesive | A/R | |
| 11 | 13300215 | Light Bracket Plate | 2 | |
| 12 | 95919775 | HHCS, Zinc Plated | 2 | 5/8 x 11 x 1 Grd 8 |
| 13 | 95922266 | Flatwasher, Zinc Plated | 2 | 9/16 |
| 14 | 13195821 | Grommet | 2 | |

STOP/TURN SIGNAL INSTALLATION - OPTIONAL - SHEET 1
OF 2

Dwg C13300488/00/01



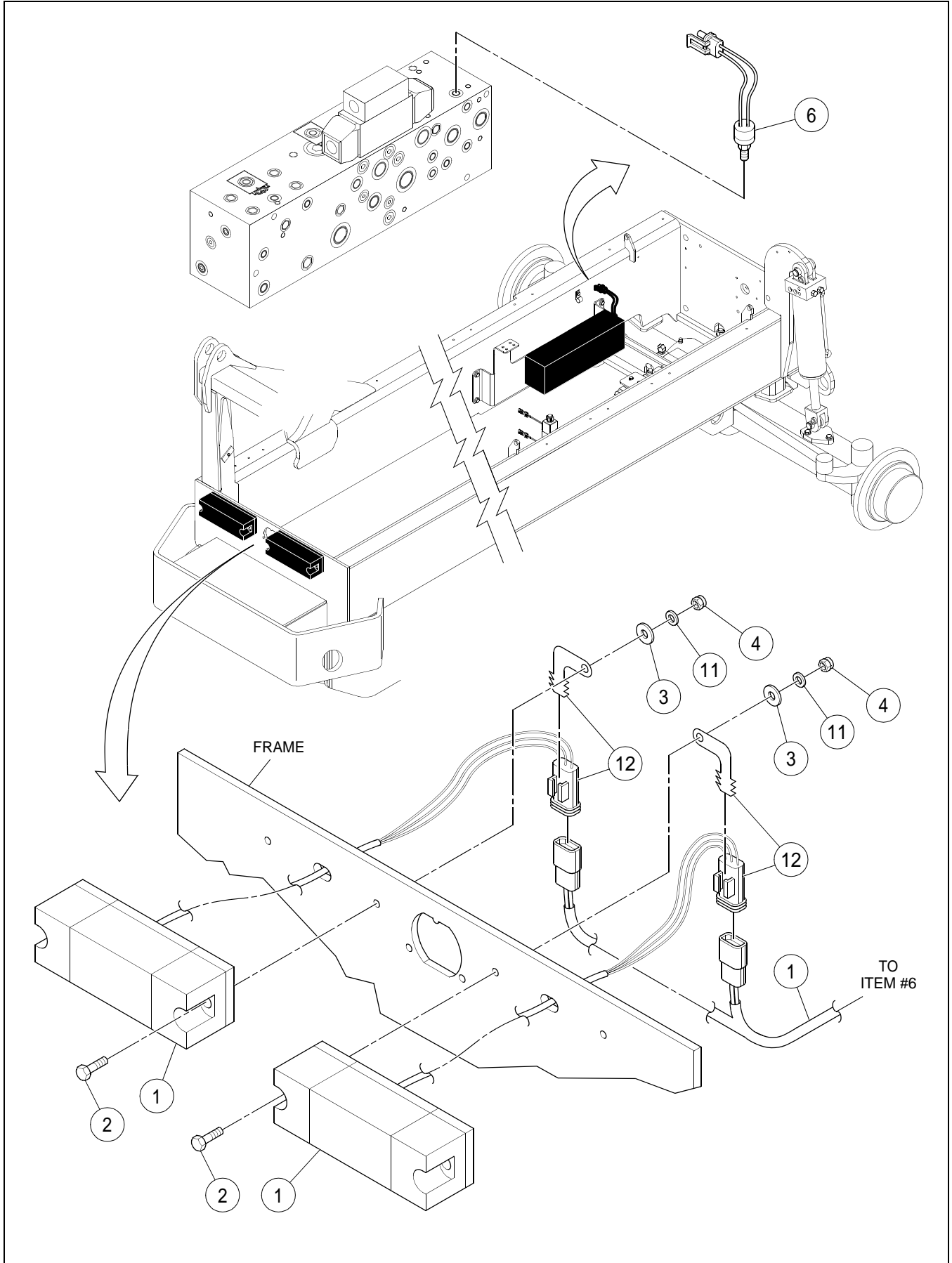
STOP/TURN SIGNAL INSTALLATION - OPTIONAL - SHEET 1
OF 2

BOM 13300488, 13443387

| ITEM | COMM. NO. | DESCRIPTION | QTY | DIMENSIONS/NOTES |
|------|-----------|--------------------------|-----|--------------------|
| 5 | 59149138 | Turn Signal Switch | 1 | |
| 7 | 95922068 | Round Head Machine Screw | 2 | |
| 8 | 95943346 | Locknut, Zinc Plated | 2 | #10 x 24 |
| 9 | 59149146 | Diode Assembly | 1 | |
| 10 | 58961582 | Flasher | 1 | |
| 11 | 96738554 | Flatwasher, Zinc Plated | 8 | M5 Hardened CI 200 |
| 13 | 59325712 | Fuse | 1 | 10 Amp |

STOP/TURN SIGNAL INSTALLATION - OPTIONAL - SHEET 2
OF 2

Dwg C13300488/00/02



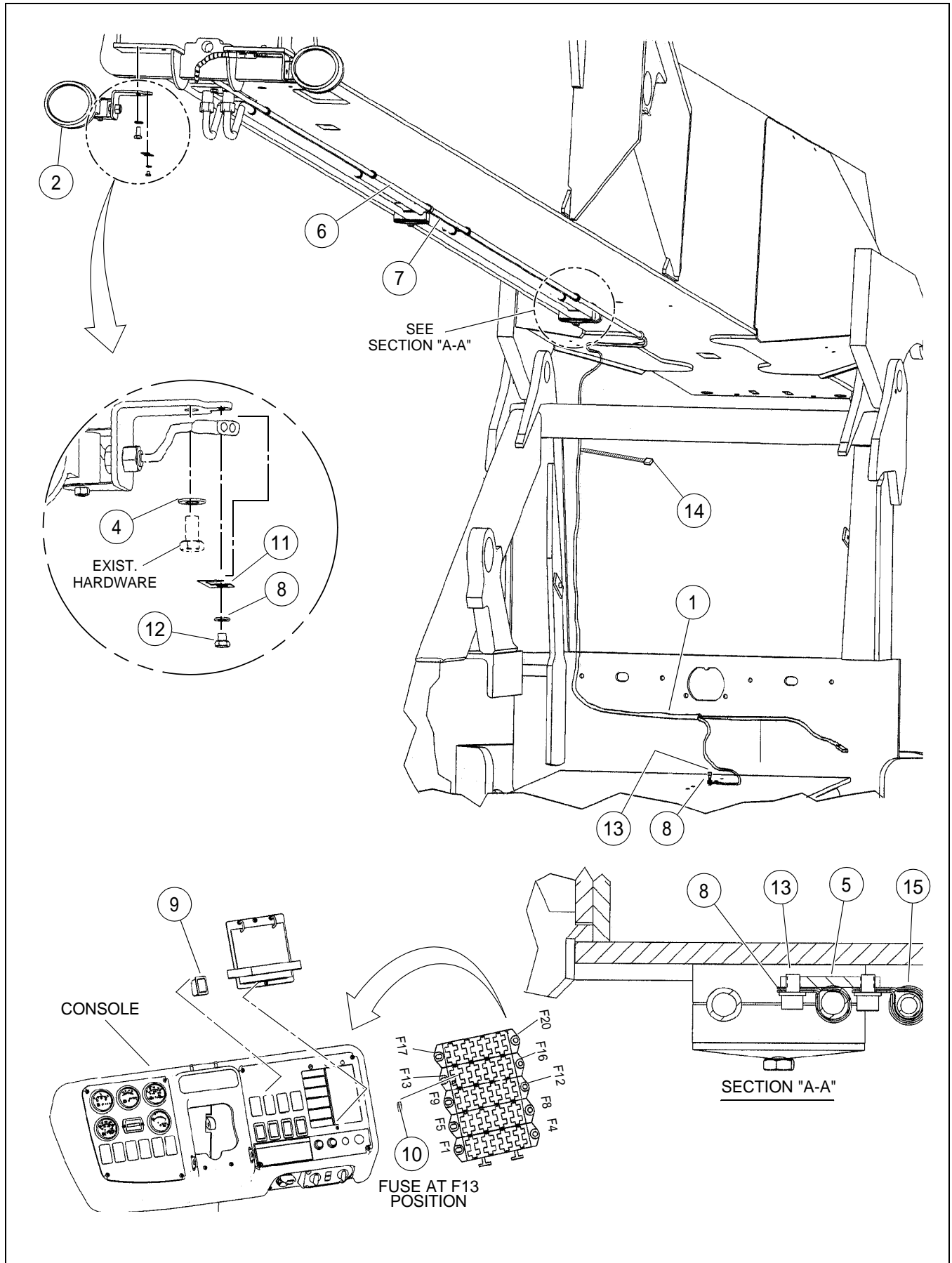
STOP/TURN SIGNAL INSTALLATION - OPTIONAL - SHEET 2
OF 2

BOM 13300488, 13443387

| ITEM | COMM. NO. | DESCRIPTION | QTY | DIMENSIONS/NOTES |
|------|-----------|-------------------------|-----|----------------------|
| 1 | NSS | Light Assembly | 2 | |
| - | 59895151 | - Three-way Connector | 2 | |
| - | 59157081 | - Light | 2 | |
| - | 59854828 | - Male Pin | 6 | |
| - | 59854877 | - Cable Seal | 6 | |
| 2 | 96737499 | SHCS, Zinc Plated | 4 | M5 x 0.8 x 50 CI 8.8 |
| 3 | 59889162 | Washer | 4 | Hardened |
| 4 | 96702865 | Locknut, Zinc Plated | 4 | M5 x 0.8 CI 10 |
| 6 | 59157792 | Brake Light Switch | 1 | |
| 11 | 96738554 | Flatwasher, Zinc Plated | 8 | M5 Hardened CI 200 |
| 12 | 59050740 | Connector Clip | 2 | |

BOOM LIGHTS INSTALLATION - OPTIONAL

Dwg D13334685/01



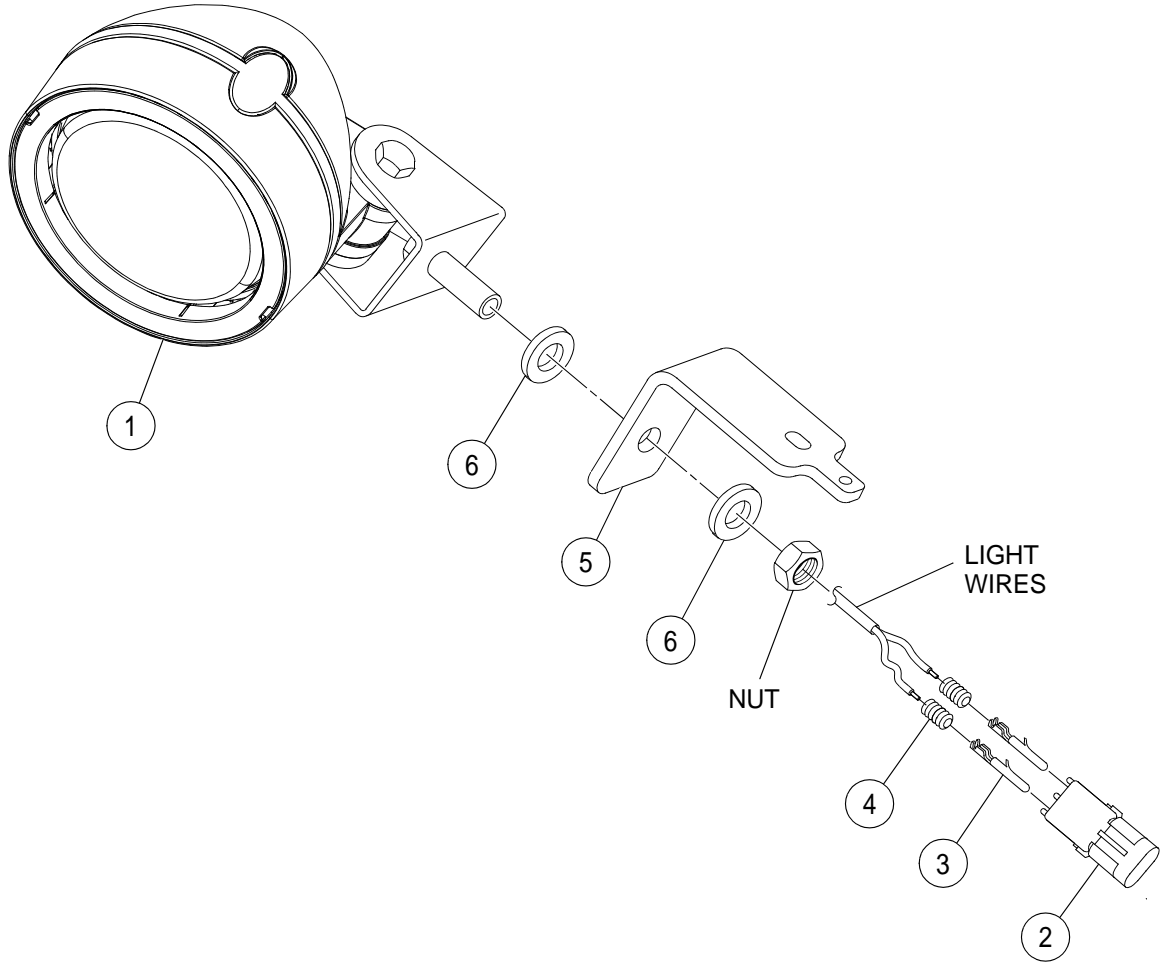
BOOM LIGHTS INSTALLATION - OPTIONAL

BOM 13334446, 13334537

| ITEM | COMM. NO. | DESCRIPTION | QTY | DIMENSIONS/NOTES |
|------|-------------|-----------------------------------|----------|-------------------------|
| 1 | 13382304 | Boom Worklight Harness | 1 | |
| 2 | NSVA | Boom Lights Assembly | 2 | See Page E - 38. |
| 4 | 96714399 | Flatwasher, Zinc Plated | 2 | M10 CI 140 |
| 5 | 13328596 | Clamp Base | 4 | |
| 6 | 13328612 | Wire Guide Tube, Female | 1 | |
| 7 | 13328752 | Wire Guide Tube, Male | 1 | |
| 8 | 96741053 | Flatwasher, Zinc Plated | 11 | M6 CI 200 |
| 9 | 13334529 | Light Switch | 1 | |
| 10 | 59483339 | Fuse | 1 | 15 Amp |
| 11 | 59050740 | Connector Clip | 2 | |
| 12 | 96711874 | HHCS, Fully Threaded, Zinc Plated | 2 | M6 x 1.0 x 6 CI 8.8 |
| 13 | 96745997 | HSCS, Zinc Plated | 9 | M6 x 1 x 12 CI 8.8 |
| 14 | 95373973 | Wire Tie | A/R | |
| 15 | 59397059 | Clamp | 8 | |

BOOM LIGHTS ASSEMBLY

Dwg D13334701/00



BOOM LIGHTS ASSEMBLY

BOM 13334511

| ITEM | COMM. NO. | DESCRIPTION | QTY | DIMENSIONS/NOTES |
|------|-----------|-------------------------|-----|---------------------|
| 1 | 13334503 | Boom Worklight | 2 | M12 Hardened CI 200 |
| 2 | 59854943 | Connector | 2 | |
| 3 | 59854828 | Male Pin | 4 | |
| 4 | 59854877 | Cable Seal | 4 | |
| 5 | 13328604 | Light Bracket | 2 | |
| 6 | 96738596 | Flatwasher, Zinc Plated | 4 | |

*****Always use Ingersoll-Rand Replacement parts!*****

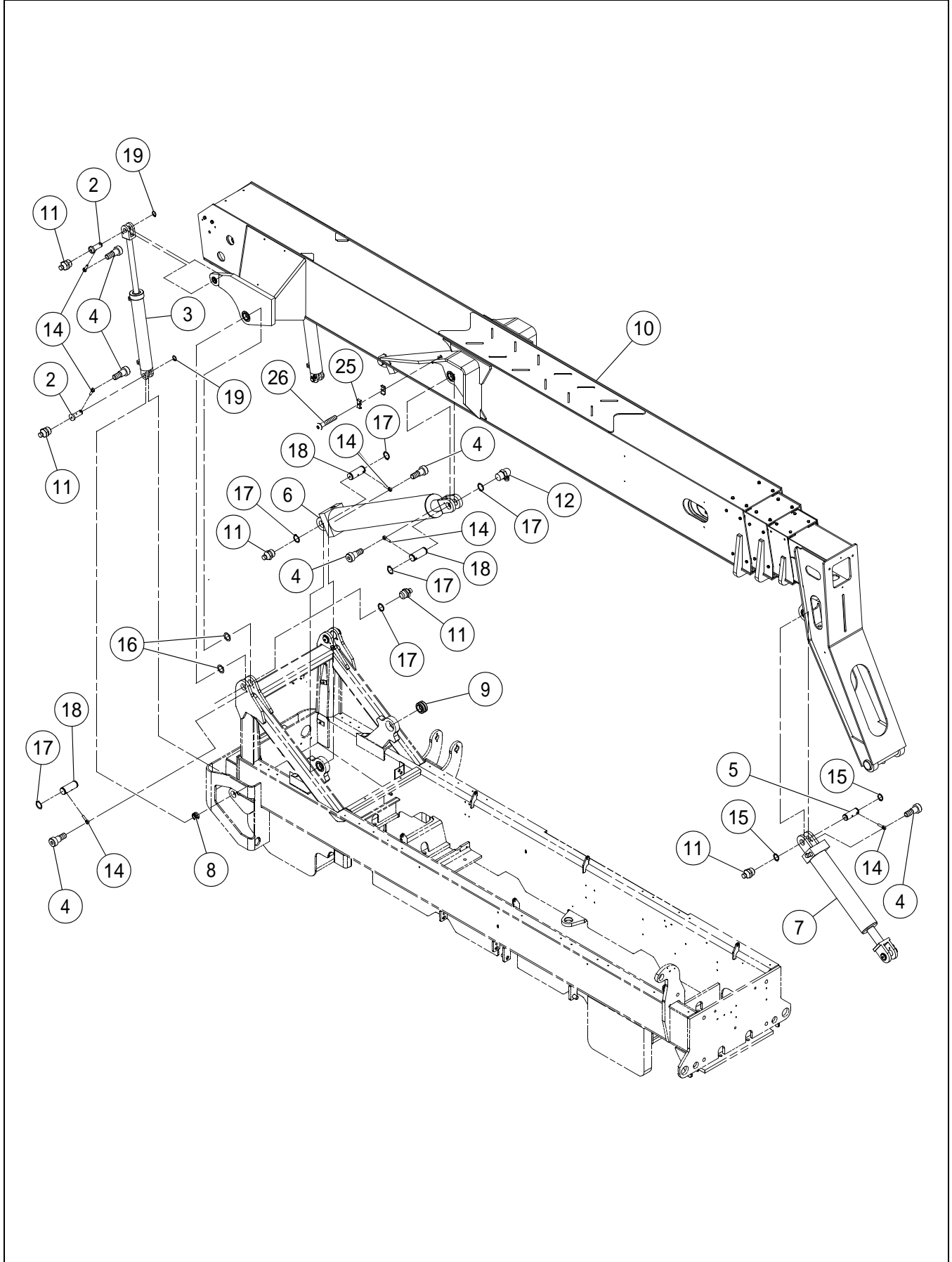


Section F - BOOM AND CARRIAGE



BOOM INSTALLATION

Dwg 13305990/02



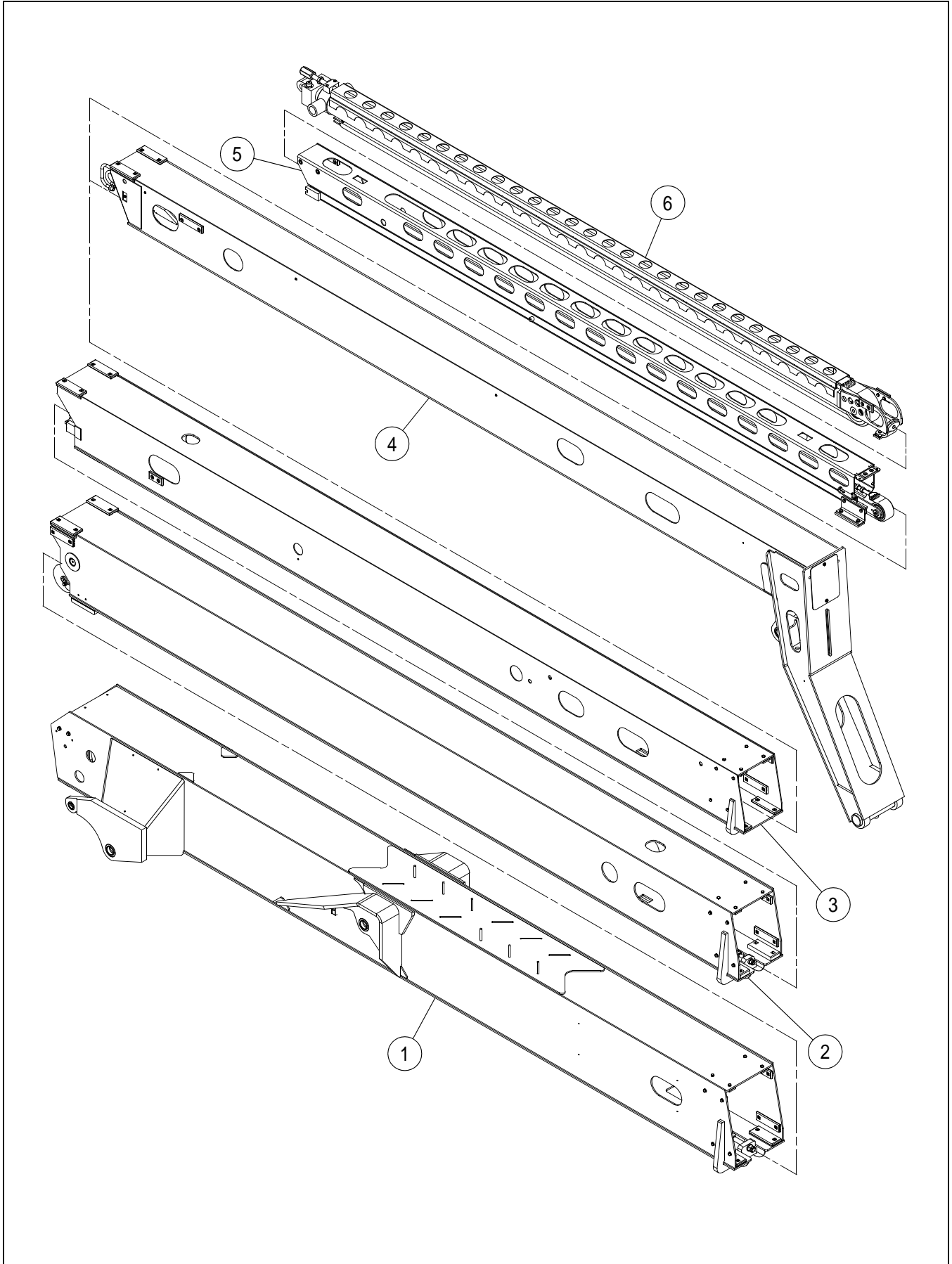
BOOM INSTALLATION

BOM 13305990

| ITEM | COMM. NO. | DESCRIPTION | QTY | DIMENSIONS/NOTES |
|-----------|-------------|---|----------|------------------------|
| 1 | 96701545 | Flatwasher, Zinc Plated | 11 | M12 Hardened |
| 2 | 59272450 | Cylinder Pivot Pin | 4 | |
| 3 | 59221895 | Tilt Compensation Cylinder | 2 | |
| - | 13421896 | - Seal Kit | 2 | |
| - | 56944465 | - Locknut | 2 | |
| 4 | 96738349 | SHCS, Zinc Plated | 7 | M12 x 1.75 x 35 CI 8.8 |
| 5 | 13232244 | Cylinder Pivot Pin | 1 | |
| 6 | 59221887 | Lift Cylinder | 2 | |
| - | 56944390 | - Locknut | 2 | |
| - | 59194316 | - Counterbalance Valve | 2 | |
| - | 13281472 | - Seal Kit | 2 | |
| 7 | 59221770 | Fork Tilt Cylinder | 1 | |
| - | 57183584 | - Locknut | 1 | |
| - | 13281415 | - Cartridge Valve | 1 | |
| - | 13281431 | - Seal Kit | 1 | |
| 8 | 50268127 | Bearing | 2 | |
| 9 | 13168828 | Bearing | 2 | |
| 10 | NSVA | Boom Assembly | 1 | See Page F - 4. |
| 11 | 95201547 | Fitting | 9 | |
| 12 | 95208971 | Fitting | 2 | |
| 13 | 96702311 | HHCS, Fully Threaded, Zinc Plated (Not Shown) | 4 | M12 x 1.75 x 30 CI 8.8 |
| 14 | 59455154 | Anchor | 11 | |
| 15 | 95992616 | Retaining Ring | 2 | |
| 16 | 59455261 | Race Thrust | 4 | |
| 17 | 95992624 | Retaining Ring | 12 | |
| 18 | 13217823 | Pivot Pin | 6 | |
| 19 | 95992608 | Retaining Ring | 4 | |
| 20 | 59455766 | Thrust Washer (Not Shown) | 2 | |
| 25 | 59583518 | Clamp | 2 | |
| 26 | 96740030 | SBHCS | 1 | 1.25 x 45 |

BOOM ASSEMBLY

Dwg D59278127/03



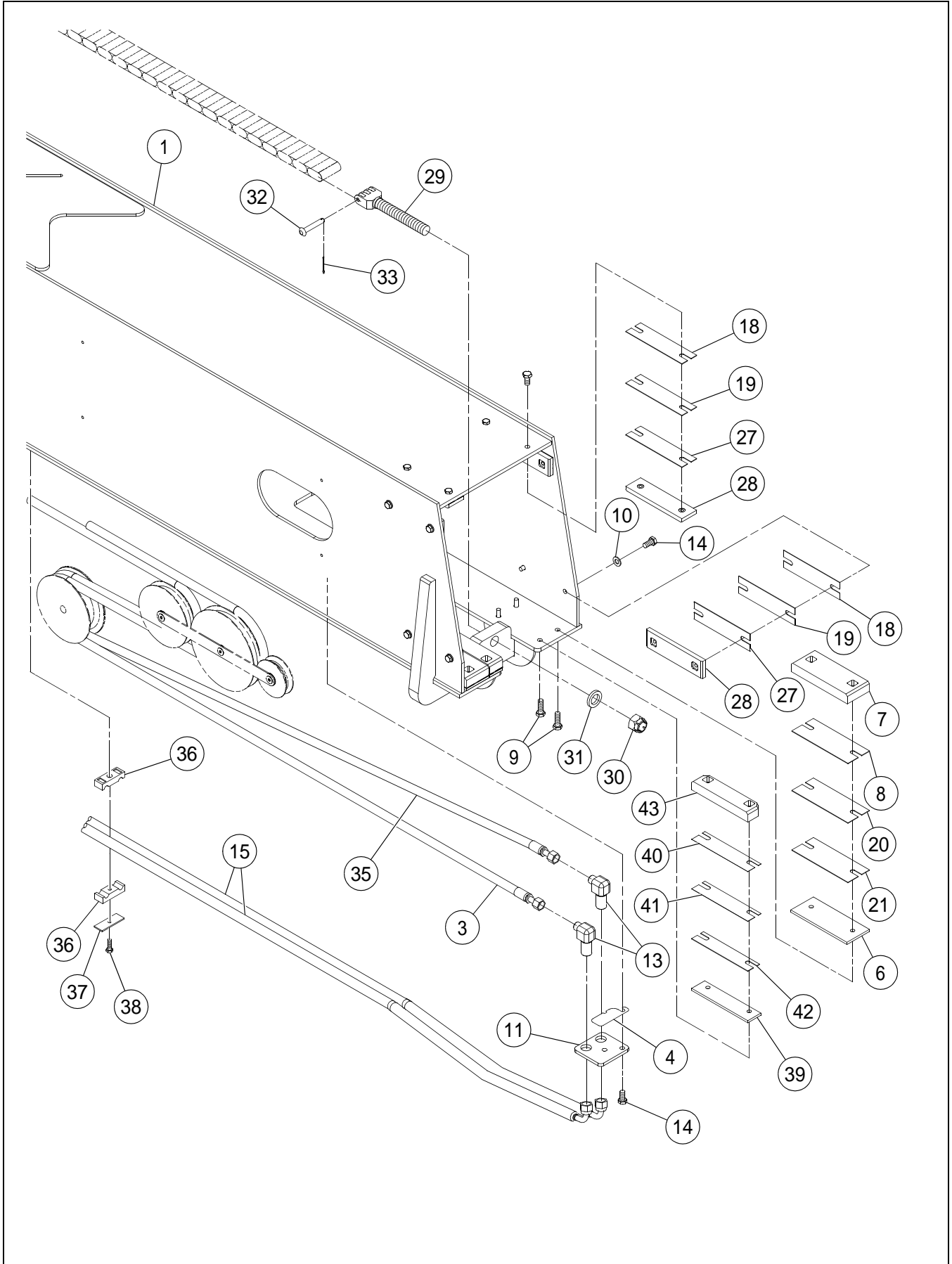
BOOM ASSEMBLY

BOM 13305982

| ITEM | COMM. NO. | DESCRIPTION | QTY | DIMENSIONS/NOTES |
|------|-----------|---|-----|------------------|
| 1 | NSVA | Boom Section #1 | 1 | See Page F - 6. |
| 2 | NSVA | Boom Section #2 | 1 | See Page F - 10. |
| 3 | NSVA | Boom Section #3 | 1 | See Page F - 16. |
| 4 | NSVA | Boom Section #4 | 1 | See Page F - 22. |
| 5 | NSVA | Crowd Box Assembly - Eff with S/N 173893 | 1 | See Page F - 28. |
| - | NSVA | Crowd Box Assembly - Prior to S/N 173893 | 1 | See Page F - 32. |
| 6 | NSVA | Crowd Cylinder Assembly | 1 | See Page F - 38. |

BOOM SECTION #1 - SHEET 1 OF 2

Dwg D59278242/10/01



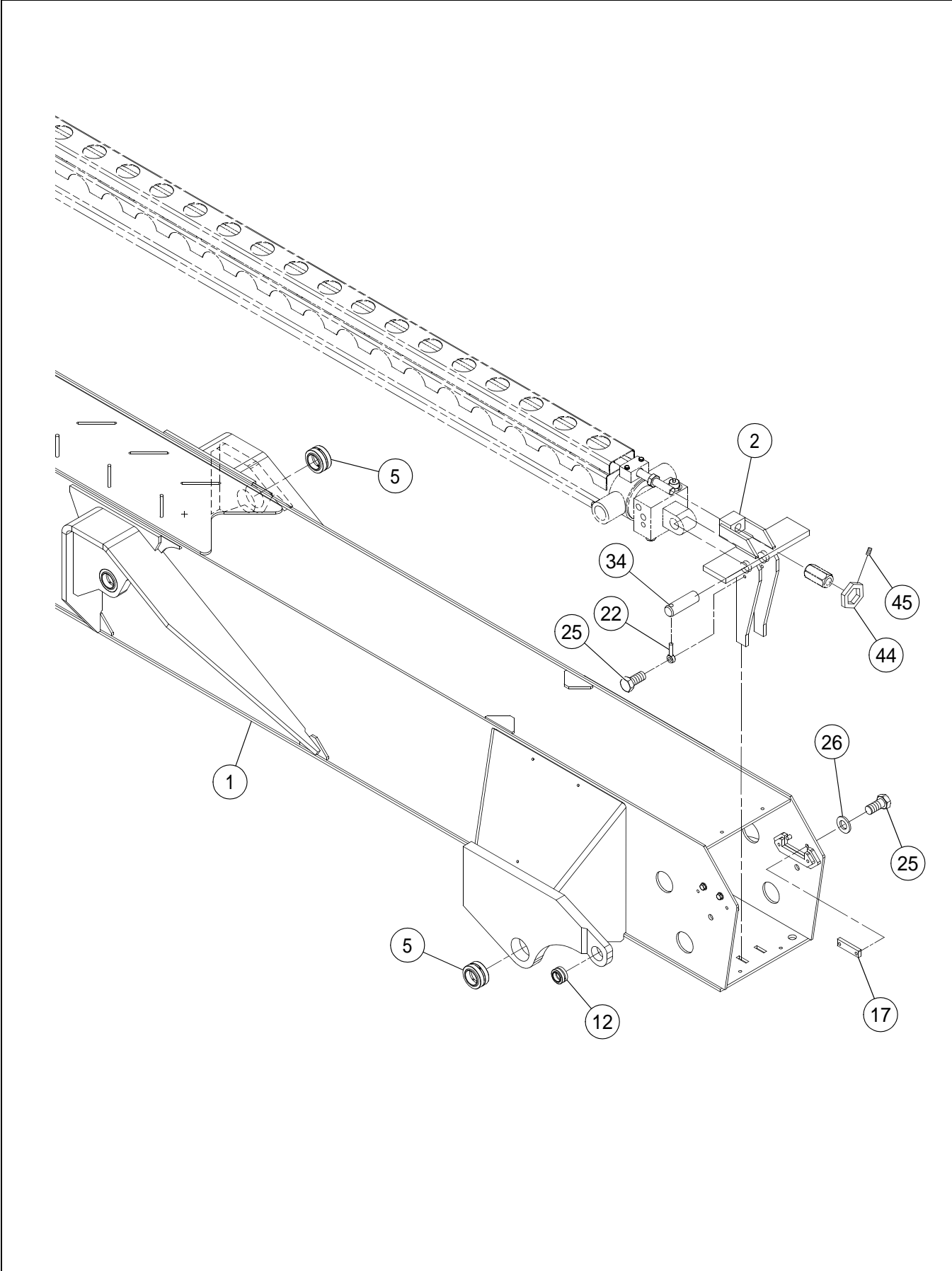
BOOM SECTION #1 - SHEET 1 OF 2

BOM 13334610, 59282046

| ITEM | COMM. NO. | DESCRIPTION | QTY | DIMENSIONS/NOTES |
|------|-----------|---|-----|------------------------|
| 1 | 59297341 | Boom #1 | 1 | |
| 3 | 13334602 | Hose Assembly (Effective with S/N 173893) | 1 | 402.0" |
| - | 54534144 | Hose Assembly (Prior to S/N 173893) | 1 | 373.0" |
| 4 | 13388384 | Shim Bulkhead Plate | 1 | |
| 6 | 13159462 | Offset Pad Spacer | 2 | |
| 7 | 13156781 | Wear Pad | 2 | |
| 8 | 59269134 | Shim Plate | 2 | 1.52mm |
| 9 | 96702410 | HHCS, Fully Threaded, Zinc Plated | 8 | M10 x 1.5 x 35 CI 10.9 |
| 10 | 96741046 | Flatwasher, Zinc Plated | 8 | M10 CI 200 |
| 11 | 13158548 | Bulkhead Plate | 1 | |
| 13 | 54503644 | Adapter | 2 | |
| 14 | 96712146 | HHCS, Fully Threaded, Zinc Plated | 14 | M10 x 1.5 x 20 CI 10.9 |
| 15 | 59269647 | Tube Assembly | 2 | |
| 18 | 59135194 | Shim Plate | 1 | 0.76mm |
| 19 | 59136804 | Shim Plate | 1 | 0.38mm |
| 20 | 13165550 | Shim | 2 | 0.762mm |
| 21 | 13165568 | Shim | 2 | 0.38mm |
| 27 | 59100941 | Shim Plate | 6 | 1.52mm |
| 28 | 13156799 | Wear Pad | 6 | |
| 29 | 59266981 | Threaded Anchor | 1 | |
| 30 | 95972014 | Locknut, Zinc Plated | 1 | 1.0 x 12 |
| 31 | 59630798 | Flatwasher | 1 | |
| 32 | 59267096 | Anchor Pin | 1 | |
| 33 | 95985479 | Cotter Pin | 1 | |
| 35 | 13484084 | Hose Assembly (Effective with S/N 173893) | 1 | 383.0" |
| - | 54616545 | Hose Assembly (Prior to S/N 173893) | 1 | 355.0" |
| 36 | 54525811 | Clamp | 4 | |
| 37 | 59607200 | Cover Plate | 2 | |
| 38 | 96702402 | HHCS, Zinc Plated | 2 | M8 x 1.25 x 50 CI 8.8 |
| 39 | 13159454 | Offset Pad Spacer | 2 | |
| 40 | 59115873 | Shim Plate | 2 | 1.52mm |
| 41 | 13165535 | Shim | 2 | 0.762mm |
| 42 | 13165543 | Shim | 2 | 0.38mm |
| 43 | 13243639 | Wear Pad | 2 | |

BOOM SECTION #1 - SHEET 2 OF 2

Dwg D59278242/10/02



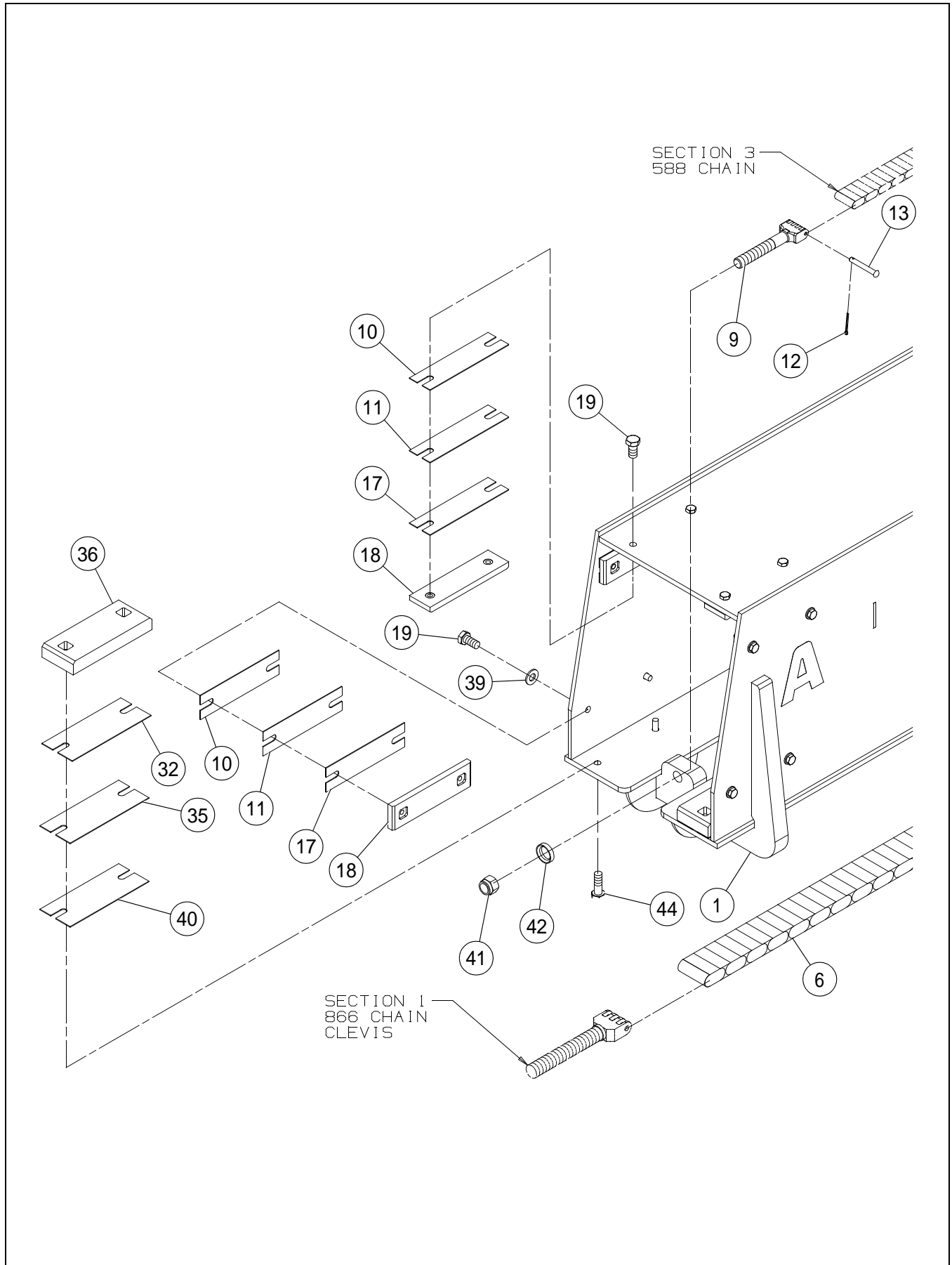
BOOM SECTION #1 - SHEET 2 OF 2

BOM 13334610, 59282046

| ITEM | COMM. NO. | DESCRIPTION | QTY | DIMENSIONS/NOTES |
|------|-----------|---|-----|------------------------|
| 1 | 59297341 | Boom #1 | 1 | |
| 2 | 13230164 | T-support | 1 | |
| 5 | 13168828 | Spherical Bearing | 4 | |
| 12 | 50268127 | Bearing | 2 | |
| 16 | 59962324 | Adapter (Prior to S/N 173893) (Not Shown) | 2 | |
| 17 | 59259879 | Keeper Bar | 2 | |
| 22 | 59455154 | Anchor | 1 | |
| 25 | 96701495 | HHCS, Fully Threaded, Zinc Plated | 5 | M12 x 1.75 x 25 CI 8.8 |
| 26 | 96738596 | Flatwasher, Zinc Plated | 4 | M12 Hardened CI 200 |
| 34 | 59454801 | Pin | 1 | |
| 44 | 59272633 | Locknut | 1 | |
| 45 | 96740485 | Screw Set | 1 | |

BOOM SECTION #2 - SHEET 1 OF 2

Dwg D59278341/08/01



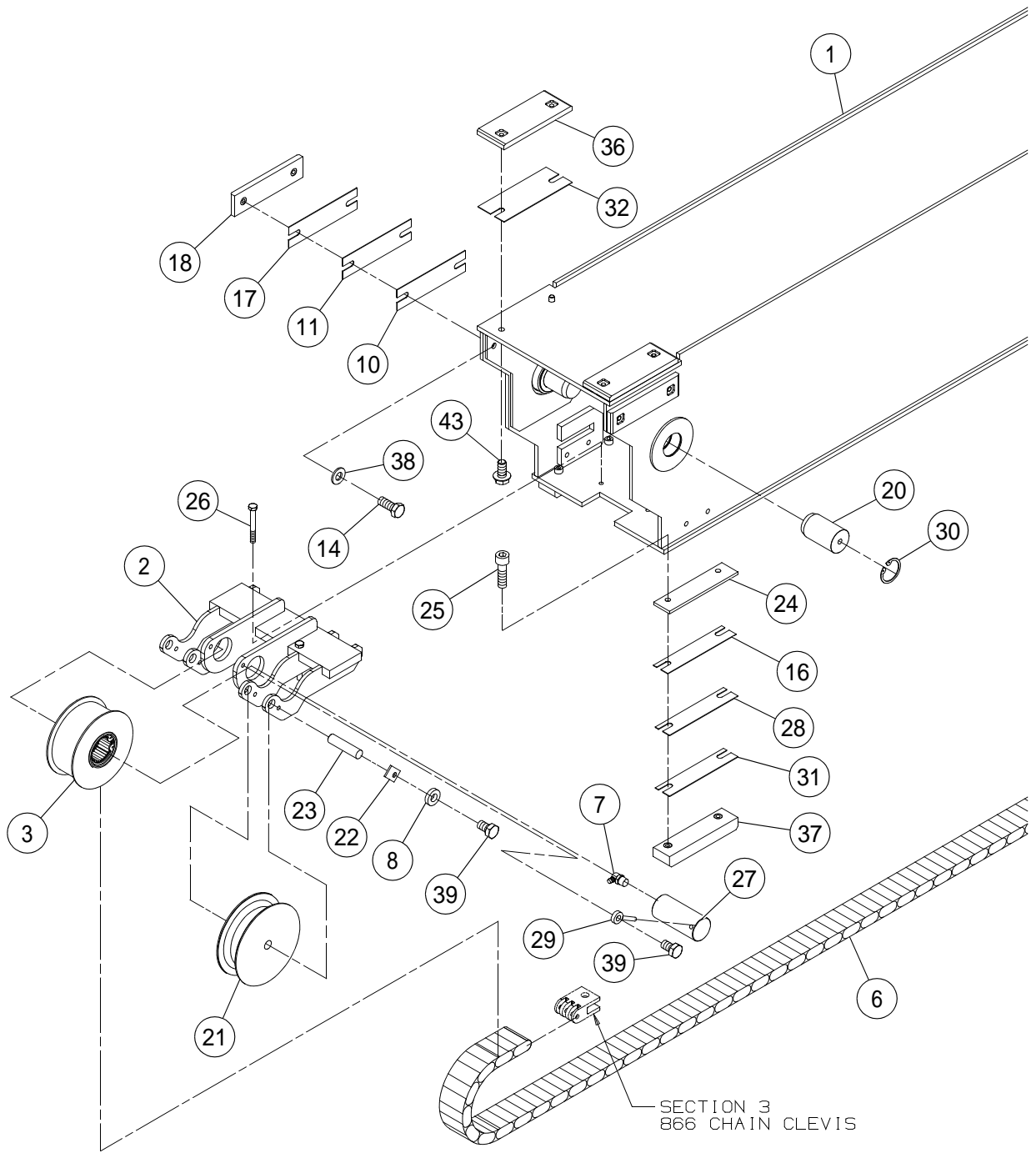
BOOM SECTION #2 - SHEET 1 OF 2

BOM 59282053

| ITEM | COMM. NO. | DESCRIPTION | QTY | DIMENSIONS/NOTES |
|------|-----------|-----------------------------------|-----|------------------------|
| 1 | 13159504 | Boom #2 | 1 | |
| 5 | 13165584 | Decal: ABCDEFGHIJK (Not Shown) | 1 | |
| 6 | 59267831 | Leaf Chain | 1 | |
| 9 | 13167028 | Anchor | 1 | |
| 10 | 59135194 | Shim Plate | 1 | 0.76mm |
| 11 | 59136804 | Shim Plate | 1 | 0.38mm |
| 12 | 95931481 | Cotter Pin | 1 | |
| 13 | 59456962 | Chain Anchor Pin | 1 | |
| 15 | 13156781 | Wear Pad (Not Shown) | 2 | |
| 17 | 59100941 | Shim Plate | 6 | 1.52mm |
| 18 | 13156799 | Wear Pad | 8 | |
| 19 | 96712146 | HHCS, Fully Threaded, Zinc Plated | 12 | M10 x 1.5 x 20 CI 10.9 |
| 32 | 59269134 | Shim Plate | 4 | 1.52mm |
| 35 | 13165550 | Shim | 2 | 0.762mm |
| 36 | 13161823 | Wear Pad | 2 | |
| 39 | 96701479 | HHCS, Fully Threaded, Zinc Plated | 2 | M10 x 1.5 x 16 CI 8.8 |
| 40 | 13165568 | Shim | 2 | |
| 41 | 59456178 | Nut | 1 | |
| 42 | 59462895 | Base Ring | 1 | |
| 44 | 96702774 | HHCS, Fully Threaded, Zinc Plated | 4 | M10 x 1.5 x 25 CI 10.9 |

BOOM SECTION #2 - SHEET 2 OF 2

Dwg D59278341/08/02



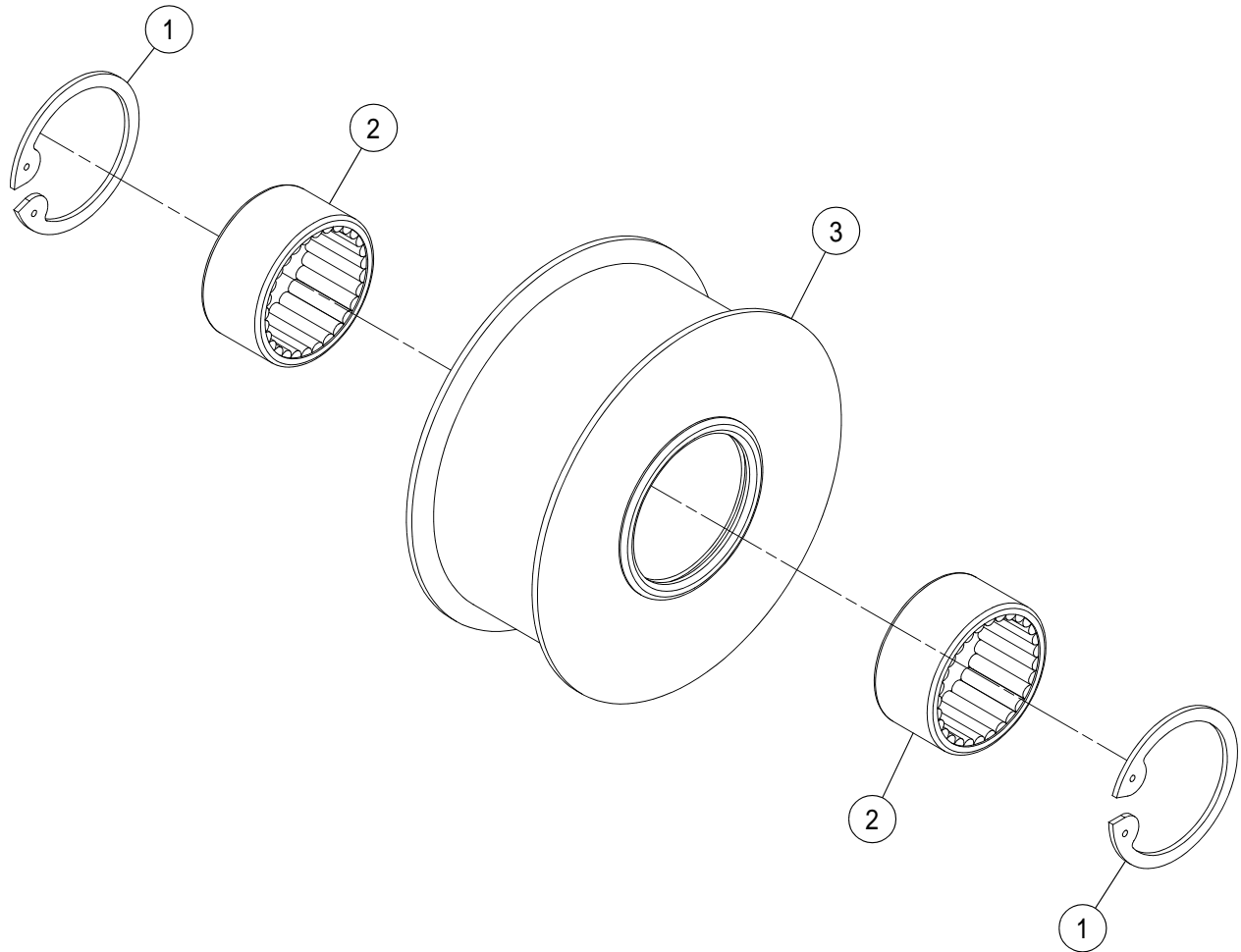
BOOM SECTION #2 - SHEET 2 OF 2

BOM 59282053

| ITEM | COMM. NO. | DESCRIPTION | QTY | DIMENSIONS/NOTES |
|----------|-------------|--|----------|-------------------------|
| 1 | 13159504 | Boom #2 | 1 | |
| 2 | 13158522 | Finger | 1 | |
| 3 | NSVA | Boom Section #2 Chain Sheave Assembly | 1 | See Page F - 14. |
| 4 | 59454991 | Thrust Washer (Not Shown) | 3 | |
| 6 | 59267831 | Leaf Chain | 1 | |
| 7 | 95208971 | Fitting | 1 | |
| 8 | 59565036 | Flatwasher | 1 | 3/8 Hardened |
| 10 | 59135194 | Shim Plate | 1 | 0.76mm |
| 11 | 59136804 | Shim Plate | 1 | 0.38mm |
| 14 | 96702774 | HHCS, Fully Threaded, Zinc Plated | 4 | M10 x 1.5 x 25 CI 10.9 |
| 16 | 59115873 | Shim Plate | 2 | 1.52mm |
| 17 | 59100941 | Shim Plate | 6 | 1.52mm |
| 18 | 13156799 | Wear Pad | 8 | |
| 20 | 59296053 | Trunnion Pin | 2 | |
| 21 | 13334552 | Hose Sheave | 2 | |
| 22 | 59451393 | Keeper | 1 | |
| 23 | 59456376 | Pin | 1 | |
| 24 | 13159454 | Offset Spacer Pad | 2 | |
| 25 | 96702170 | SHCS | 4 | M10 x 1.5 x 35 CI 8.8 |
| 26 | 96705272 | HHCS, Zinc Plated | 2 | M10 x 80 CI 8.8 |
| 27 | 59297796 | Chain Sheave Pin | 1 | |
| 28 | 13165535 | Shim | 2 | 0.762mm |
| 29 | 59116509 | Locator Pin | 1 | |
| 30 | 95008801 | Retaining Ring | 2 | |
| 31 | 13165543 | Shim | 2 | |
| 32 | 59269134 | Shim Plate | 4 | 1.52mm |
| 33 | 59455766 | Thrust Washer (Not Shown) | 2 | |
| 34 | 59455261 | Race Thrust (Not Shown) | 2 | |
| 36 | 13161823 | Wear Pad | 2 | |
| 37 | 13243639 | Wear Pad | 2 | |
| 38 | 96741046 | Flatwasher, Zinc Plated | 12 | M10 CI 200 |
| 39 | 96701479 | HHCS, Fully Threaded, Zinc Plated | 2 | M10 x 1.5 x 16 CI 8.8 |
| 43 | 96704432 | Lockbolt, Zinc Plated | 4 | M10 x 1.5 x 20 CI 90 |

BOOM SECTION #2 - CHAIN SHEAVE ASSEMBLY

Dwg D59262568/01



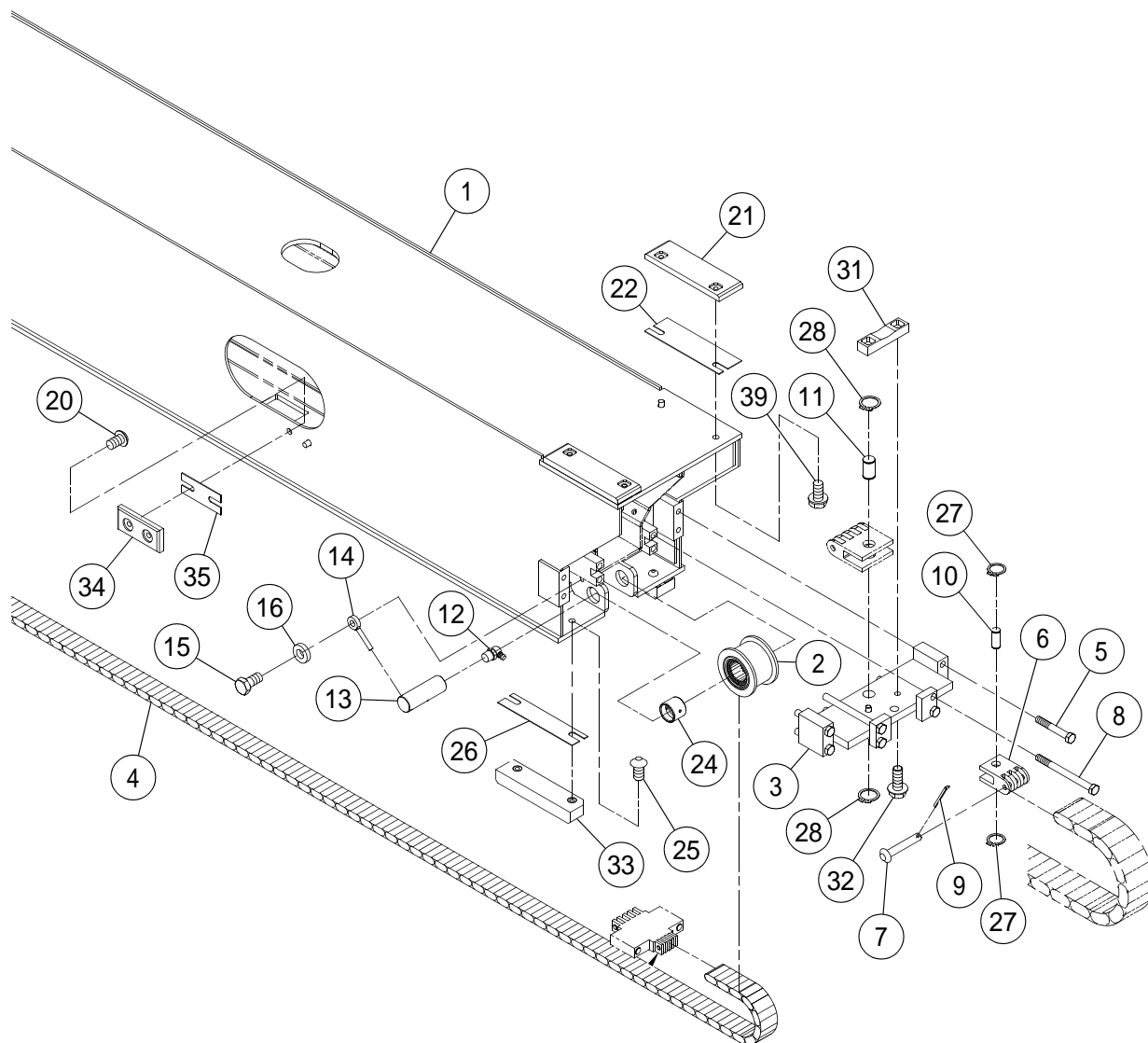
BOOM SECTION #2 - CHAIN SHEAVE ASSEMBLY

BOM 59273870

| ITEM | COMM. NO. | DESCRIPTION | QTY | DIMENSIONS/NOTES |
|------|-----------|----------------------|-----|------------------|
| 1 | 95325882 | Snap Ring | 2 | |
| 2 | 59169961 | Chain Sheave Bearing | 2 | |
| 3 | 59273862 | Steel Chain Sheave | 1 | |

BOOM SECTION #3 - SHEET 1 OF 2

Dwg D13159447/05/01



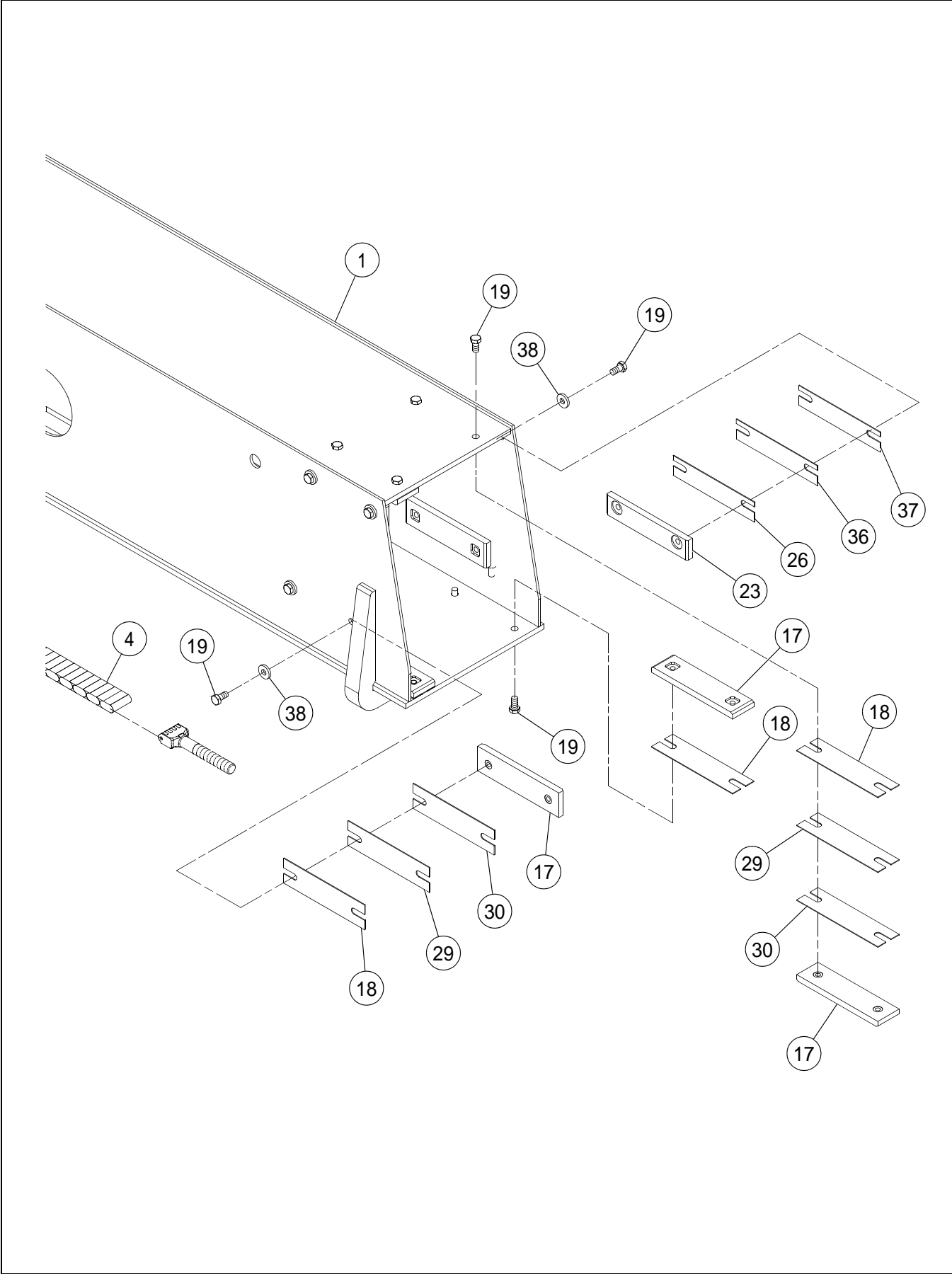
BOOM SECTION #3 - SHEET 1 OF 2

BOM 59282061

| ITEM | COMM. NO. | DESCRIPTION | QTY | DIMENSIONS/NOTES |
|------|-------------|--|----------|-------------------------|
| 1 | 13159397 | Boom #3 | 1 | |
| 2 | NSVA | Boom Section #3 Chain Sheave Assembly | 1 | See Page F - 20. |
| 3 | 13169040 | Bar | 1 | |
| 4 | 59299230 | Leaf Chain | 1 | |
| 5 | 96704283 | HHCS, Zinc Plated | 4 | M12 x 1.75 CI 8.8 |
| 6 | 59258145 | Chain Clevis | 1 | |
| 7 | 59267096 | Anchor Pin | 1 | |
| 8 | 96740352 | HHCS | 4 | M12 x 1.75 x 140 CI 8.8 |
| 9 | 95924007 | Cotter Pin | 1 | |
| 10 | 59267047 | Pin | 1 | |
| 11 | 59267039 | Pin | 1 | |
| 12 | 95208971 | Fitting | 1 | |
| 13 | 13325386 | Cylinder Pivot Pin | 1 | |
| 14 | 59116509 | Locator Pin | 1 | |
| 15 | 96702279 | HHCS, Fully Threaded, Zinc Plated | 1 | M10 x 1.5 x 20 CI 8.8 |
| 16 | 59565036 | Flatwasher | 1 | 3/8 Hardened |
| 20 | 96741111 | HSBHCS, Zinc Plated | 4 | M10 x 1.5 x 16 CI 8.8 |
| 21 | 13161815 | Wear Pad | 2 | |
| 22 | 59228874 | Shim Plate | 2 | 1.52mm |
| 24 | 54616339 | Bearing | 2 | |
| 25 | 96728530 | HSBHCS, Zinc Plated | 4 | M10 x 1.5 x 20 CI 10.9 |
| 26 | 59115873 | Shim Plate | 2 | 1.52mm |
| 27 | 95213021 | External Snap Ring | 2 | |
| 28 | 95223327 | Snap Ring | 2 | |
| 31 | 59298786 | Wear Pad | 1 | |
| 32 | 96704838 | Lockscrew | 2 | M10 x 1.5 |
| 33 | 13243639 | Wear Pad | 2 | |
| 34 | 59267633 | Wear Pad | 2 | |
| 35 | 59267690 | Shim Plate | 2 | 1.52mm |
| 39 | 96704432 | Lockbolt, Zinc Plated | 4 | M10 x 1.5 x 20 CI 90 |

BOOM SECTION #3 - SHEET 2 OF 2

Dwg D13159447/05/02



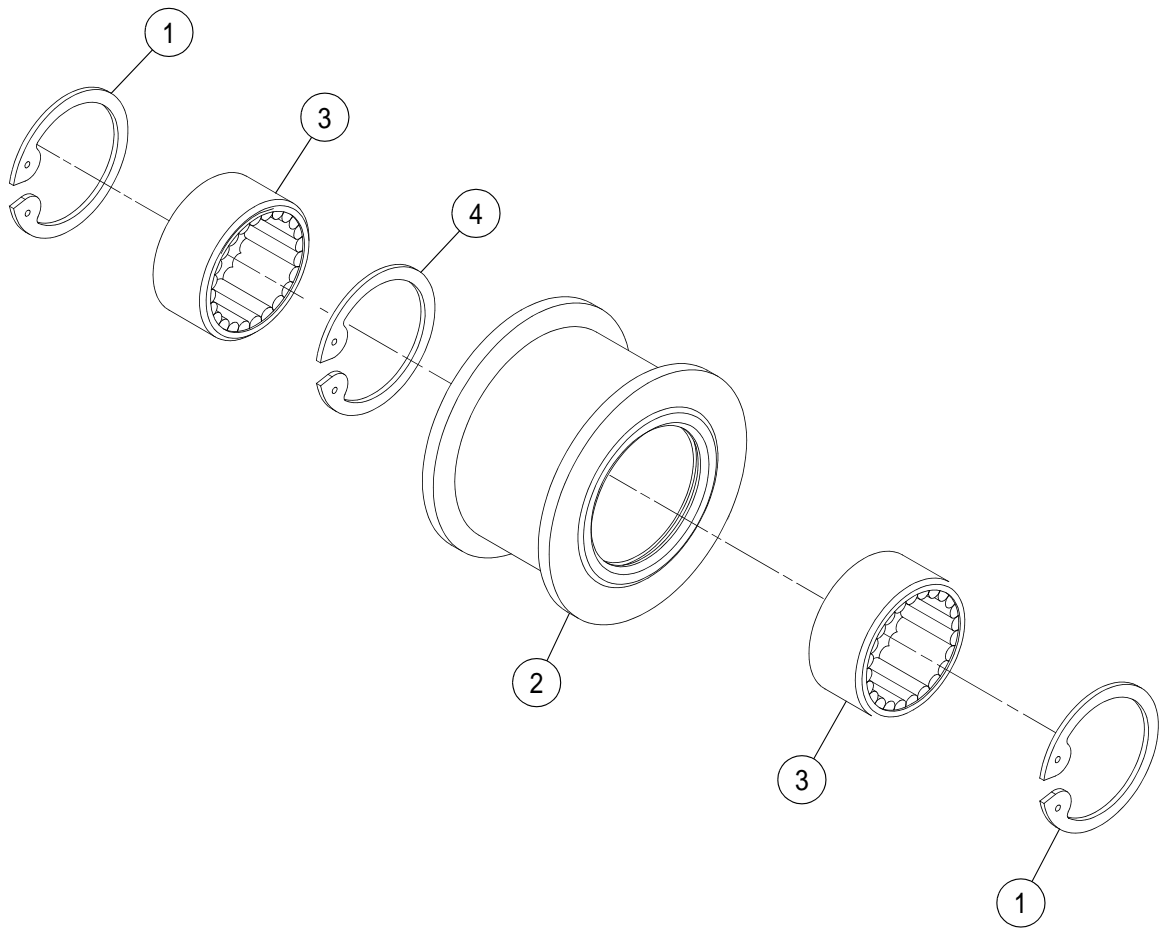
BOOM SECTION #3 - SHEET 2 OF 2

BOM 59282061

| ITEM | COMM. NO. | DESCRIPTION | QTY | DIMENSIONS/NOTES |
|------|-----------|-----------------------------------|-----|------------------------|
| 1 | 13159397 | Boom #3 | 1 | |
| 4 | 59299230 | Leaf Chain | 1 | |
| 17 | 13156799 | Wear Pad | 6 | |
| 18 | 59100941 | Shim Plate | 6 | 1.52mm |
| 19 | 96712146 | HHCS, Fully Threaded, Zinc Plated | 16 | M10 x 1.5 x 20 CI 10.9 |
| 23 | 59115857 | Wear Pad | 2 | |
| 26 | 59115873 | Shim Plate | 2 | 1.52mm |
| 29 | 59135194 | Shim Plate | 1 | 0.76mm |
| 30 | 59136804 | Shim Plate | 1 | 0.38mm |
| 36 | 13165535 | Shim | 2 | 0.762mm |
| 37 | 13165543 | Shim | 2 | 0.38mm |
| 38 | 59565036 | Flatwasher | 8 | 3/8 Hardened |

BOOM SECTION #3 - CHAIN SHEAVE ASSEMBLY

Dwg D13298922/00



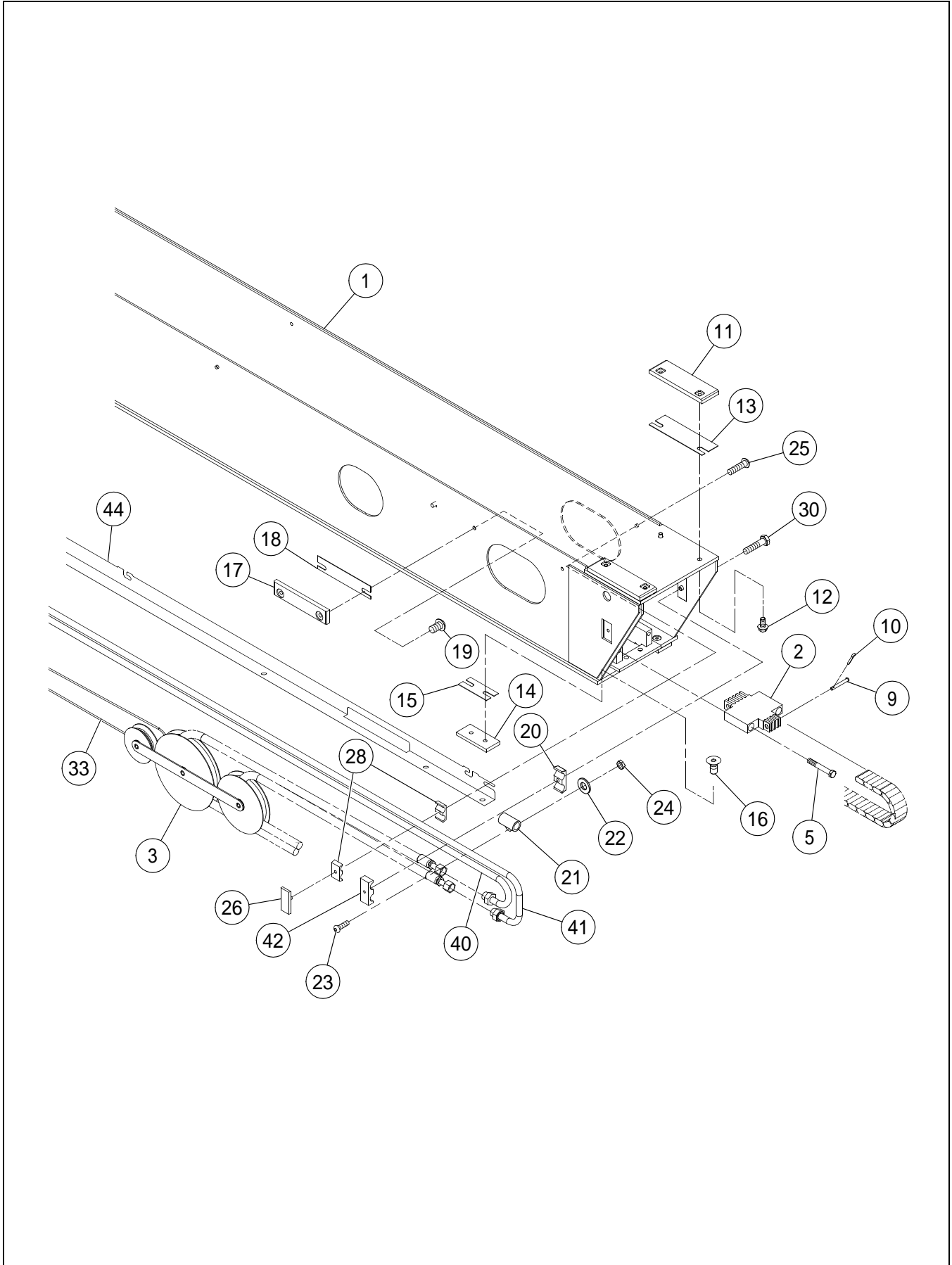
BOOM SECTION #3 - CHAIN SHEAVE ASSEMBLY

BOM 13298922

| ITEM | COMM. NO. | DESCRIPTION | QTY | DIMENSIONS/NOTES |
|------|-----------|------------------------|-----|------------------|
| 1 | 95222964 | Snap Ring | 2 | |
| 2 | 59297804 | Steel Chain Sheave | 1 | |
| 3 | 54607296 | Chain Sheave Bearing | 2 | |
| 4 | 95737573 | Interior Retainer Ring | 1 | |

BOOM SECTION #4 - SHEET 1 OF 2

Dwg D13334628/01/01



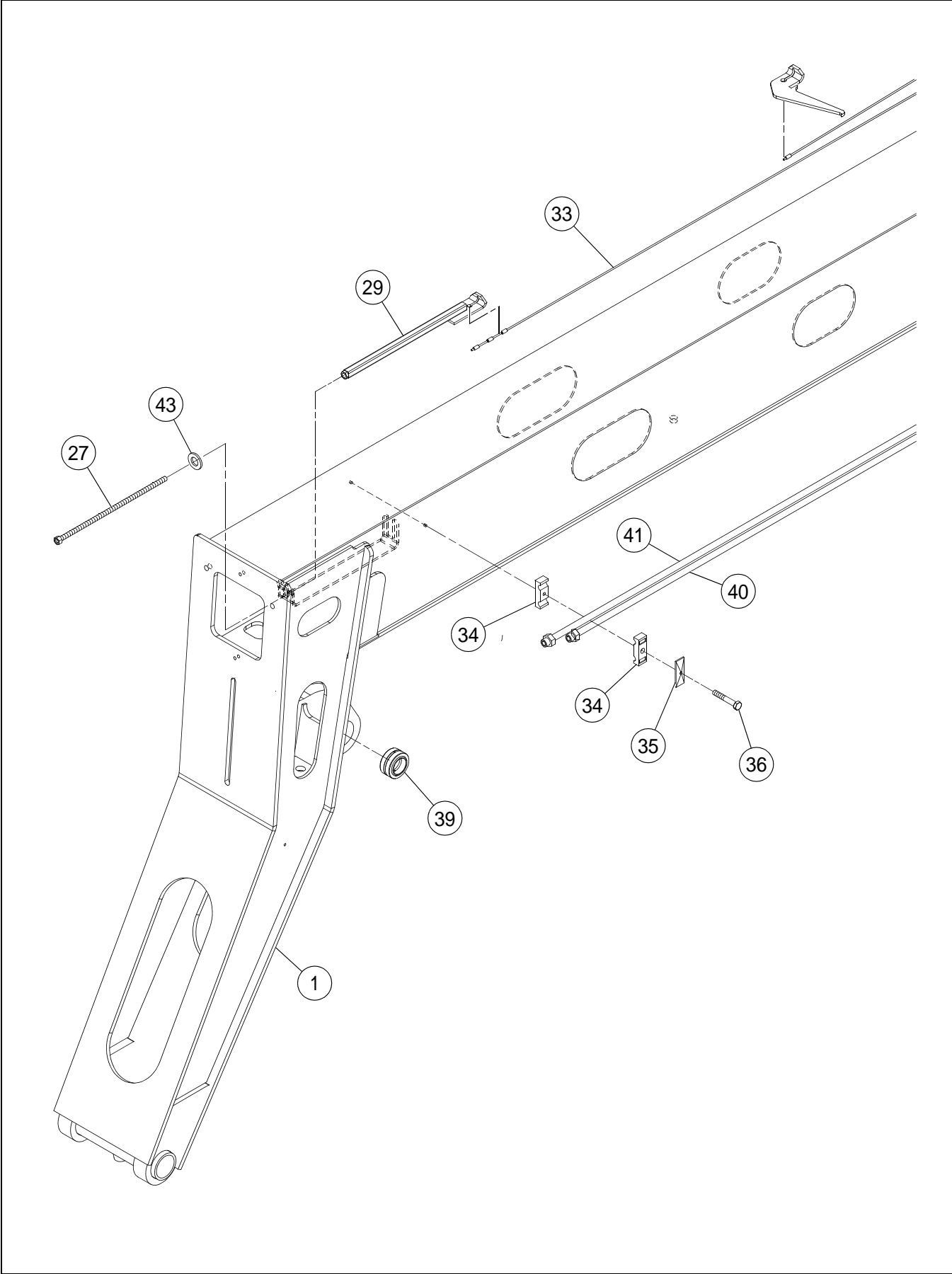
BOOM SECTION #4 - SHEET 1 OF 2

BOM 13334628, 59282079

| ITEM | COMM. NO. | DESCRIPTION | QTY | DIMENSIONS/NOTES |
|----------|-------------|---|----------|-------------------------|
| 1 | 13159439 | Boom #4 | 1 | |
| 2 | 13183439 | Anchor Block | 1 | |
| 3 | NSVA | Boom Section #4 Tandem Sheave Assembly | 1 | See Page F - 26. |
| 4 | 96720172 | SHCS (Effective with S/N 173893) (Not Shown) | 1 | M8 x 1.25 x 20 |
| 5 | 96704283 | HHCS, Zinc Plated | 2 | M12 x 1.75 CI 8.8 |
| 9 | 59456962 | Chain Anchor Pin | 1 | |
| 10 | 95931481 | Cotter Pin | 1 | |
| 11 | 13161815 | Wear Pad | 2 | |
| 12 | 96704432 | Lockbolt, Zinc Plated | 4 | M10 x 1.5 x 20 CI 90 |
| 13 | 59228874 | Shim Plate | 2 | 1.52mm |
| 14 | 59267633 | Wear Pad | 2 | |
| 15 | 59267690 | Shim Plate | 2 | 1.52mm |
| 16 | 96706742 | Capscrew | 4 | M10 x 2 |
| 17 | 59115857 | Wear Pad | 2 | |
| 18 | 59115873 | Shim Plate | 2 | 1.52mm |
| 19 | 96741111 | HSBHCS, Zinc Plated | 4 | M10 x 1.5 x 16 CI 8.8 |
| 20 | 13329719 | Clamp (Effective with S/N 173893) | 1 | |
| - | 59746248 | Clamp (Prior to S/N 173893) | 1 | |
| 21 | 13334586 | Loop Clamp (Effective with S/N 173893) | 1 | |
| - | 59587824 | Insert Clamp (Prior to S/N 173893) | 2 | |
| 22 | 96741053 | Flatwasher, Zinc Plated (Effective with S/N 173893) | 1 | M6 CI 200 |
| 23 | 96727995 | HSBHCS | 2 | M6 x 1 x 25 Gr A2 |
| 24 | 96704341 | Nut | 2 | M6 x 1 |
| 25 | 95894481 | SHCS | 3 | 5/16 x 18 x 1.5 |
| 26 | 59583427 | Plate | 3 | |
| 28 | 59583468 | Insert Clamp | 6 | |
| 30 | 96702261 | HHCS, Fully Threaded, Zinc Plated | 1 | M8 x 1.25 x 35 CI 8.8 |
| 33 | 59298406 | Cable | 1 | |
| 40 | 59299099 | Inner Tube | 1 | |
| 41 | 59299081 | Outer Tube | 1 | |
| 42 | 13329701 | Clamp (Effective with S/N 173893) | 1 | |
| - | 13158357 | Clamp (Prior to S/N 173893) | 1 | |
| 44 | 13185038 | Hose Shield | 1 | |

BOOM SECTION #4 - SHEET 2 OF 2

Dwg D13334628/01/02



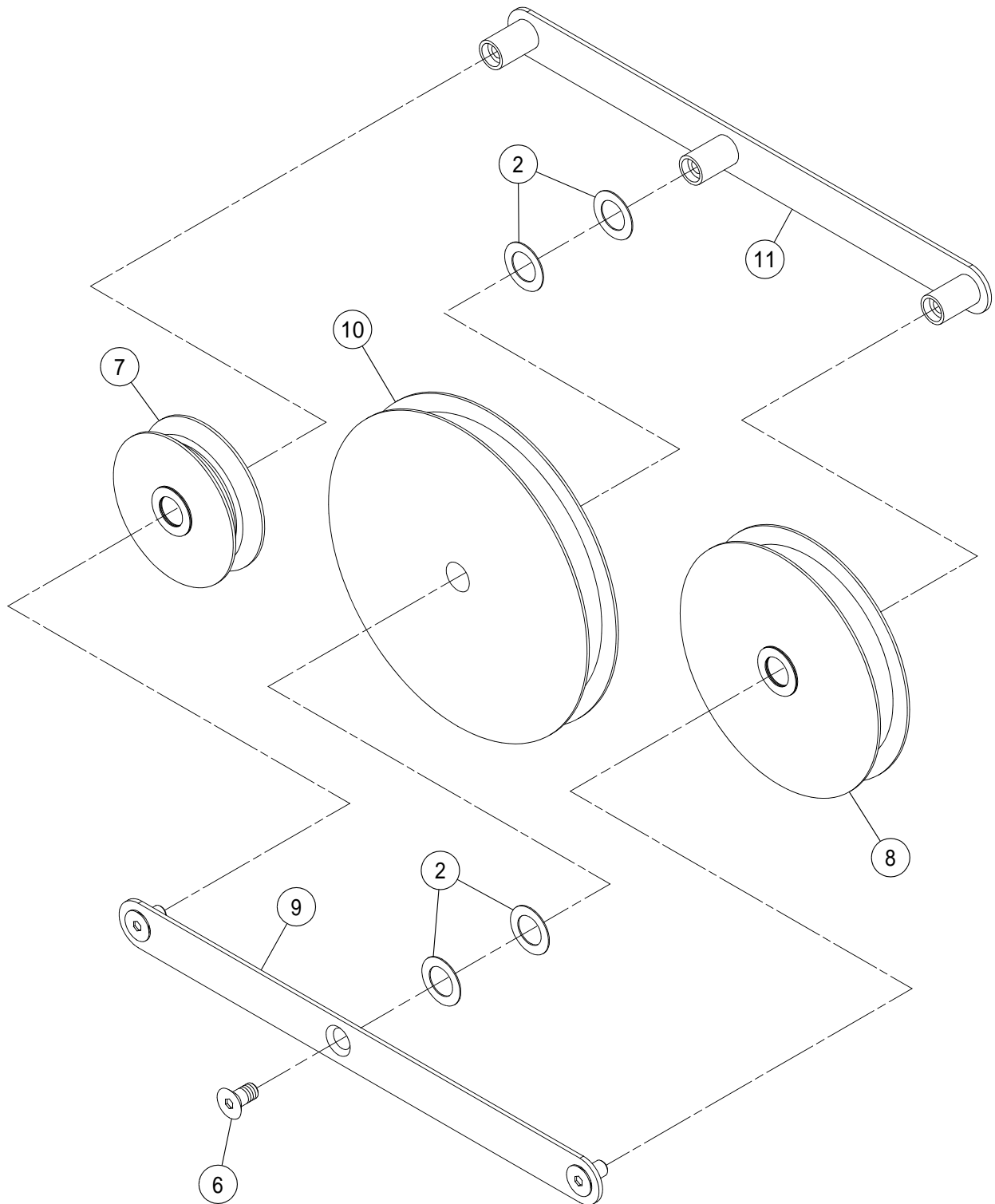
BOOM SECTION #4 - SHEET 2 OF 2

BOM 13334628, 59282079

| ITEM | COMM. NO. | DESCRIPTION | QTY | DIMENSIONS/NOTES |
|------|-----------|-------------------------|-----|-----------------------|
| 1 | 13159439 | Boom #4 | 1 | |
| 27 | 59276824 | Rod | 1 | |
| 29 | 59276733 | Cable Adjuster | 1 | |
| 33 | 59298406 | Cable | 1 | |
| 34 | 54525811 | Clamp | 2 | |
| 35 | 59607200 | Cover Plate | 1 | |
| 36 | 96702402 | HHCS, Zinc Plated | 1 | M8 x 1.25 x 50 CI 8.8 |
| 39 | 13232277 | Bearing | 1 | |
| 40 | 59299099 | Inner Tube | 1 | |
| 41 | 59299081 | Outer Tube | 1 | |
| 43 | 96738596 | Flatwasher, Zinc Plated | 1 | M12 Hardened CI 200 |

BOOM SECTION #4 TANDEM SHEAVE ASSEMBLY

Dwg D59262576/02



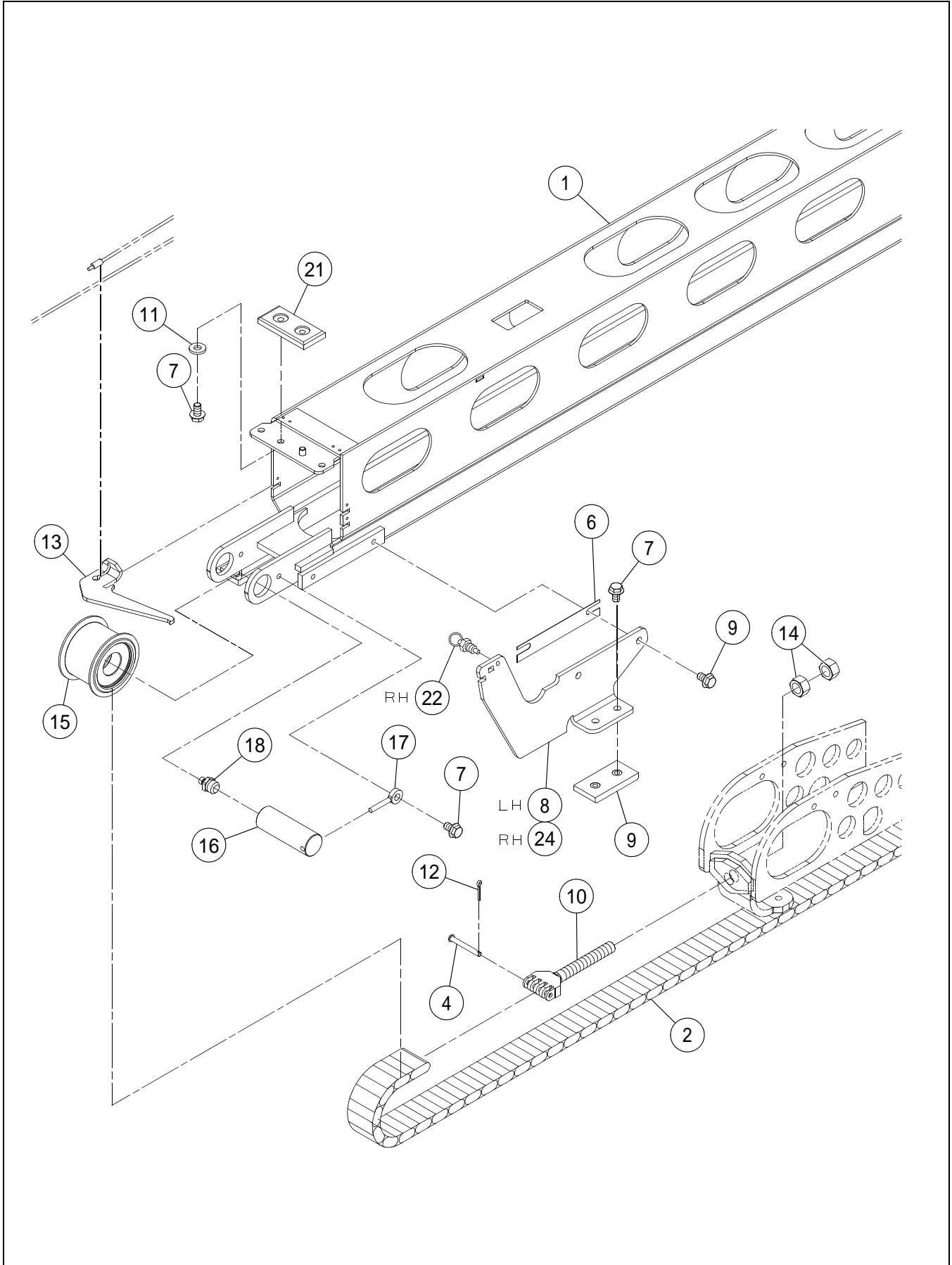
BOOM SECTION #4 TANDEM SHEAVE ASSEMBLY

BOM 59274522

| ITEM | COMM. NO. | DESCRIPTION | QTY | DIMENSIONS/NOTES |
|------|-----------|----------------|-----|------------------|
| 2 | 59454991 | Thrust Washer | 12 | |
| 6 | 96706742 | FHCS | 3 | M10 x 2 |
| 7 | 13880257 | Cable Sheave | 1 | |
| 8 | 13334552 | Sheave | 1 | |
| 9 | 59297291 | Sheave Bracket | 1 | |
| 10 | 13856604 | Sheave | 1 | |
| 11 | 13168752 | Sheave Bracket | 1 | |

CROWD BOX ASSEMBLY - EFFECTIVE WITH S/N 173893 -
SHEET 1 OF 2

Dwg D13305917/01/01



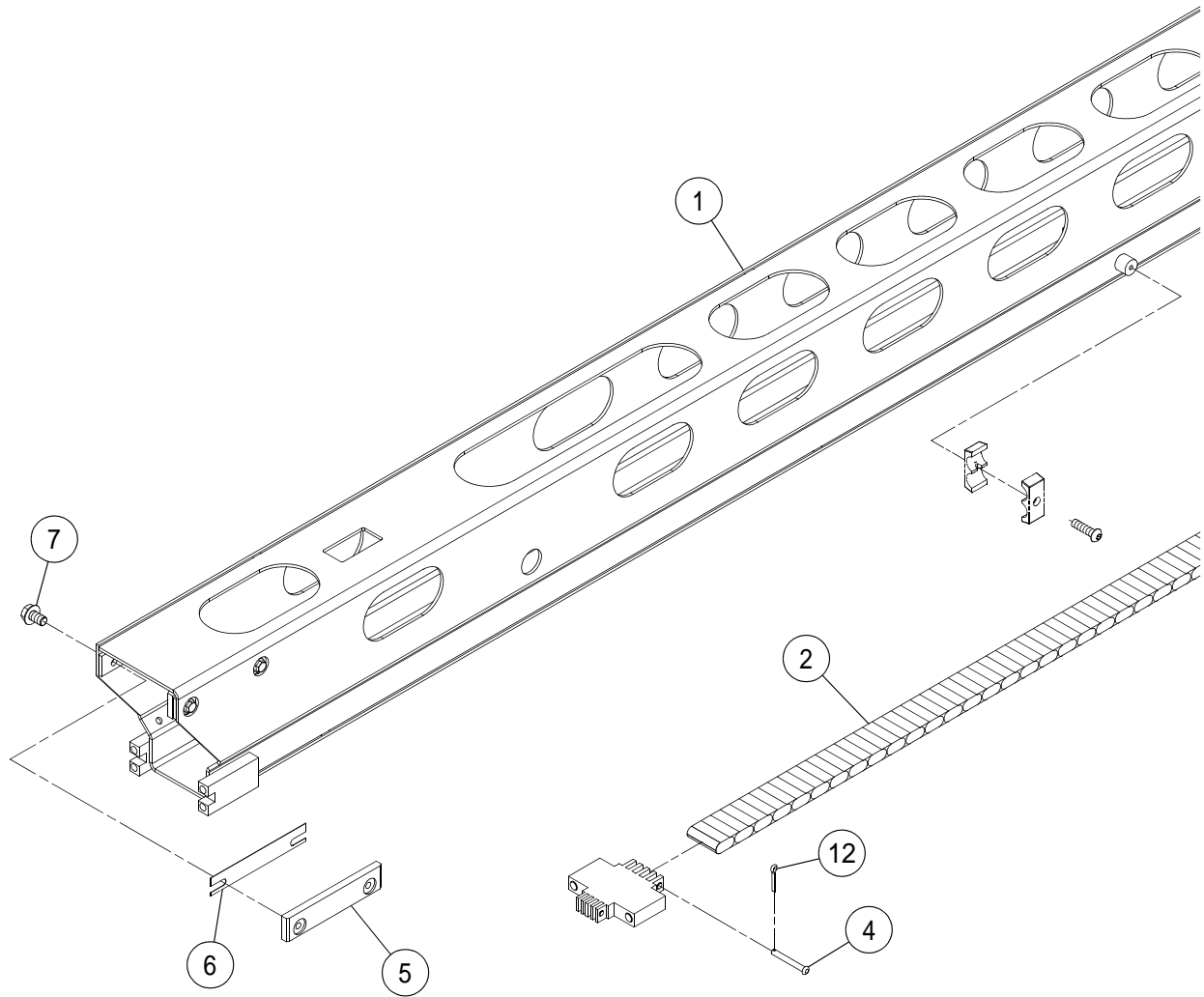
CROWD BOX ASSEMBLY - EFFECTIVE WITH S/N 173893 -
SHEET 1 OF 2

BOM 13305917

| ITEM | COMM. NO. | DESCRIPTION | QTY | DIMENSIONS/NOTES |
|------|-------------|--|----------|-------------------------|
| 1 | 13165501 | Crowd Box | 1 | |
| 2 | 59267856 | Chain Sheave | 1 | |
| 4 | 59267211 | Anchor Pin | 2 | |
| 6 | 59267724 | Shim Plate | 4 | 1.52mm |
| 7 | 96727011 | Bolt, Zinc Plated | 11 | M10 x 1.5 x 16 CI 90 |
| 8 | 13322649 | Stop Pad Holder, LH | 1 | |
| 9 | 96741111 | HSBHCS, Zinc Plated | 4 | M10 x 1.5 x 16 CI 8.8 |
| 10 | 13183413 | Threaded Anchor | 1 | |
| 11 | 96741046 | Flatwasher, Zinc Plated | 2 | M10 CI 200 |
| 12 | 95931481 | Cotter Pin | 2 | |
| 13 | 13322631 | Stop Cable | 1 | |
| 14 | 59329680 | Hex Nut | 2 | 3/4 x 16 UNF |
| 15 | NSVA | Crowd Box Chain Sheave Assembly | 1 | See Page F - 36. |
| 16 | 59297788 | Chain Sheave Pin | 1 | |
| 17 | 59116509 | Locator Pin | 1 | |
| 18 | 95201547 | Fitting | 1 | |
| 21 | 59267633 | Wear Pad | 3 | |
| 22 | 13334560 | Pull Pin | 1 | |
| 24 | 13322656 | Stop Pad Holder, RH | 1 | |

CROWD BOX ASSEMBLY - EFFECTIVE WITH S/N 173893 -
SHEET 2 OF 2

Dwg D13305917/01/02



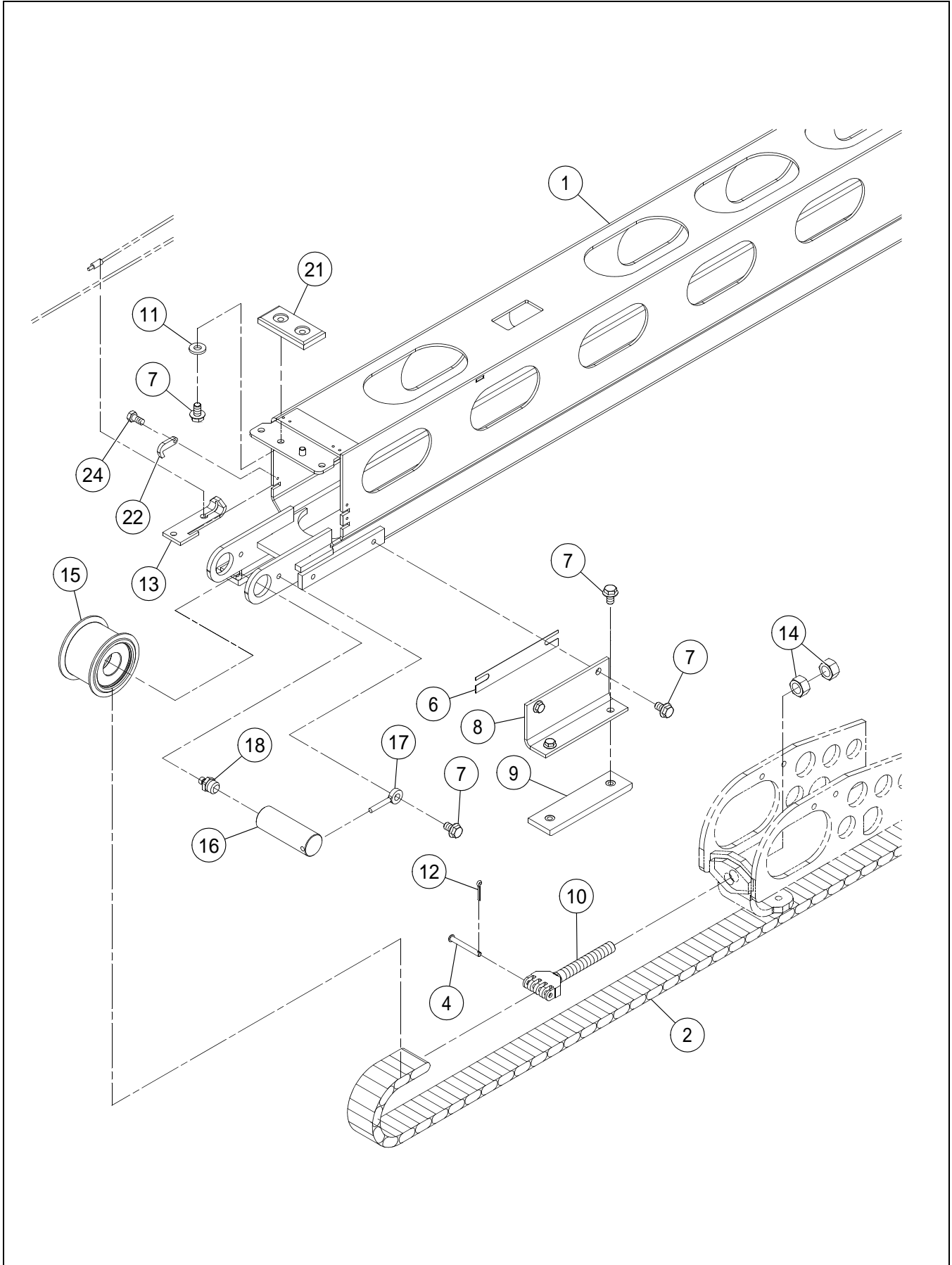
CROWD BOX ASSEMBLY - EFFECTIVE WITH S/N 173893 -
SHEET 2 OF 2

BOM 13305917

| ITEM | COMM. NO. | DESCRIPTION | QTY | DIMENSIONS/NOTES |
|------|-----------|-------------------|-----|----------------------|
| 1 | 13165501 | Crowd Box | 1 | |
| 2 | 59267856 | Chain Sheave | 1 | |
| 4 | 59267211 | Anchor Pin | 2 | |
| 5 | 59115857 | Wear Pad | 2 | |
| 6 | 59267724 | Shim Plate | 4 | 1.52mm |
| 7 | 96727011 | Bolt, Zinc Plated | 11 | M10 x 1.5 x 16 Cl 90 |
| 12 | 95931481 | Cotter Pin | 2 | |

CROWD BOX ASSEMBLY - PRIOR TO S/N 173893 - SHEET 1
OF 2

Dwg D13158613/04/01



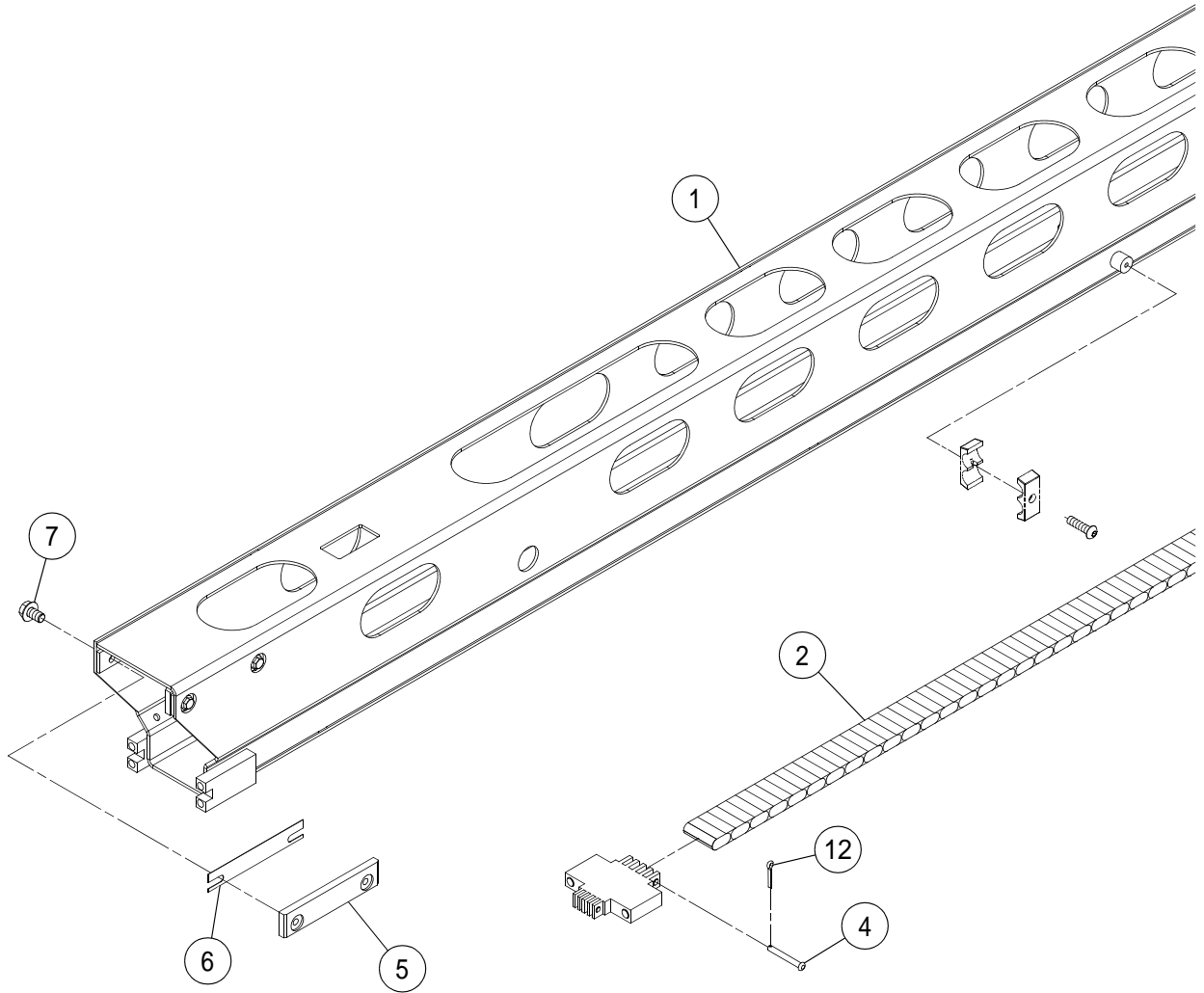
CROWD BOX ASSEMBLY - PRIOR TO S/N 173893 - SHEET 1
OF 2

BOM 59282087

| ITEM | COMM. NO. | DESCRIPTION | QTY | DIMENSIONS/NOTES |
|------|-------------|--|----------|-------------------------|
| 1 | 13165501 | Crowd Box | 1 | |
| 2 | 59267856 | Chain Sheave | 1 | |
| 4 | 59267211 | Anchor Pin | 2 | |
| 6 | 59267724 | Shim Plate | 4 | 1.52mm |
| 7 | 96727011 | Bolt, Zinc Plated | 15 | M10 x 1.5 x 16 CI 90 |
| 8 | 13158621 | Pad Bracket | 2 | |
| 9 | 13156799 | Wear Pad | 2 | |
| 10 | 13183413 | Anchor | 1 | |
| 11 | 96741046 | Flatwasher, Zinc Plated | 2 | M10 CI 200 |
| 12 | 95931481 | Cotter Pin | 2 | |
| 13 | 59298943 | Stop Cable | 1 | |
| 14 | 59329680 | Hex Nut | 2 | 3/4 x 16 UNF |
| 15 | NSVA | Crowd Box Chain Sheave Assembly | 1 | See Page F - 36. |
| 16 | 59297788 | Chain Sheave Pin | 1 | |
| 17 | 59116509 | Locator Pin | 1 | |
| 18 | 95201547 | Grease Fitting | 1 | |
| 21 | 59267633 | Wear Pad | 1 | |
| 22 | 59298984 | Keeper | 1 | |
| 24 | 96705249 | HHCS, Fully Threaded, Zinc Plated | 1 | M5 x 0.8 x 10 CI 8.8 |

CROWD BOX ASSEMBLY - PRIOR TO S/N 173893 - SHEET 2
OF 2

Dwg D13158613/04/02



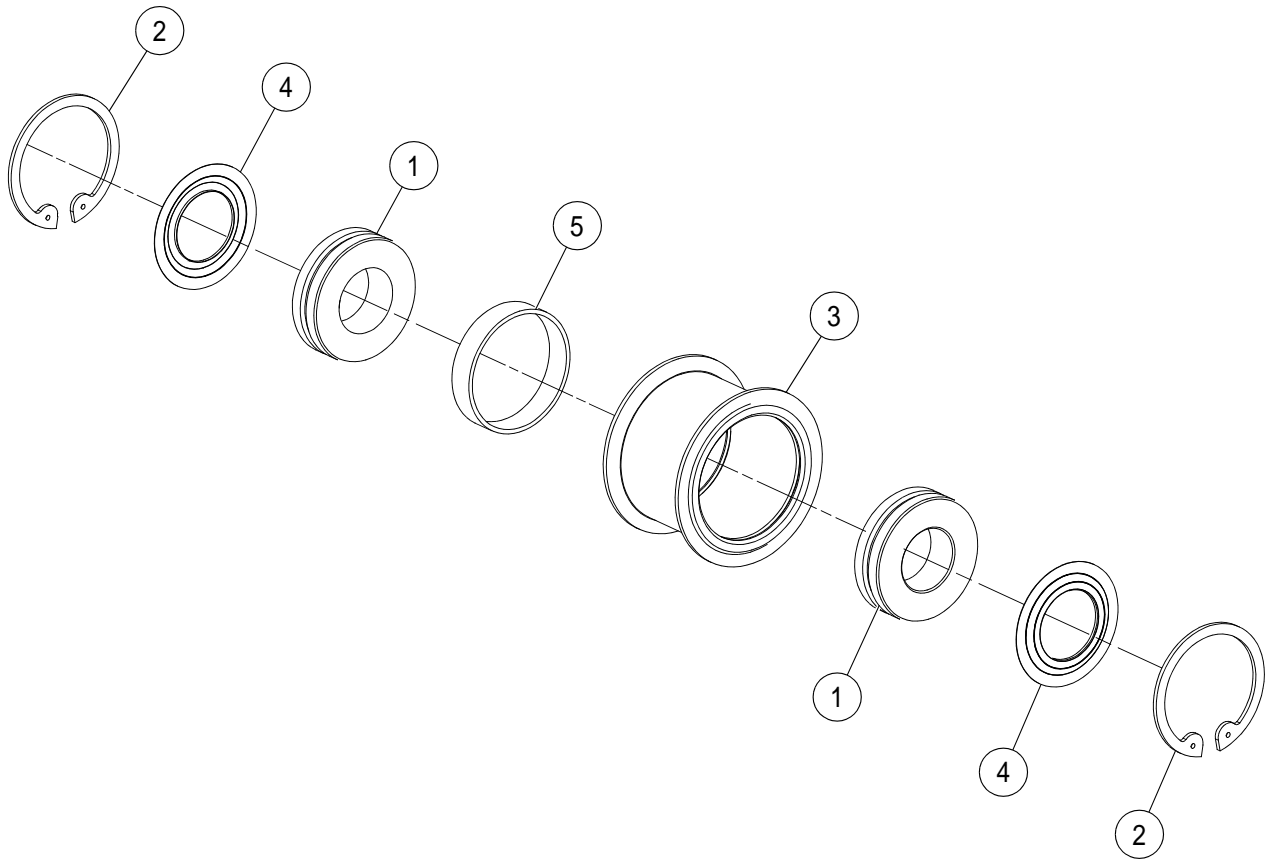
CROWD BOX ASSEMBLY - PRIOR TO S/N 173893 - SHEET 2
OF 2

BOM 59282087

| ITEM | COMM. NO. | DESCRIPTION | QTY | DIMENSIONS/NOTES |
|------|-----------|-------------------|-----|----------------------|
| 1 | 13165501 | Crowd Box | 1 | |
| 2 | 59267856 | Chain Sheave | 1 | |
| 4 | 59267211 | Anchor Pin | 2 | |
| 5 | 59115857 | Wear Pad | 2 | |
| 6 | 59267724 | Shim Plate | 4 | 1.52mm |
| 7 | 96727011 | Bolt, Zinc Plated | 15 | M10 x 1.5 x 16 CI 90 |
| 12 | 95931481 | Cotter Pin | 2 | |

CROWD BOX CHAIN SHEAVE ASSEMBLY

Dwg D59262550/01



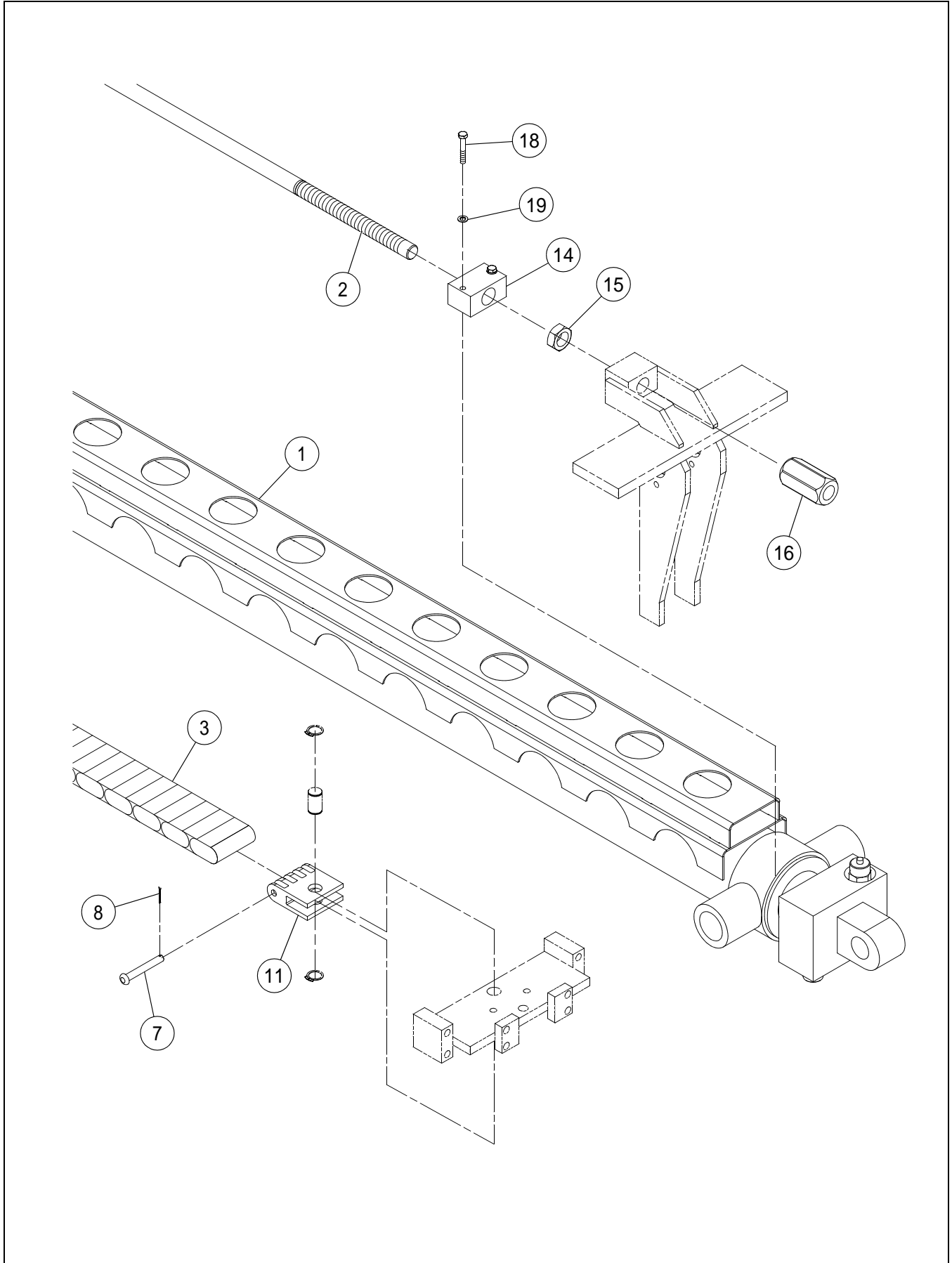
CROWD BOX CHAIN SHEAVE ASSEMBLY

BOM 59297747

| ITEM | COMM. NO. | DESCRIPTION | QTY | DIMENSIONS/NOTES |
|------|-----------|-------------------|-----|------------------|
| 1 | 59211623 | Eccentric Bearing | 2 | |
| 2 | 95223087 | Ring | 2 | |
| 3 | 59297739 | Steel Sheave | 1 | |
| 4 | 54610811 | Seal | 2 | |
| 5 | 13158001 | Spacer Ring | 1 | |

CROWD CYLINDER ASSEMBLY - SHEET 1 OF 2

Dwg D13158969/03/01



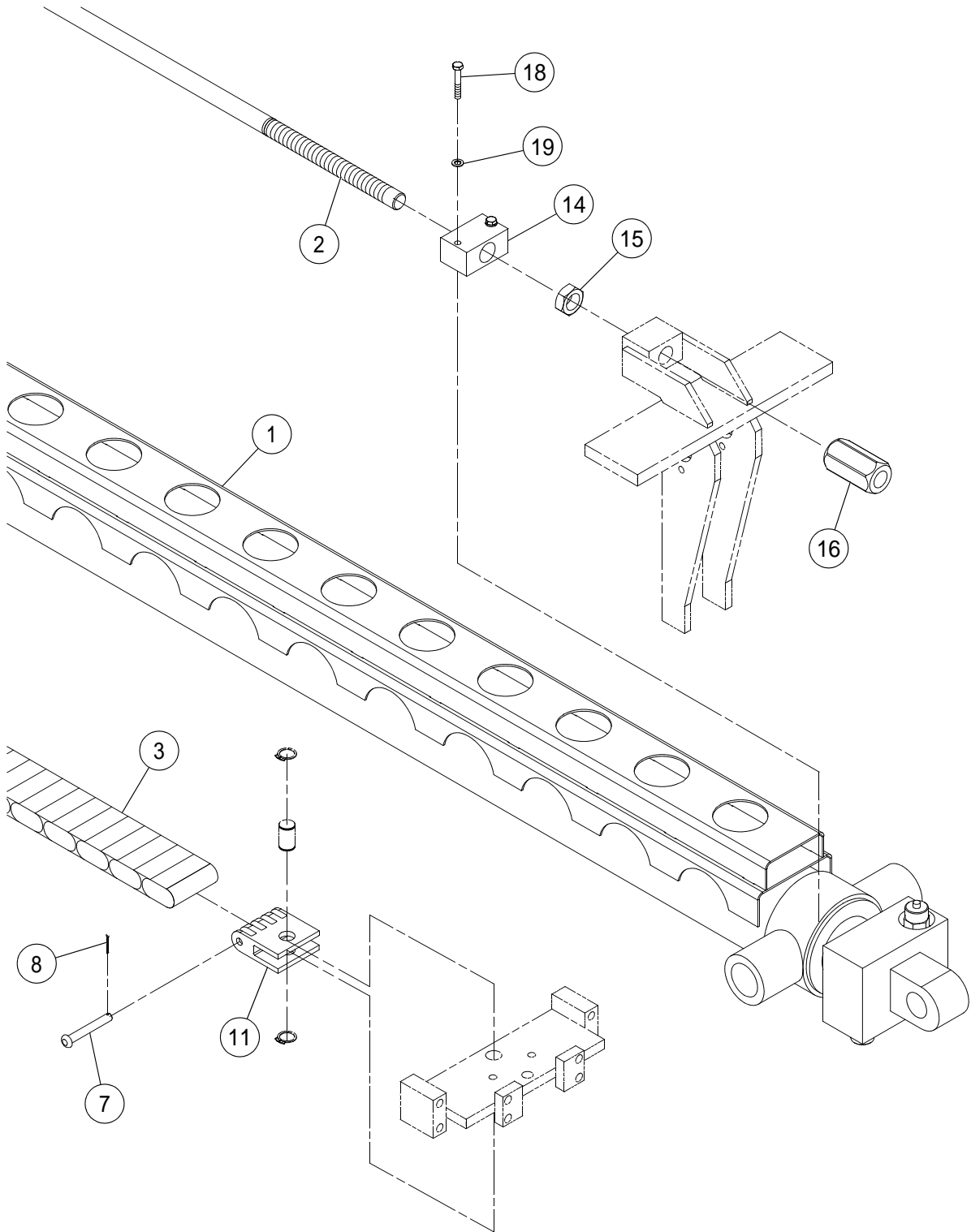
CROWD CYLINDER ASSEMBLY - SHEET 1 OF 2

BOM 13265087

| ITEM | COMM. NO. | DESCRIPTION | QTY | DIMENSIONS/NOTES |
|----------|-------------|---|----------|-------------------------|
| 1 | 59282723 | Crowd Cylinder | 1 | |
| - | 54654322 | - Counterbalance Valve | 1 | |
| - | 13284112 | - Cartridge Valve | 1 | |
| - | 13284138 | - Seal Kit | 1 | |
| 2 | 59296590 | Threaded Anchor | 1 | |
| 3 | 59267849 | Chain Sheave | 1 | |
| 4 | 59267633 | Wear Pad | 3 | |
| 5 | NSVA | Crowd Cylinder Chain Sheave Assembly | 1 | See Page F - 42. |
| 6 | 13183421 | Clevis | 1 | |
| 7 | 59298554 | Anchor Pin | 2 | |
| 8 | 95985479 | Cotter Pin | 2 | |
| 9 | 59297671 | Pin | 1 | |
| 10 | 95201547 | Fitting | 1 | |
| 12 | 95223434 | Retaining Ring | 1 | |
| 13 | 96706742 | FHCS | 2 | M10 x 2 |
| 17 | 96741046 | Flatwasher, Zinc Plated | 2 | M10 CI 200 |
| 20 | 96702774 | HHCS, Fully Threaded, Zinc Plated | 2 | M10 x 1.5 x 25 CI 10.9 |
| 21 | 96704432 | Lockbolt, Zinc Plated | 4 | M10 x 1.5 x 20 CI 90 |
| 22 | 59267690 | Shim Plate | 2 | 1.52mm |
| 23 | 96711833 | Flatwasher, Zinc Plated | 2 | M10 CI 10 |
| 24 | 59267682 | Shim Plate | 2 | 0.381mm |
| 25 | 59298588 | Anchor Pad | 2 | |

CROWD CYLINDER ASSEMBLY - SHEET 2 OF 2

Dwg D13158969/03/02



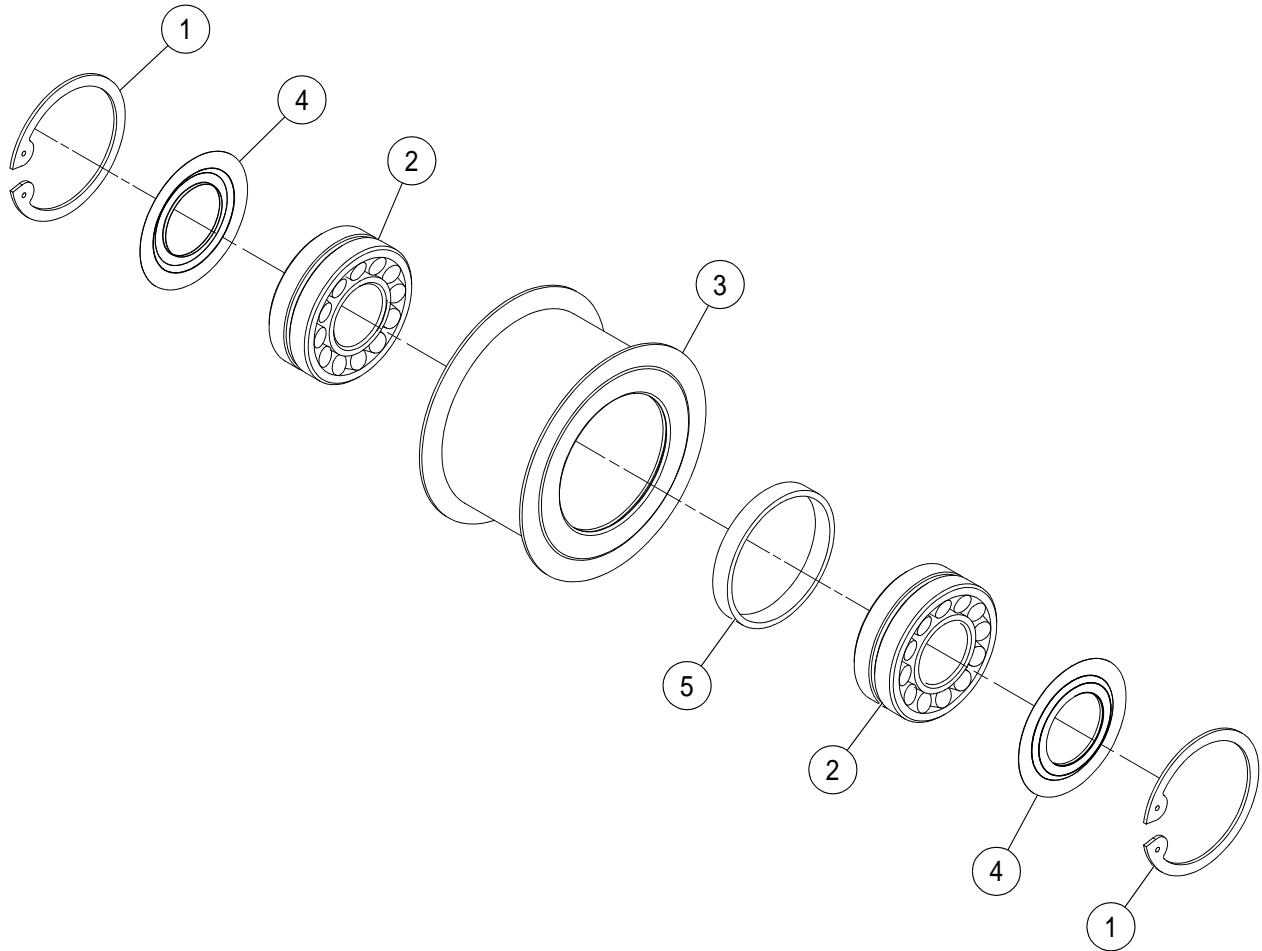
CROWD CYLINDER ASSEMBLY - SHEET 2 OF 2

BOM 13265087

| ITEM | COMM. NO. | DESCRIPTION | QTY | DIMENSIONS/NOTES |
|------|-----------|------------------------|-----|-----------------------|
| 1 | 59282723 | Crowd Cylinder | 1 | |
| - | 54654322 | - Counterbalance Valve | 1 | |
| - | 13284112 | - Cartridge Valve | 1 | |
| - | 13284138 | - Seal Kit | 1 | |
| 2 | 59296590 | Threaded Anchor | 1 | |
| 3 | 59267849 | Chain Sheave | 1 | |
| 7 | 59298554 | Anchor Pin | 2 | |
| 8 | 95985479 | Cotter Pin | 2 | |
| 11 | 13183322 | Clevis | 1 | |
| 14 | 59268144 | Guide Rod | 1 | |
| 15 | 95944468 | Nut | 1 | 1 x 12 |
| 16 | 59101618 | Nut | 1 | 1.0" |
| 18 | 96702402 | HHCS, Zinc Plated | 2 | M8 x 1.25 x 50 CI 8.8 |
| 19 | 96741038 | Flatwasher | 2 | M8 x 1.25 CI 200 |

CROWD CYLINDER CHAIN SHEAVE ASSEMBLY

Dwg D13159595/01



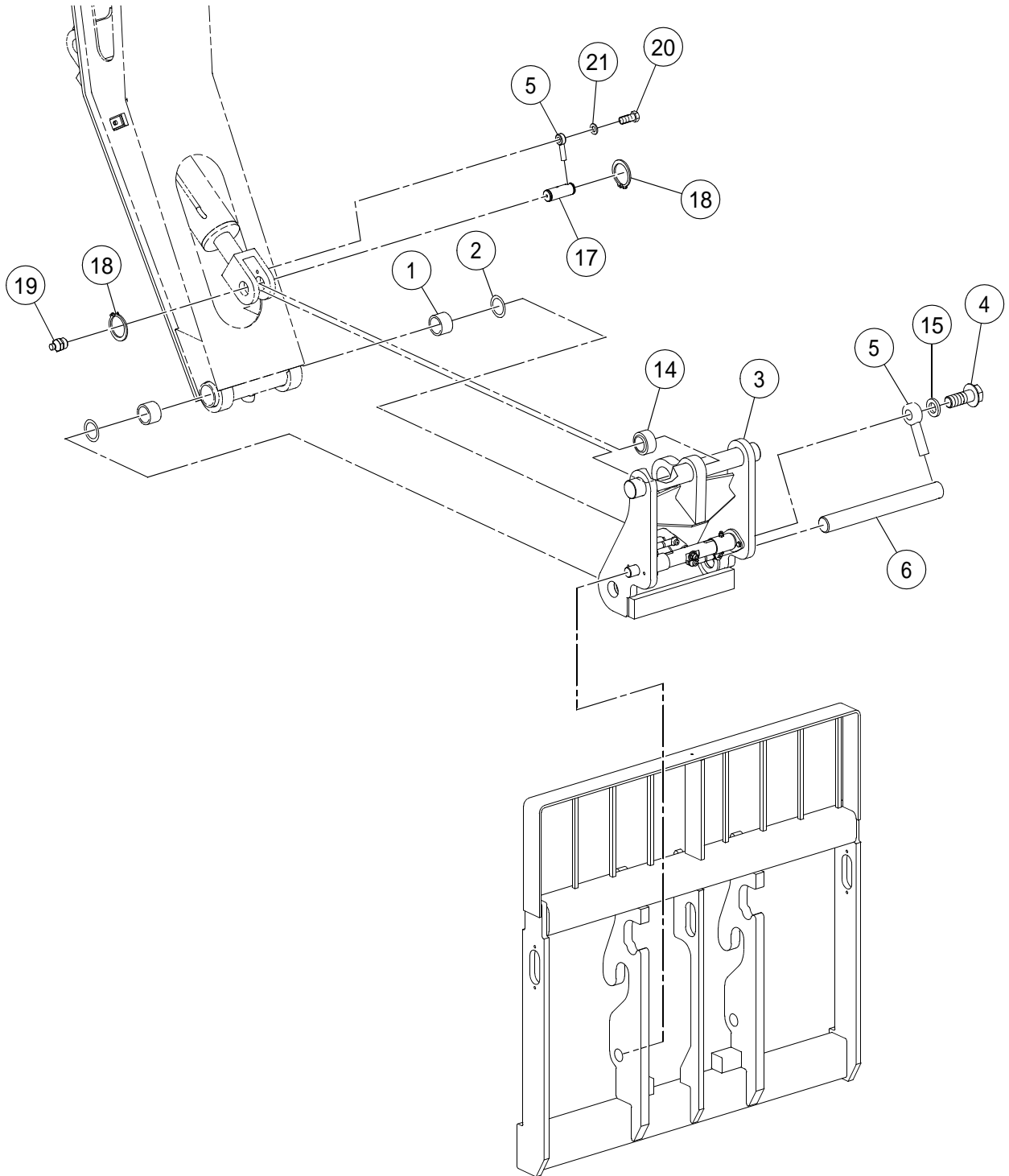
CROWD CYLINDER CHAIN SHEAVE ASSEMBLY

BOM 59297648

| ITEM | COMM. NO. | DESCRIPTION | QTY | DIMENSIONS/NOTES |
|------|-----------|--------------|-----|------------------|
| 1 | 95223178 | Ring | 2 | |
| 2 | 13185756 | Bearings | 2 | |
| 3 | 59297630 | Steel Sheave | 1 | |
| 4 | 54610704 | Steel Seal | 2 | |
| 5 | 13157938 | Spacer Ring | 1 | |

QUICK-ATTACH CARRIAGE INSTALLATION

Dwg D59158469/01



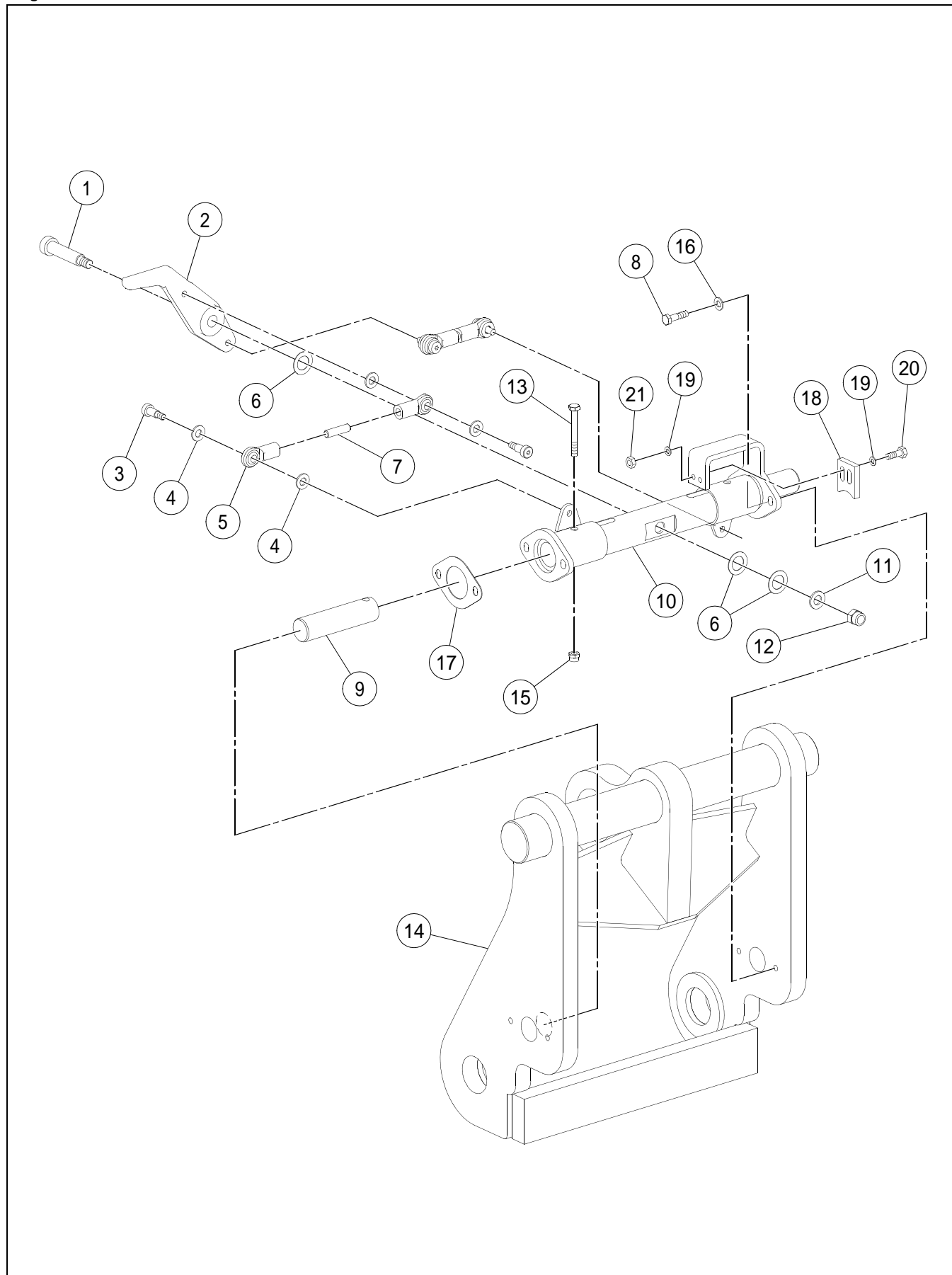
QUICK-ATTACH CARRIAGE INSTALLATION

BOM 59229781, 59299370, 59299321, 59295139

| ITEM | COMM. NO. | DESCRIPTION | QTY | DIMENSIONS/NOTES |
|----------|-------------|---|----------|-------------------------|
| 1 | 59454215 | Inner Bearing | 2 | |
| 2 | 59455766 | Thrust Washer | 2 | |
| 3 | NSVA | Quick-Attach Apron Assembly | 1 | See Page F - 46. |
| 4 | 96738349 | SHCS, Zinc Plated | 1 | M12 x 1.75 x 35 CI 8.8 |
| 5 | 59455154 | Anchor | 2 | |
| 6 | 13232251 | Pin | 1 | |
| 7 | 59299388 | 48" Quick-Attach Carriage (Not Shown) | 1 | |
| - | 59299339 | 60" Quick-Attach Carriage | 1 | |
| - | 59295147 | 72" Quick-Attach Carriage | 1 | |
| 8 | 96701917 | HHCS, Fully Threaded, Zinc Plated (Not Shown) | 4 | M10 x 1.5 x 30 CI 8.8 |
| 9 | 59510065 | Lockwasher (Not Shown) | 4 | |
| 10 | 59451815 | Plate (Not Shown) | 2 | |
| 11 | 58793209 | 48" Load Arm (Not Shown) | 1 | |
| - | 58793191 | 60" Load Arm | 1 | |
| - | 58793183 | 72" Load Arm | 1 | |
| 12 | 13340484 | Decal: Quick-Attach Carriage (Not Shown) | 1 | |
| 13 | 59010173 | Metal Tack (Not Shown) | 2 | |
| 14 | 13232277 | Bearing | 1 | |
| 15 | 96701545 | Flatwasher, Zinc Plated | 1 | M12 Hardened |
| 17 | 13232244 | Cylinder Pivot Pin | 1 | |
| 18 | 95992616 | External Retaining Ring | 2 | |
| 19 | 95201547 | Fitting | 1 | |
| 20 | 96743216 | SHSS, Zinc Plated | 1 | M10 x 1.5 x 12 CI 12.9 |
| 21 | 96741046 | Flatwasher, Zinc Plated | 1 | M10 CI 200 |

QUICK-ATTACH APRON ASSEMBLY

Dwg D13219589/00



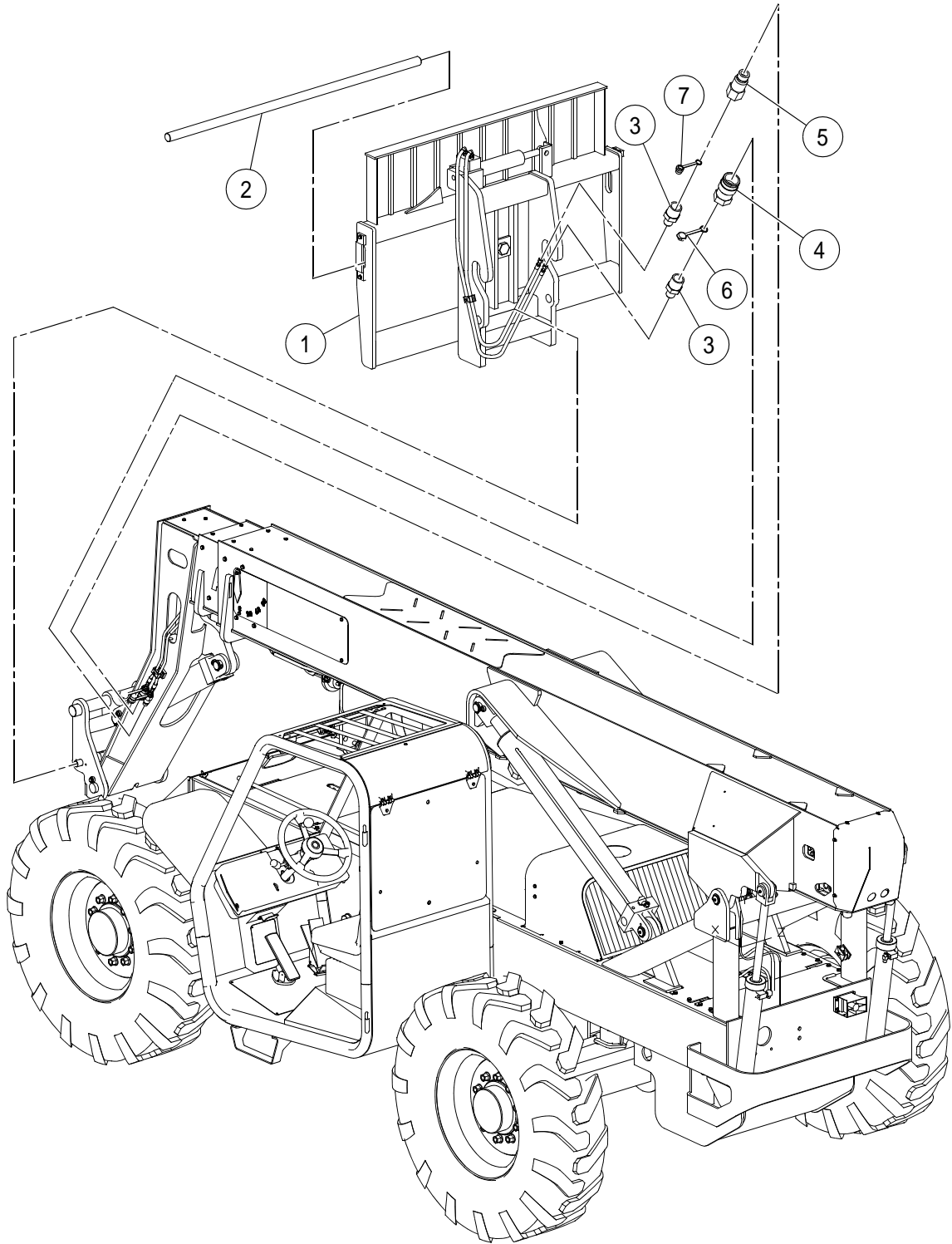
QUICK-ATTACH APRON ASSEMBLY

BOM 13219597

| ITEM | COMM. NO. | DESCRIPTION | QTY | DIMENSIONS/NOTES |
|------|-----------|-----------------------------------|-----|-----------------------|
| 1 | 96741137 | Shoulder Screw | 1 | |
| 2 | 59129593 | Handle | 1 | |
| 3 | 96728233 | Shoulder Screw | 4 | |
| 4 | 96741046 | Flatwasher, Zinc Plated | 8 | M10 CI 200 |
| 5 | 59101774 | Rod End | 4 | |
| 6 | 59454991 | Thrust Washer | 3 | |
| 7 | 13161872 | Threaded Rod | 2 | |
| 8 | 96705587 | HHCS, Fully Threaded, Zinc Plated | 4 | M8 x 1.25 x 30 CI 8.8 |
| 9 | 59101758 | Pin | 2 | |
| 10 | 13199393 | Apron Handle | 1 | |
| 11 | 96738596 | Flatwasher, Zinc Plated | 1 | M12 Hardened CI 200 |
| 12 | 96704622 | Locknut, Zinc Plated | 1 | M12 x 1.75 CI 8 |
| 13 | 96705140 | HHCS, Fully Threaded, Zinc Plated | 2 | M8 x 1.25 x 65 CI 8.8 |
| 14 | 13187364 | Quick-Attach Apron | 1 | |
| 15 | 96704606 | Hex Locknut, Zinc Plated | 2 | M8 x 1.25 CI 8 |
| 16 | 96741038 | Flatwasher | 4 | M8 x 1.25 CI 200 |
| 17 | 59181248 | Shim | 2 | 1.0mm |
| 18 | 13195862 | Rubber Stop Pin | 1 | |
| 19 | 59889162 | Flatwasher | 4 | Hardened |
| 20 | 96701461 | HHCS, Fully Threaded, Zinc Plated | 2 | M6 x 1 x 25 CI 8.8 |
| 21 | 96704598 | Hex Locknut, Zinc Plated | 2 | M6 CI 8 |

SIDE-TILT CARRIAGE INSTALLATION - OPTIONAL

Dwg D59213447/00



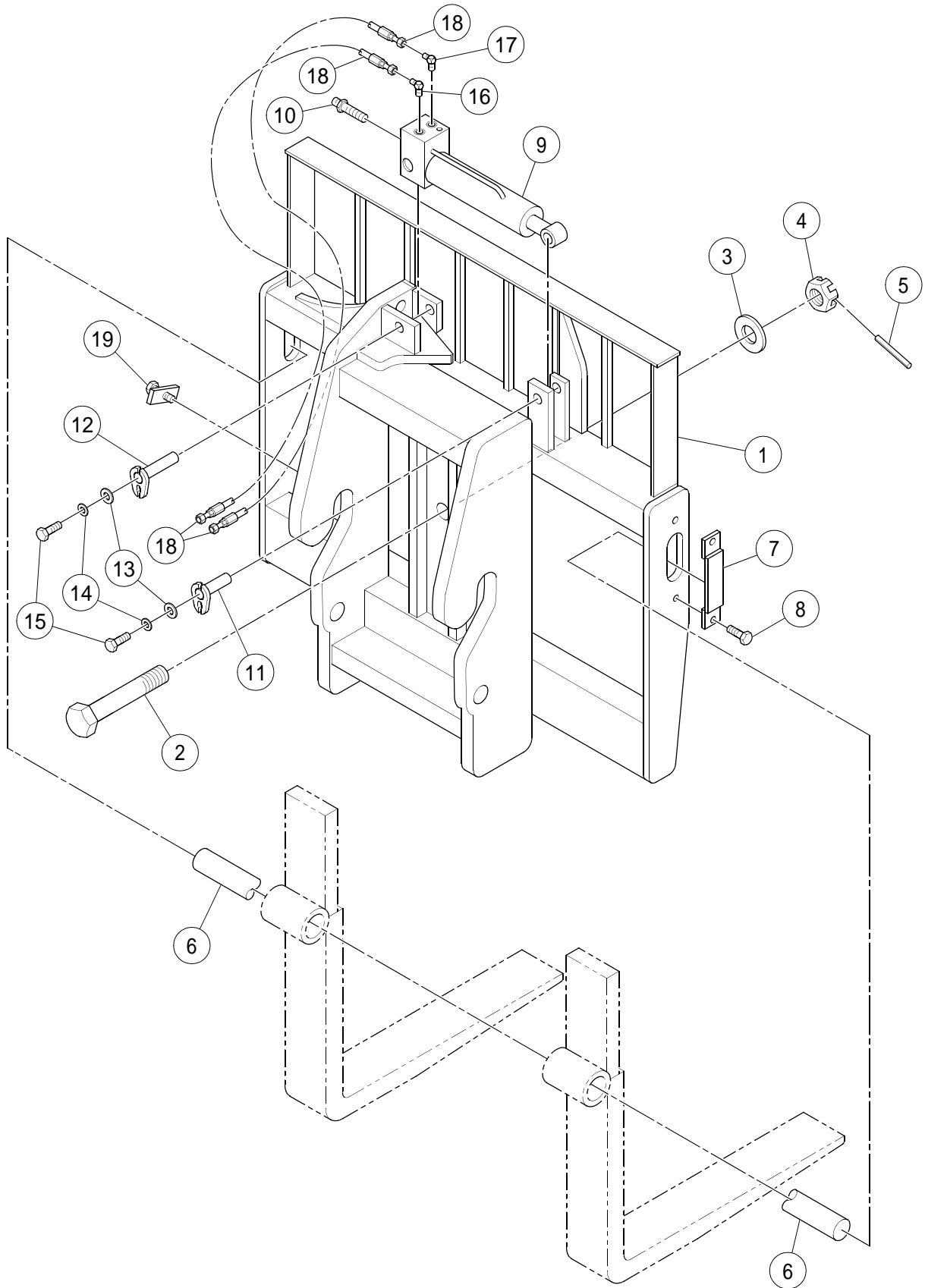
SIDE-TILT CARRIAGE INSTALLATION - OPTIONAL

BOM 59149385, 59149419, 13219878

| ITEM | COMM. NO. | DESCRIPTION | QTY | DIMENSIONS/NOTES |
|------|-----------|---------------------------------------|-----|-----------------------|
| 1 | 59199687 | 48" Side/Tilt Quick-Attach Carriage | 1 | See Breakdown F - 50. |
| - | 59199695 | 60" Side/Tilt Quick-Attach Carriage | 1 | See Breakdown F - 52. |
| - | 13198742 | 72" Side/Tilt Quick-Attach Carriage | 1 | See Breakdown F - 54. |
| 2 | | This item not used with this Assembly | | |
| 3 | 95231031 | Adapter | 2 | |
| 4 | 59096735 | Coupler | 1 | |
| 5 | 59096743 | Nipple | 1 | |
| 6 | 59096750 | Coupler Dust Cap | 1 | |
| 7 | 59096768 | Nipple Dust Cap | 1 | |

48" SIDE TILT QUICK-ATTACH CARRIAGE (59199687) - INTERNAL BREAKDOWN

Dwg 59199687/00



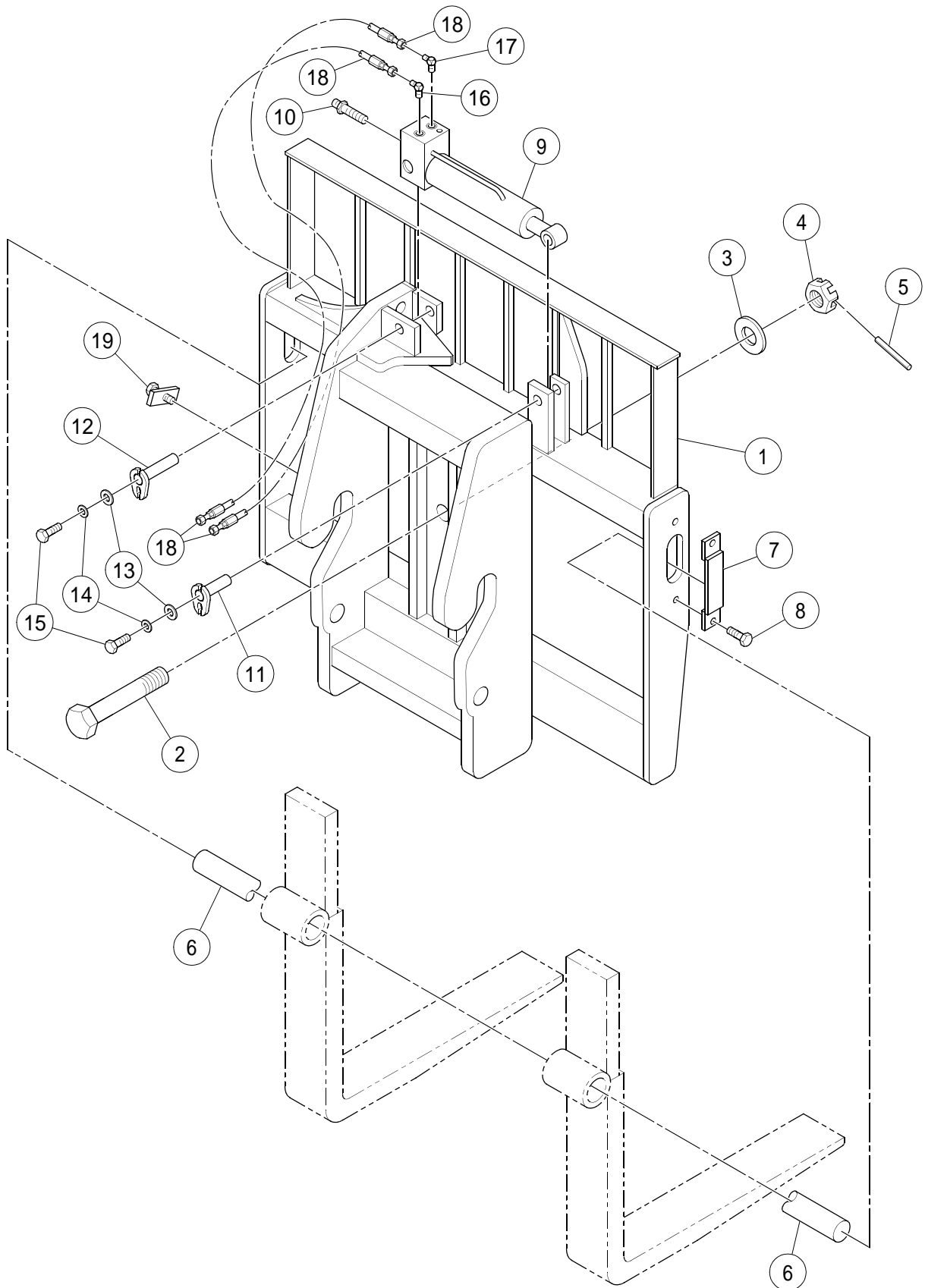
48" SIDE TILT QUICK-ATTACH CARRIAGE (59199687) -
INTERNAL BREAKDOWN

BOM 59199687

| ITEM | COMM. NO. | DESCRIPTION | QTY | DIMENSIONS/NOTES |
|------|-----------|---|-----|------------------|
| 1 | NSS | Not Sold Separately | 1 | |
| 2 | 59231316 | Hex Head Bolt | 1 | |
| 3 | 59231324 | Flat Washer | 1 | |
| 4 | 59231332 | Castle Hex Nut | 1 | |
| 5 | 59231340 | Split Pin | 1 | |
| 6 | 59231357 | Fork Pin | 1 | |
| 7 | 59231365 | Fork Pin Retainer | 2 | |
| 8 | 59231373 | H.H.M.S. | 2 | |
| 9 | 59110932 | Cylinder | 1 | |
| - | 59231282 | - Seal Kit | 1 | |
| 10 | 59231381 | Center Valve | 2 | |
| - | 59231399 | - O-ring Kit | 1 | |
| 11 | 59231407 | Locking Pin | 1 | |
| 12 | 59231415 | Locking Pin | 1 | |
| 13 | 59231423 | Flat Washer | 2 | |
| 14 | 59231431 | Lock Washer | 2 | |
| 15 | 59231449 | H.H.M.S. | 2 | |
| 16 | 59231456 | Fitting, 90° | 1 | |
| 17 | 59231506 | Fitting w/Orifice, 90° | 1 | |
| 18 | 59231464 | Hose Assembly | 2 | 69.0" |
| 19 | 59231472 | Hose Clamp | 1 | |
| 20 | 59231480 | Hose Kit (Includes Items 16 and 18) (Not Shown) | 1 | |

60" SIDE TILT QUICK-ATTACH CARRIAGE (59199695) - INTERNAL BREAKDOWN

Dwg 59199687/00



**60" SIDE TILT QUICK-ATTACH CARRIAGE (59199695) -
INTERNAL BREAKDOWN**

BOM 59199695

| ITEM | COMM. NO. | DESCRIPTION | QTY | DIMENSIONS/NOTES |
|------|-----------|-------------------------------------|-----|------------------|
| 1 | NSS | Not Sold Separately | 1 | |
| 2 | 59231316 | Hex Head Bolt | 1 | |
| 3 | 59231324 | Flat Washer | 1 | |
| 4 | 59231332 | Castle Hex Nut | 1 | |
| 5 | 59231340 | Split Pin | 1 | |
| 6 | 59231498 | Fork Pin | 1 | |
| 7 | 59231365 | Fork Pin Retainer | 1 | |
| 8 | 59231373 | H.H.M.S. | 2 | |
| 9 | 59110932 | Cylinder | 1 | |
| - | 59231282 | -Seal Kit | 1 | |
| 10 | 59231381 | Center Valve | 2 | |
| - | 59231399 | -O-ring Kit | 1 | |
| 11 | 59231407 | Locking Pin | 1 | |
| 12 | 59231415 | Locking Pin | 1 | |
| 13 | 59231423 | Flat Washer | 2 | |
| 14 | 59231431 | Lock Wahser | 2 | |
| 15 | 59231449 | H.H.M.S. | 2 | |
| 16 | 59231456 | Fitting, 90° | 1 | |
| 17 | 59231506 | Fitting w/Orifice, 90° | 1 | |
| 18 | 59231464 | Hose Assembly | 2 | 69.0" |
| 19 | 59231472 | Hose Clamp | 1 | |
| 20 | 59231480 | Hose Kit (Includes Items 16 and 18) | 1 | |

72" SIDE TILT QUICK-ATTACH CARRIAGE (13198742) - INTERNAL BREAKDOWN

Dwg 13198742/00

ATT **MAJOR**
MANUFACTURED BY
 ATTACHMENT TECHNOLOGIES, INC.
 DELHI, IOWA 52222 U.S.A.

ATTACHMENT MODEL#: _____

SERIAL#: _____

MAX HYDRAULIC PRESSURE: _____ PSI

WEIGHT: _____ LBS. CAPACITY: _____ LBS.

Capacity of Rough Terrain Truck AND Attachment
 Combination May Be Less Than Capacity Shown on
 Attachment. Consult Truck Nameplate and Load
 Handling Chart Furnished by Truck Manufacturer. #40495

WARNING




HIGH-PRESSURE FLUID HAZARD

To prevent serious injury or death:

- Relieve pressure on system before repairing or adjusting or disconnecting.
- Wear proper hand and eye protection when searching for leaks. Use wood or cardboard instead of hands.
- Keep all components in good repair.

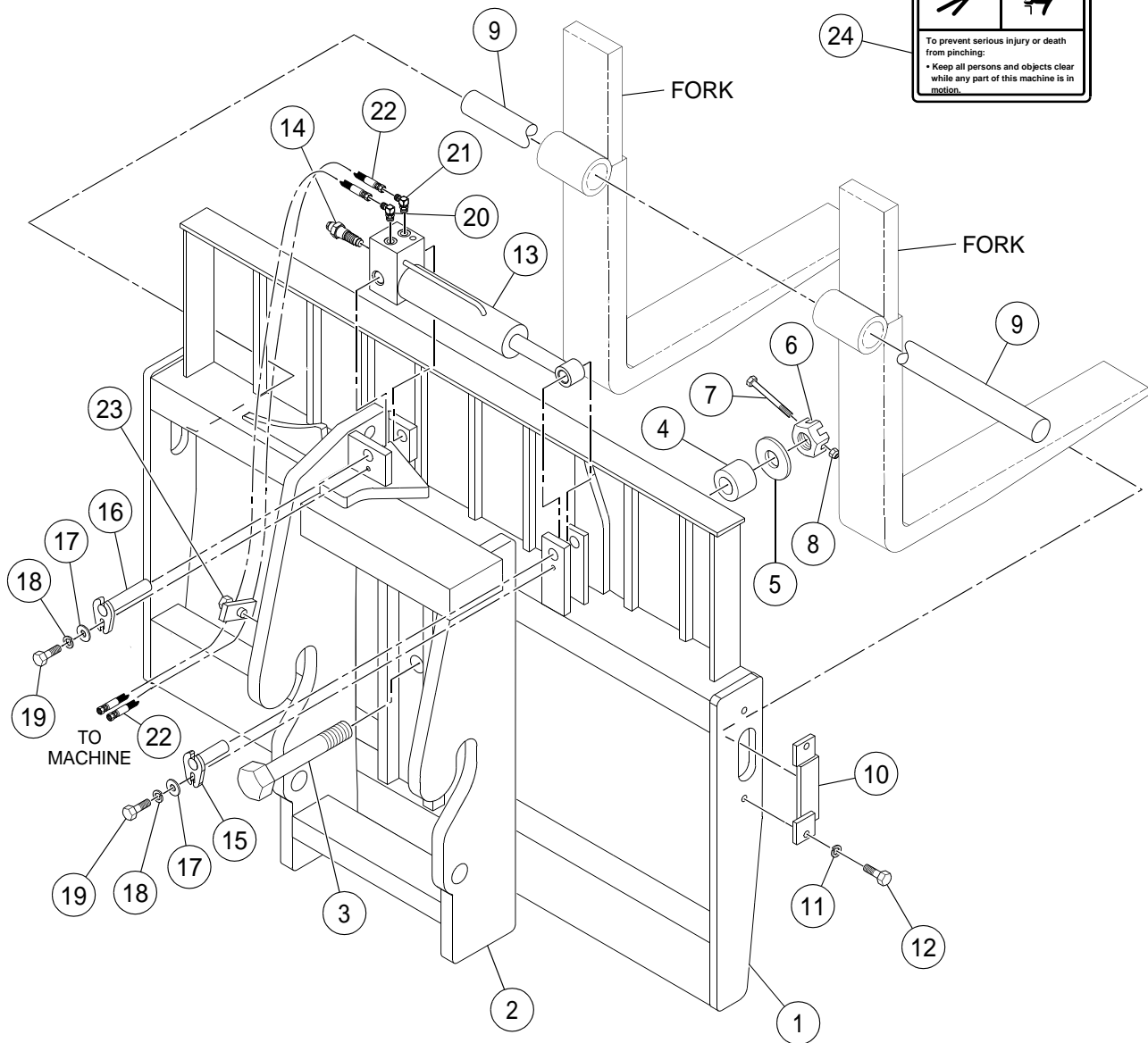
#40151

DANGER




**To prevent serious injury or death
 from pinching:**

- Keep all persons and objects clear while any part of this machine is in motion.



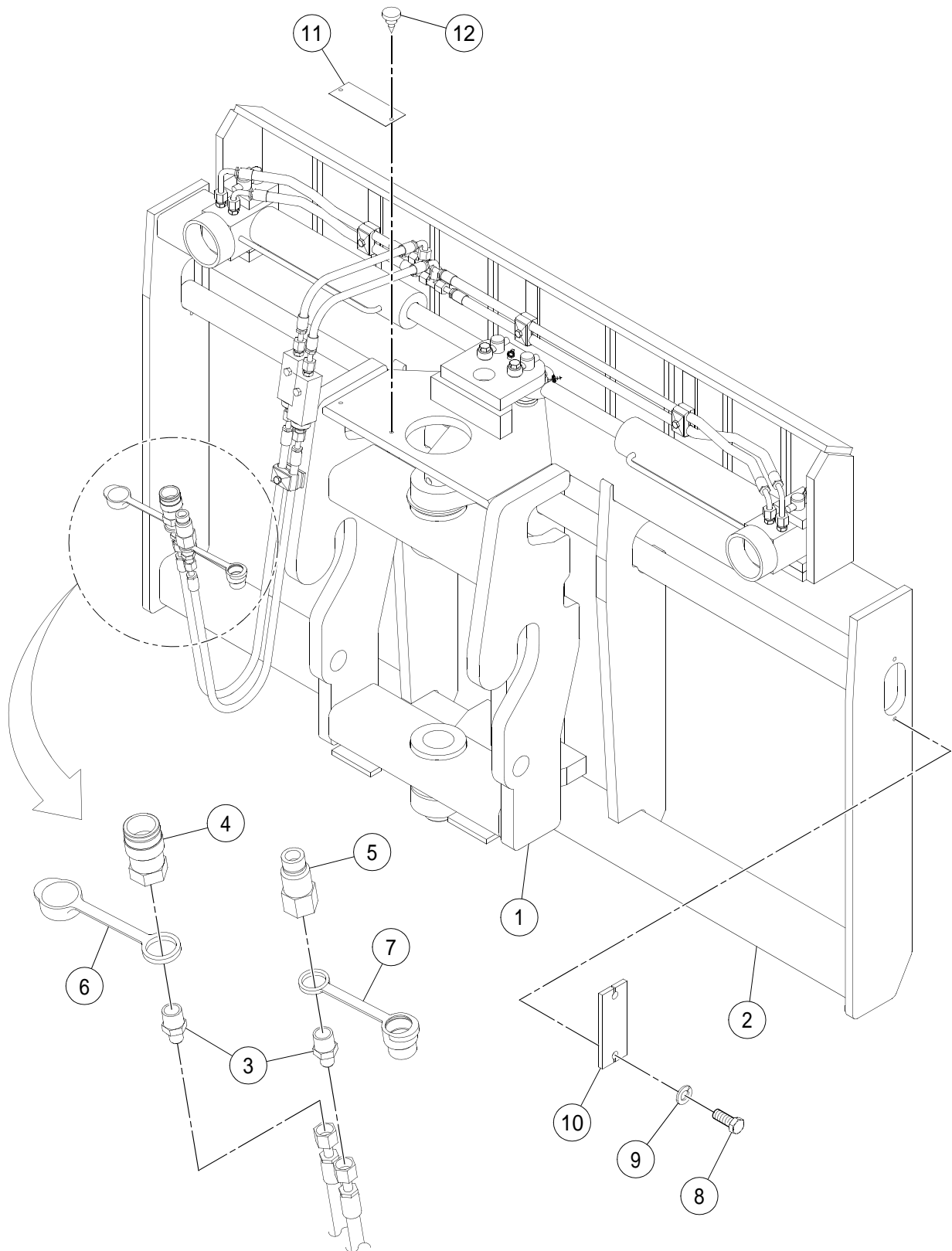
72" SIDE TILT QUICK-ATTACH CARRIAGE (13198742) -
INTERNAL BREAKDOWN

BOM 13198742

| ITEM | COMM. NO. | DESCRIPTION | QTY | DIMENSIONS/NOTES |
|------|-----------|---------------------------|-----|------------------|
| 1 | 13510763 | Front Frame | 1 | |
| 2 | 13510771 | Rear Frame | 1 | |
| 3 | 13510789 | Hex Head Bolt | 1 | |
| 4 | 13510797 | Bearing Spacer | 1 | |
| 5 | 13510805 | Washer | 1 | |
| 6 | 13510813 | Hex Nut | 1 | |
| 7 | 13510821 | Hex Head Bolt | 1 | |
| 8 | 13510839 | Hex Nut | 1 | |
| 9 | 13306303 | Load Arm | 1 | |
| 10 | 13510847 | Retainer Assembly | 1 | |
| 11 | 13510854 | Washer | 2 | |
| 12 | 13510862 | Hex Head Screw | 2 | |
| 13 | 13510870 | Cylinder | 1 | |
| - | 13510979 | - Cylinder Packing Kit | 1 | |
| 14 | 13510896 | Center Valve | 2 | |
| 15 | 13510904 | Locking Pin | 1 | |
| 16 | 59231415 | Locking Pin | 1 | |
| 17 | 59231423 | Flatwasher | 2 | |
| 18 | 59231431 | Lockwasher | 2 | |
| 19 | 13510912 | Hex Head Screw | 2 | |
| 20 | 13510920 | Fitting | 1 | |
| 21 | 13510938 | Fitting | 1 | |
| 22 | 13510946 | Hose Assembly | 2 | |
| 23 | 13510953 | Hose Clamp | 1 | |
| 24 | 13510961 | Pinch Point Decal | 2 | |
| 25 | 13510987 | High Pressure Fluid Decal | 1 | |
| 26 | 13510995 | Serial Number Decal | 1 | |

72" SWING CARRIAGE INSTALLATION - OPTIONAL

Dwg D13170204/00



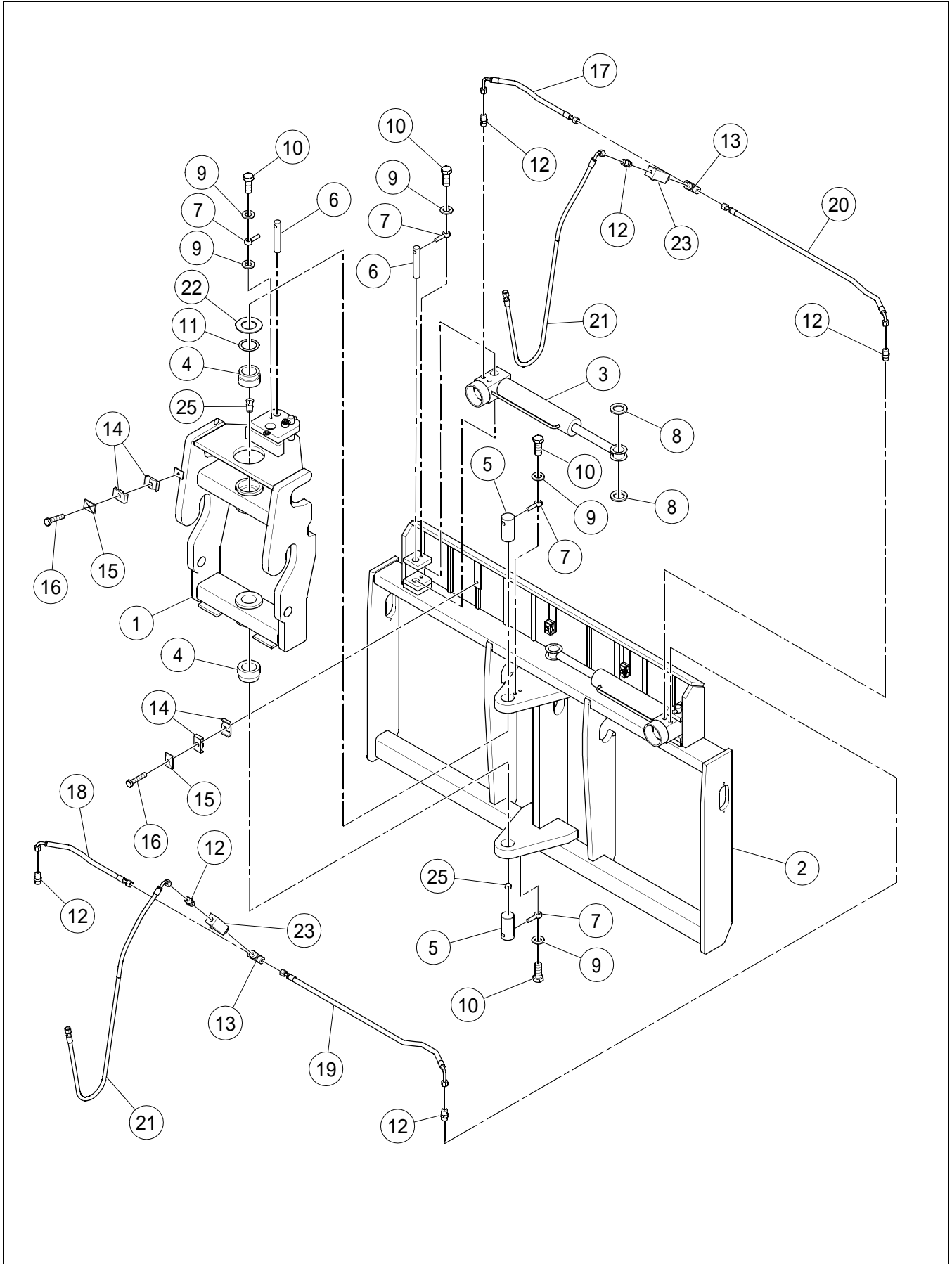
72" SWING CARRIAGE INSTALLATION - OPTIONAL

BOM 13170204

| ITEM | COMM. NO. | DESCRIPTION | QTY | DIMENSIONS/NOTES |
|------|-------------|------------------------------------|----------|-------------------------|
| 1 | NSVA | 72" Swing Carriage Assembly | 1 | See Page F - 58. |
| 2 | 58793183 | 72" Load Arm | 1 | |
| 3 | 95231031 | Adapter | 2 | |
| 4 | 59096735 | Quick Disconnect Coupler | 1 | |
| 5 | 59096743 | Quick Disconnect Nipple | 1 | |
| 6 | 59096750 | Quick Disconnect Coupler Dust Cap | 1 | |
| 7 | 59096768 | Quick Disconnect Nipple Dust Cap | 1 | |
| 8 | 96701917 | HHCS, Fully Threaded, Zinc Plated | 4 | M10 x 1.5 x 30 CI 8.8 |
| 9 | 59510065 | Lockwasher | 4 | |
| 10 | 59451815 | Plate | 2 | |
| 11 | 13340484 | Decal: Swing Carriage | 1 | |
| 12 | 59010173 | Metal Tack | 2 | |

72" SWING CARRIAGE ASSEMBLY - OPTIONAL

Dwg D13170196/03



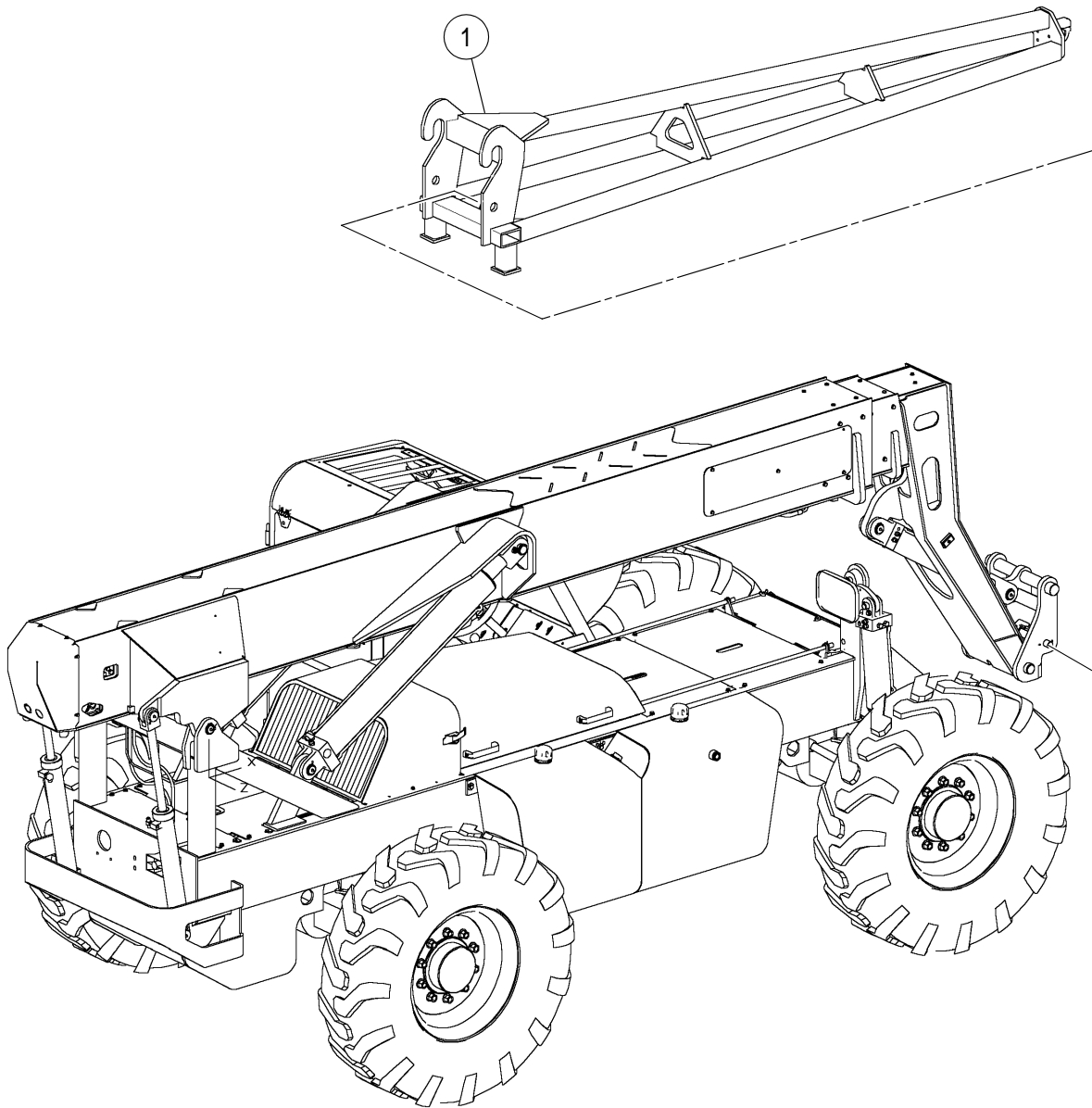
72" SWING CARRIAGE ASSEMBLY - OPTIONAL

BOM 13170196

| ITEM | COMM. NO. | DESCRIPTION | QTY | DIMENSIONS/NOTES |
|------|-----------|-----------------------------------|-----|-------------------------|
| 1 | 59300129 | Carriage Support | 1 | |
| 2 | 59283481 | 72" Swing Carriage | 1 | |
| 3 | 13170147 | Hydraulic Cylinder | 2 | |
| - | 58874751 | - Counterbalance Valve | 4 | |
| - | 54728886 | - Seal Kit | 2 | |
| 4 | 50275395 | Bearing | 2 | |
| 5 | 59283598 | Pivot Pin | 2 | |
| 6 | 59283606 | Pivot Pin | 4 | |
| 7 | 59455154 | Anchor | 6 | |
| 8 | 59630798 | Flatwasher | 4 | |
| 9 | 96738596 | Flatwasher, Zinc Plated | 8 | M12 Hardened CI 200 |
| 10 | 96702808 | HHCS, Fully Threaded, Zinc Plated | 6 | M12 x 1.75 x 30 CI 10.9 |
| 11 | 95922175 | Flatwasher, Zinc Plated | 1 | 2" |
| 12 | 95365078 | Adapter | 8 | |
| 13 | 95480117 | Adapter, Tee | 2 | |
| 14 | 59929026 | Insert Clamp | 8 | |
| 15 | 59583450 | Cover Plate | 4 | |
| 16 | 96719786 | HHCS, Zinc Plated | 4 | M8 x 1.25 x 40 CI 8.8 |
| 17 | 54638598 | Hose Assembly | 1 | 21.0" |
| 18 | 54638564 | Hose Assembly | 1 | 21.0" |
| 19 | 54638606 | Hose Assembly | 1 | 34.0" |
| 20 | 54638572 | Hose Assembly | 1 | 33.0" |
| 21 | 59300152 | Hose Assembly | 2 | 81.0" |
| 22 | 59456236 | Thrust Washer | 1 | |
| 23 | 13170188 | Flow Control Valve | 2 | |
| 25 | 95246393 | Grease Fitting | 2 | |

TRUSS BOOM INSTALLATION - OPTIONAL

Dwg D59209478/01



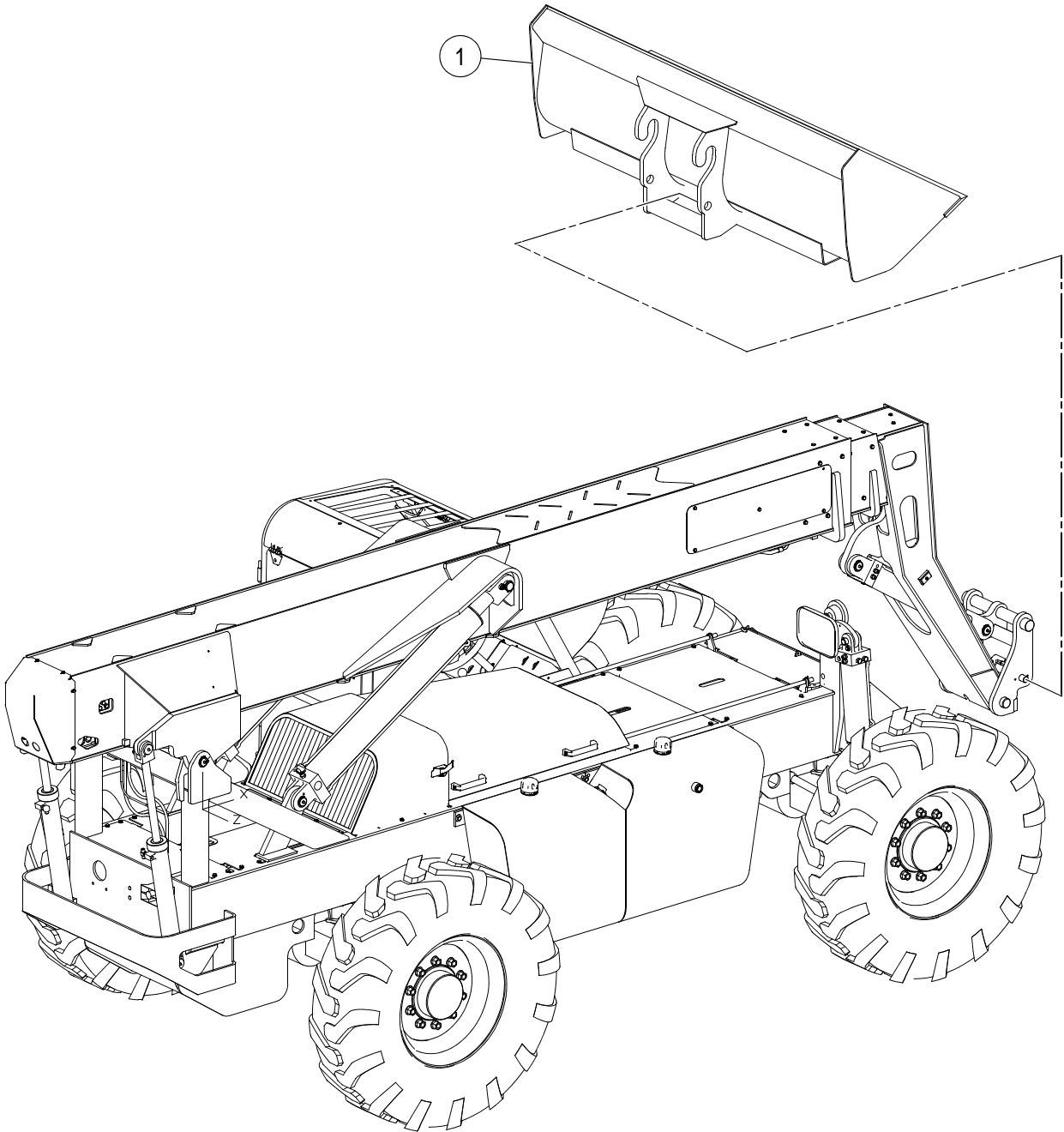
TRUSS BOOM INSTALLATION - OPTIONAL

BOM 13170162, 59149443

| ITEM | COMM. NO. | DESCRIPTION | QTY | DIMENSIONS/NOTES |
|------|-----------|--------------------|-----|------------------|
| 1 | 59199513 | Truss Boom - 12 Ft | 1 | |
| - | 13165477 | Truss Boom - 15 Ft | 1 | |

LOAD BUCKET INSTALLATION - OPTIONAL

Dwg D59209460/00



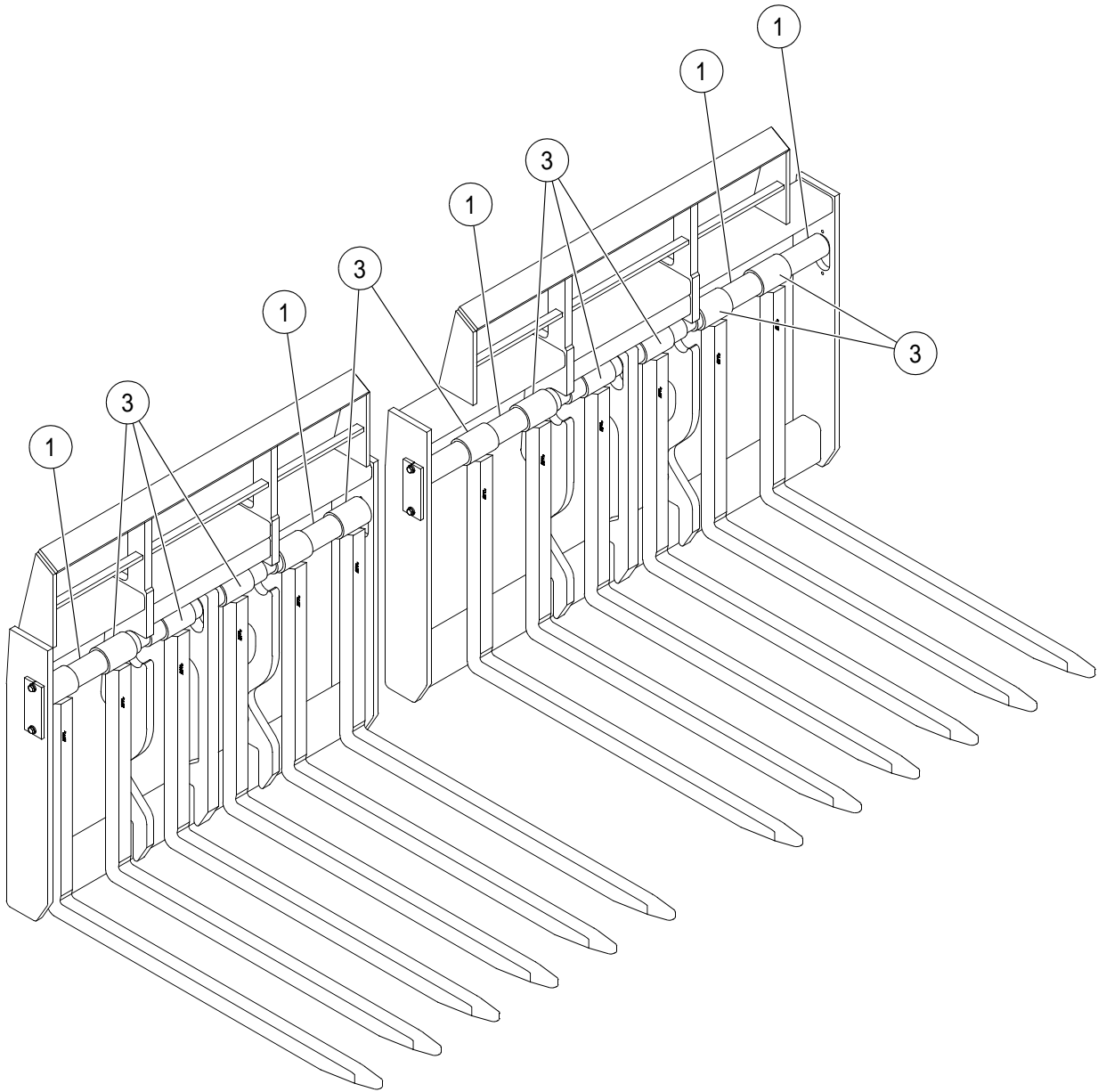
LOAD BUCKET INSTALLATION - OPTIONAL

BOM 59149476

| ITEM | COMM. NO. | DESCRIPTION | QTY | DIMENSIONS/NOTES |
|------|-----------|-------------|-----|------------------|
| 1 | 59149484 | Load Bucket | 1 | 1.75 Cubic Yards |

BLOCK FORKS INSTALLATION

Dwg 13360185/01



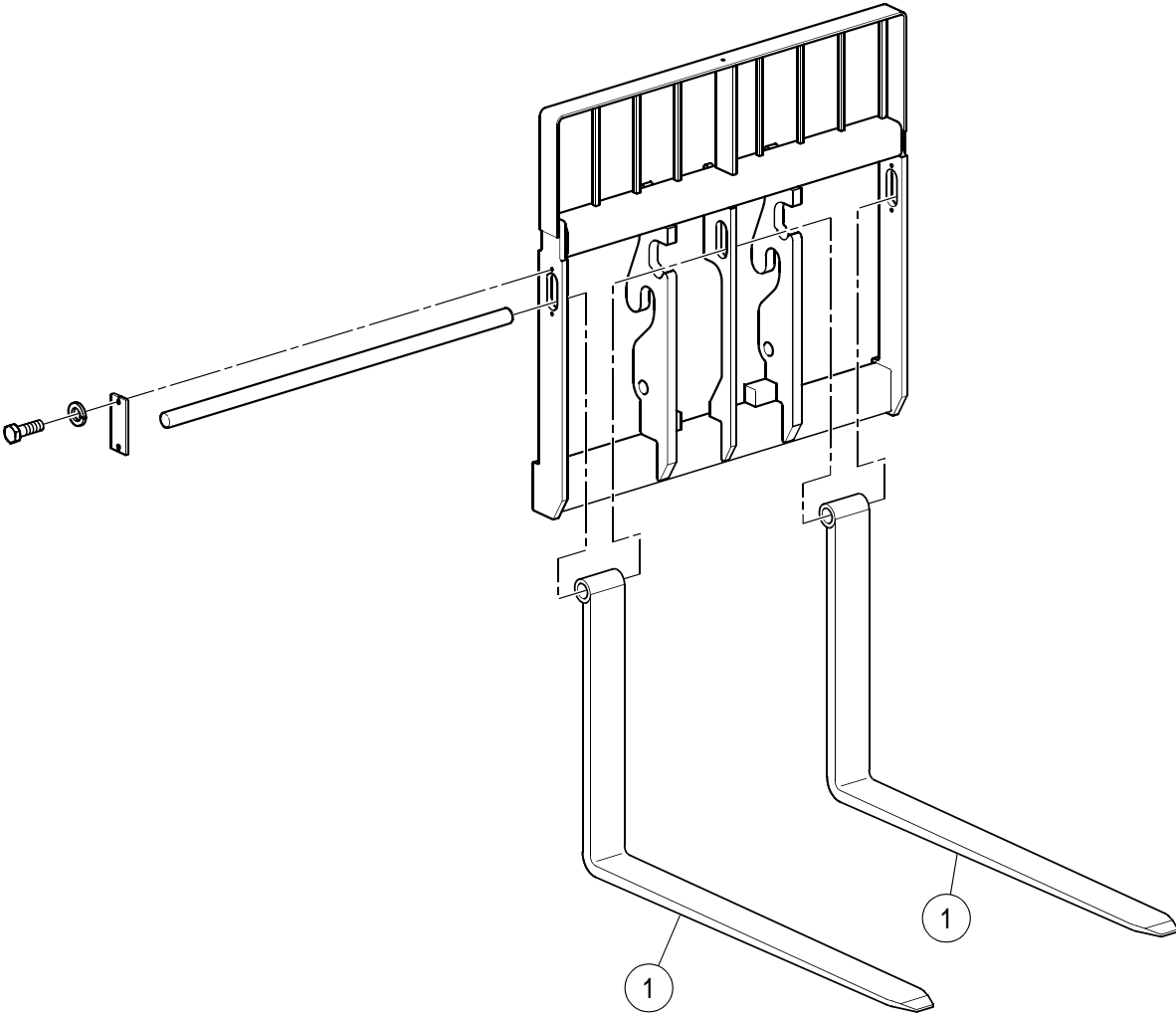
BLOCK FORKS INSTALLATION

BOM 58851288, 58851296

| ITEM | COMM. NO. | DESCRIPTION | QTY | DIMENSIONS/NOTES |
|------|-----------|---|-----|------------------|
| 1 | 59493304 | Bulk Hose - 48" Carriage (Eff S/N 184576) | 1 | 2.490 Ft. |
| - | 59493304 | Bulk Hose - 48" Carriage (Prior S/N 184576) | 2 | 2.490 Ft. |
| - | 59493304 | Bulk Hose - 60" Carriage (Eff S/N 184576) | 1 | 3.486 Ft. |
| - | 59493304 | Bulk Hose - 60" Carriage (Prior S/N 184576) | 2 | 3.486 Ft. |
| 3 | 13360029 | Block Fork (Eff S/N 184576) | 6 | |
| - | 59461152 | Block Fork (Prior S/N 184576) | 6 | |

TAPERED FORKS INSTALLATION

Dwg D59460527/00



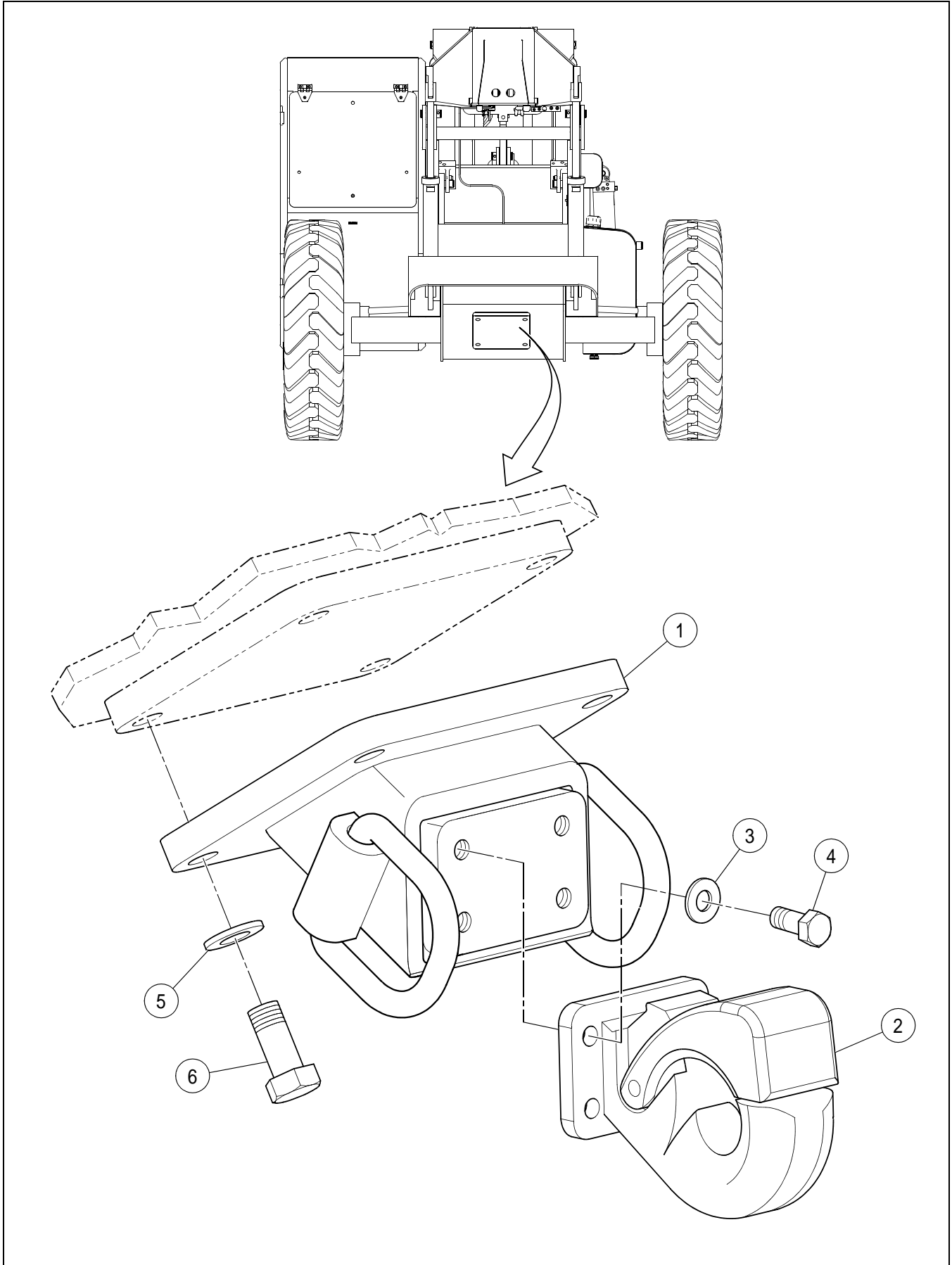
TAPERED FORKS INSTALLATION

BOM 59248146, 59248120, 59248138, 59248153, 13285846

| ITEM | COMM. NO. | DESCRIPTION | QTY | DIMENSIONS/NOTES |
|------|-----------|------------------------|-----|------------------|
| 1 | 59272583 | 48" Tapered Fork | 2 | 2.25 x 5 x 48 |
| - | 59272591 | 60" Tapered Fork | 2 | 2.25 x 5 x 60 |
| - | 13268164 | 72" Tapered Fork | 2 | 2.25 x 5 x 72 |
| - | 59272609 | 48" Fully Tapered Fork | 2 | 1.75 x 7 x 48 |
| - | 59272617 | 60" Fully Tapered Fork | 2 | 1.75 x 7 x 60 |

PINTLE HOOK INSTALLATION - OPTIONAL

Dwg D13306261/01



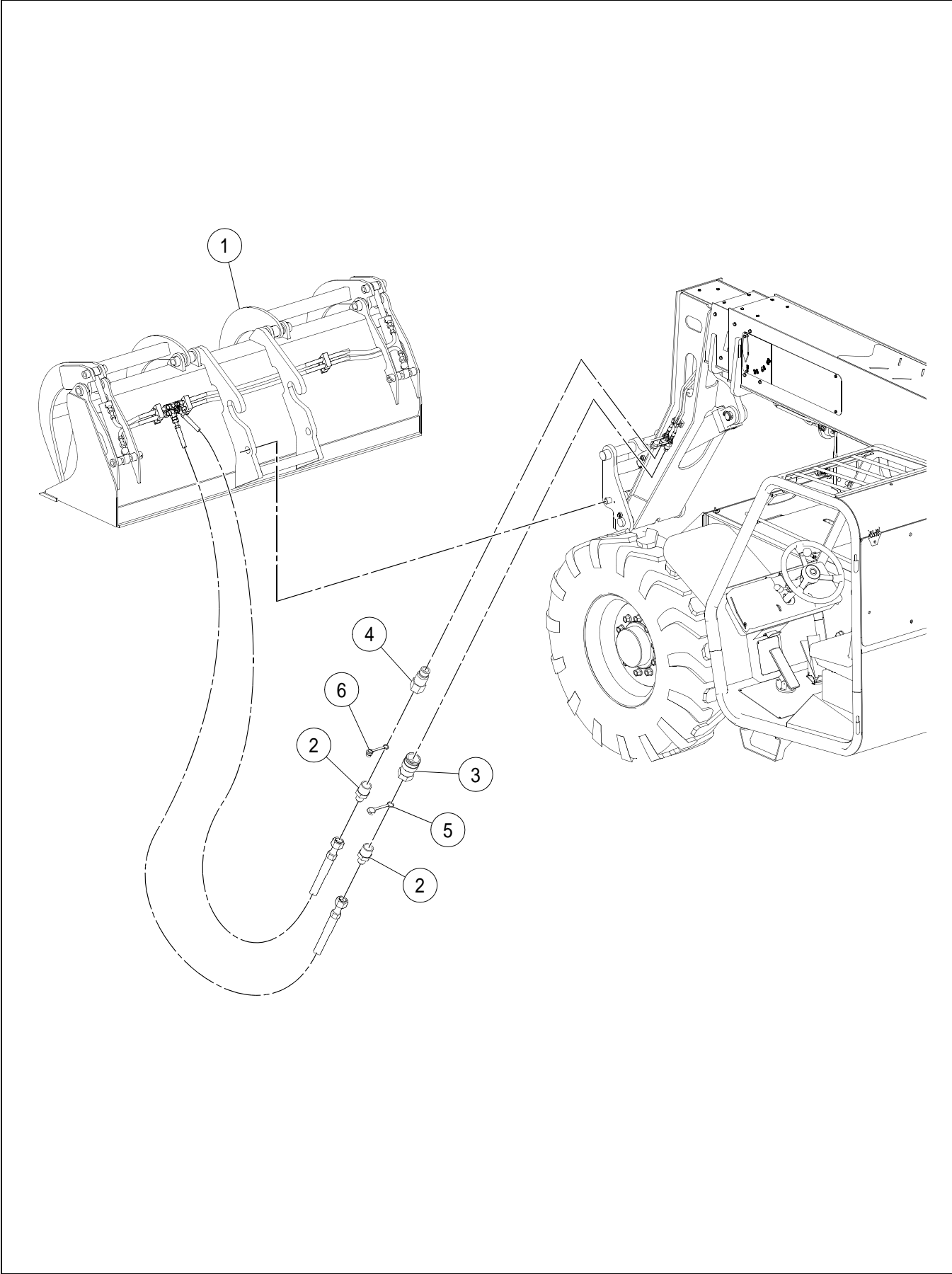
PINTLE HOOK INSTALLATION - OPTIONAL

BOM 13306261

| ITEM | COMM. NO. | DESCRIPTION | QTY | DIMENSIONS/NOTES |
|------|-----------|----------------------------|-----|------------------|
| 1 | 13326327 | Pintle Hook Mounting Plate | 1 | |
| 2 | 13326095 | Pintle Hook | 1 | |
| 3 | 95922399 | Washer, Zinc Plated | 4 | 1/2 |
| 4 | 95919551 | HHCS, Zinc Plated | 4 | 1/2 x 13 x 1.250 |
| 5 | 95922423 | Flatwasher, Zinc Plated | 4 | 3/4 |
| 6 | 95920021 | HHCS, Zinc Plated | 4 | 3/4 x 10 x 1.75 |

SCRAP GRAPPLE BUCKET INSTALLATION - OPTIONAL

Dwg D13259361/00



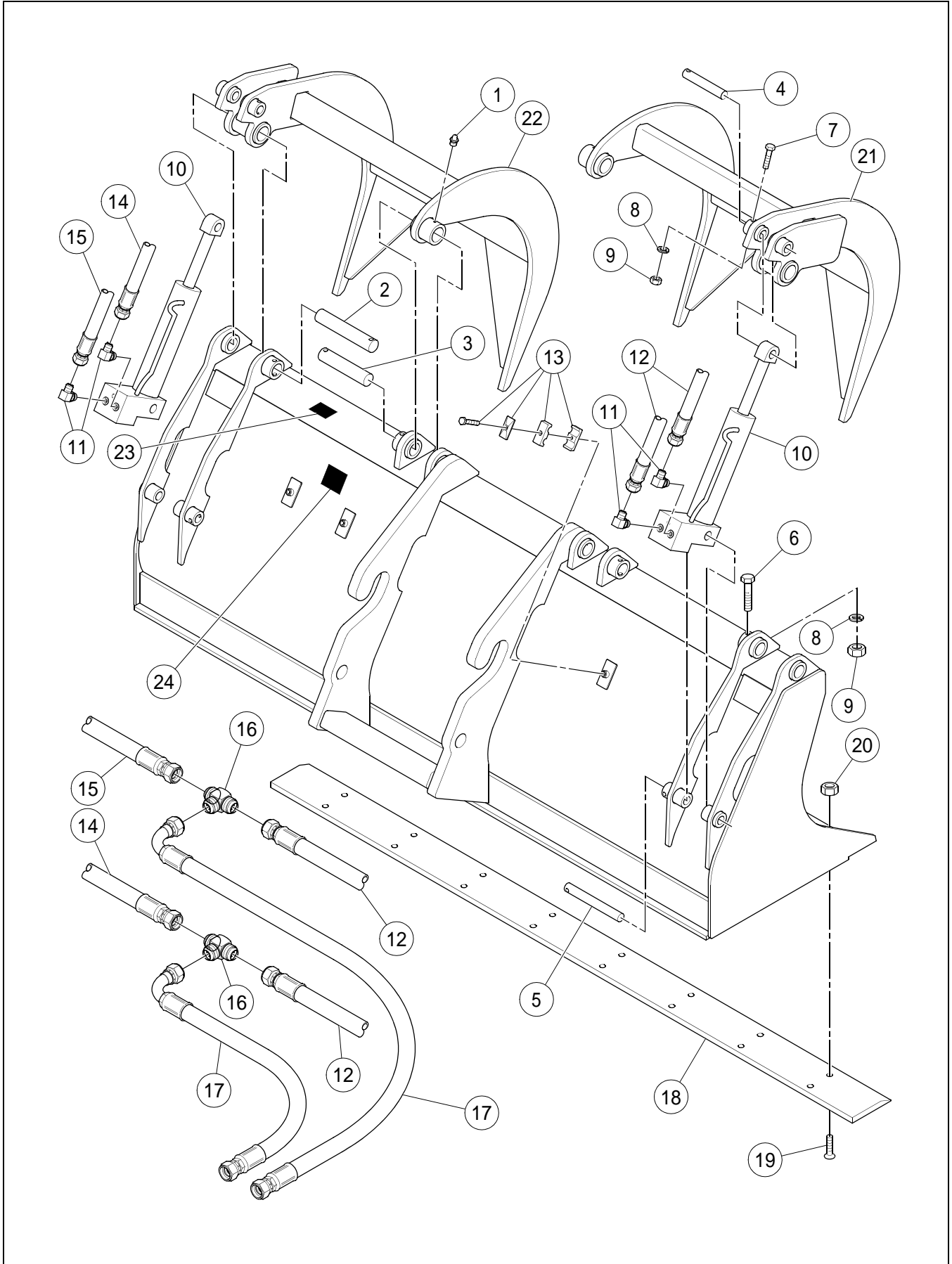
SCRAP GRAPPLE BUCKET INSTALLATION - OPTIONAL

BOM 13259361

| ITEM | COMM. NO. | DESCRIPTION | QTY | DIMENSIONS/NOTES |
|------|-------------|------------------------------|----------|-------------------------|
| 1 | NSVA | Scrap Bucket Assembly | 1 | See Page F - 72. |
| 2 | 95231031 | Adapter | 2 | |
| 3 | 59096735 | Coupler | 1 | |
| 4 | 59096743 | Nipple | 1 | |
| 5 | 59096750 | Coupler Dust Cap | 1 | |
| 6 | 59096768 | Nipple Dust Cap | 1 | |

SCRAP BUCKET ASSEMBLY - OPTIONAL

Dwg D13303045/01



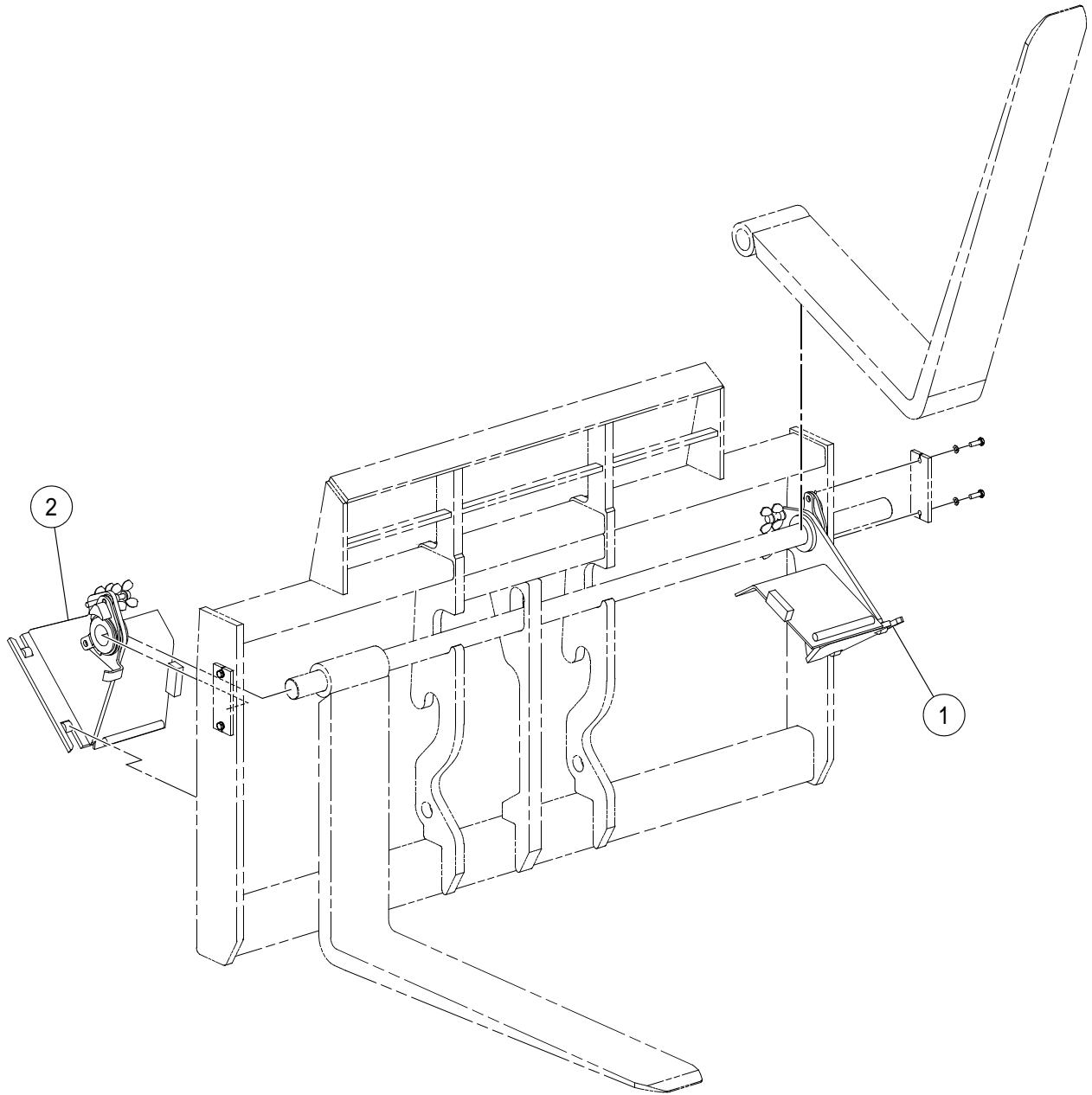
SCRAP BUCKET ASSEMBLY - OPTIONAL

BOM 13259387

| ITEM | COMM. NO. | DESCRIPTION | QTY | DIMENSIONS/NOTES |
|------|-----------|--------------------------------------|-----|------------------|
| 1 | 13284211 | Grease Fitting | 4 | |
| 2 | 13284229 | Pin | 2 | |
| 3 | 13284237 | Pin | 2 | |
| 4 | 13284245 | Pin | 2 | |
| 5 | 13284252 | Pin | 2 | |
| 6 | 13284260 | HHCS | 4 | 3/8 x 24 x 3.0 |
| 7 | 13284278 | HHCS | 4 | 3/8 x 24 x 2.5 |
| 8 | 13284286 | Lockwasher | 8 | 3/8 |
| 9 | 13284294 | Hex Nut | 8 | 3/8 x 24 |
| 10 | 59110932 | Cylinder | 2 | |
| - | 59231282 | - Seal Kit | 2 | |
| 11 | 13284302 | Elbow, 90° | 4 | |
| 12 | 13284310 | Hose Assembly | 2 | 70.0" |
| 13 | 13284328 | Clamp | 3 | |
| 14 | 13284336 | Hose Assembly | 1 | 21.0" |
| 15 | 13284344 | Hose Assembly | 1 | 23.0" |
| 16 | 13284351 | Fitting, Tee | 2 | |
| 17 | 13284369 | Hose Assembly | 2 | 76.0" |
| 18 | 13224746 | Cutting Edge | 1 | |
| 19 | 13266754 | Bolt | 8 | |
| 20 | 13266762 | Nut | 8 | |
| 21 | 13284377 | Grapple Hook, RH | 1 | |
| 22 | 13284385 | Grapple Hook, LH | 1 | |
| 23 | 13284393 | Decal: Danger | 2 | |
| 24 | 13284401 | Decal: High Pressure Hydraulic Fluid | 1 | |

DRYWALL HANDLER INSTALLATION - OPTIONAL

Dwg D13252895/02



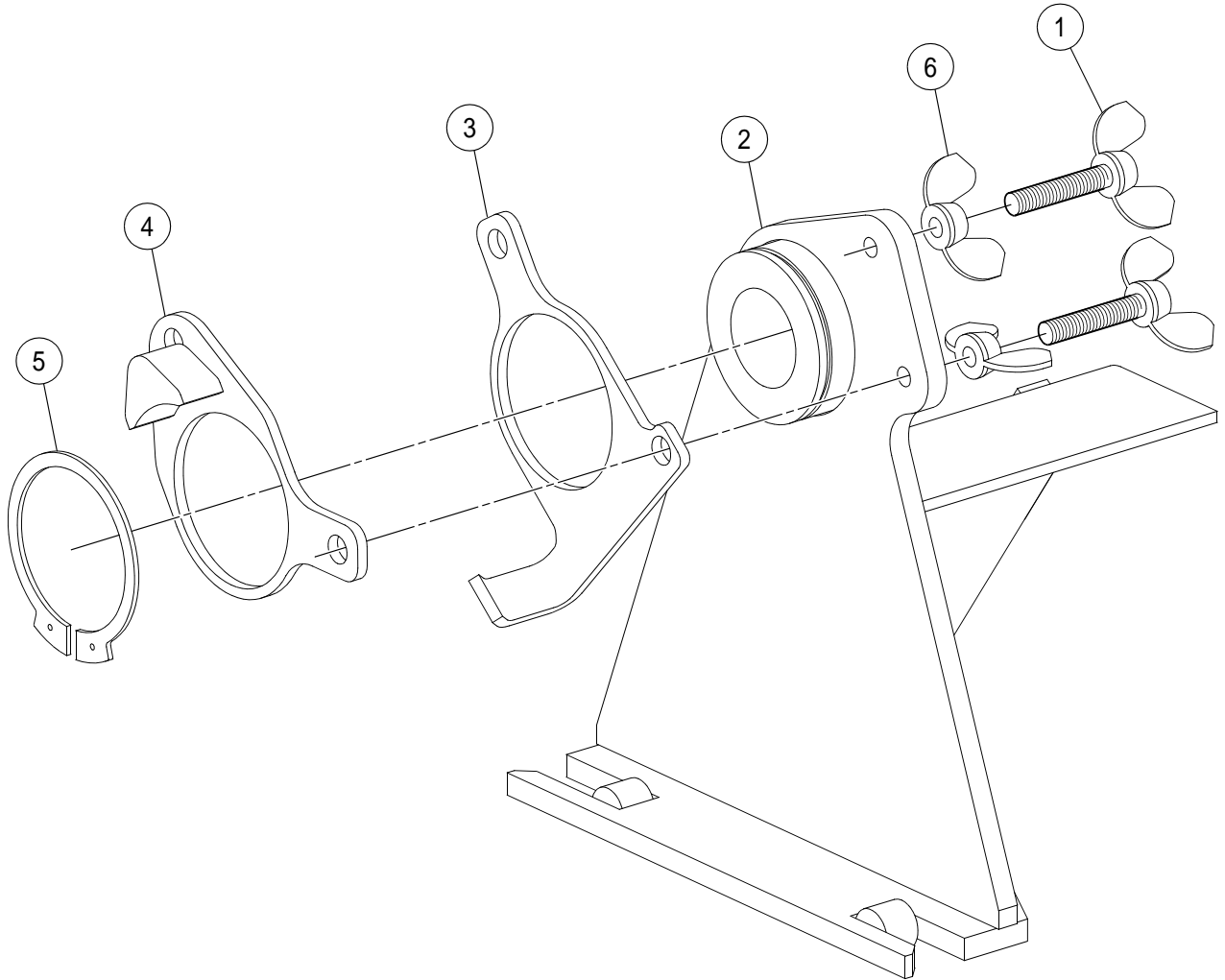
DRYWALL HANDLER INSTALLATION - OPTIONAL

BOM 13252895

| ITEM | COMM. NO. | DESCRIPTION | QTY | DIMENSIONS/NOTES |
|------|-----------|--------------------------------------|-----|------------------|
| 1 | NSVA | Drywall Handler Assembly, Left Hand | 1 | See Page F - 76. |
| 2 | NSVA | Drywall Handler Assembly, Right Hand | 1 | See Page F - 78. |

DRYWALL HANDLER ASSEMBLY, LEFT HAND

Dwg D13259320/02



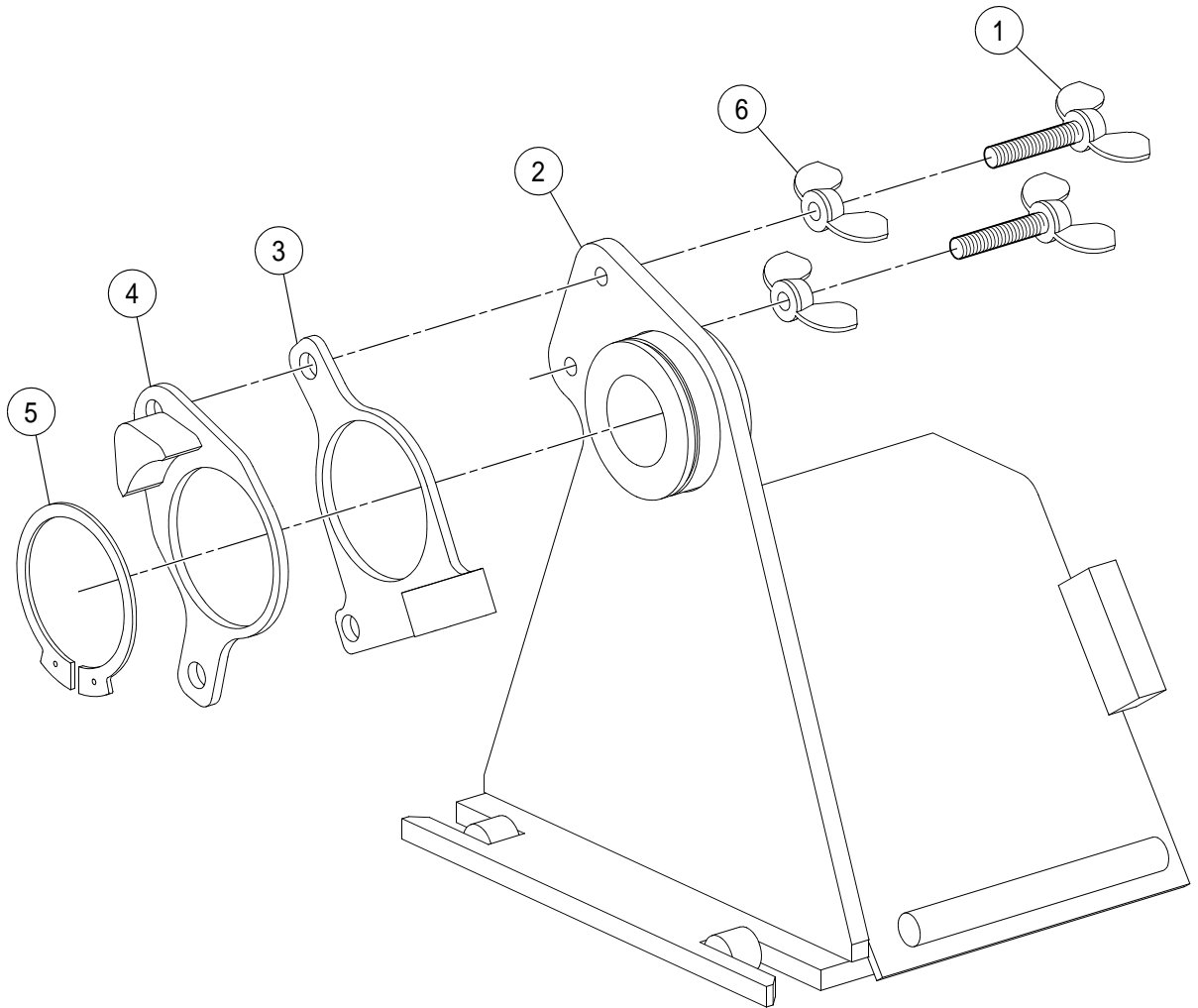
DRYWALL HANDLER ASSEMBLY, LEFT HAND

BOM 13259320

| ITEM | COMM. NO. | DESCRIPTION | QTY | DIMENSIONS/NOTES |
|------|-----------|-----------------------|-----|------------------|
| 1 | 96744016 | Wing Screw | 2 | |
| 2 | 13259304 | Fork Rest, LH | 1 | |
| 3 | 13252747 | Catch Plate, LH | 1 | |
| 4 | 13252788 | Float Stop, LH | 1 | |
| 5 | 95428520 | Retaining Ring | 1 | |
| 6 | 96724752 | Wing Nut, Zinc Plated | 2 | M12 x 1.75 Cl 5 |

DRYWALL HANDLER ASSEMBLY, RIGHT HAND

Dwg D13259338/02



DRYWALL HANDLER ASSEMBLY, RIGHT HAND

BOM 13259338

| ITEM | COMM. NO. | DESCRIPTION | QTY | DIMENSIONS/NOTES |
|------|-----------|-----------------------|-----|------------------|
| 1 | 96744016 | Wing Screw | 2 | |
| 2 | 13259312 | Fork Rest, RH | 1 | |
| 3 | 13252754 | Catch Plate, RH | 1 | |
| 4 | 13252796 | Float Stop, RH | 1 | |
| 5 | 95428520 | Retaining Ring | 1 | |
| 6 | 96724752 | Wing Nut, Zinc Plated | 2 | M12 x 1.75 Cl 5 |

*****Always use Ingersoll-Rand Replacement parts!*****

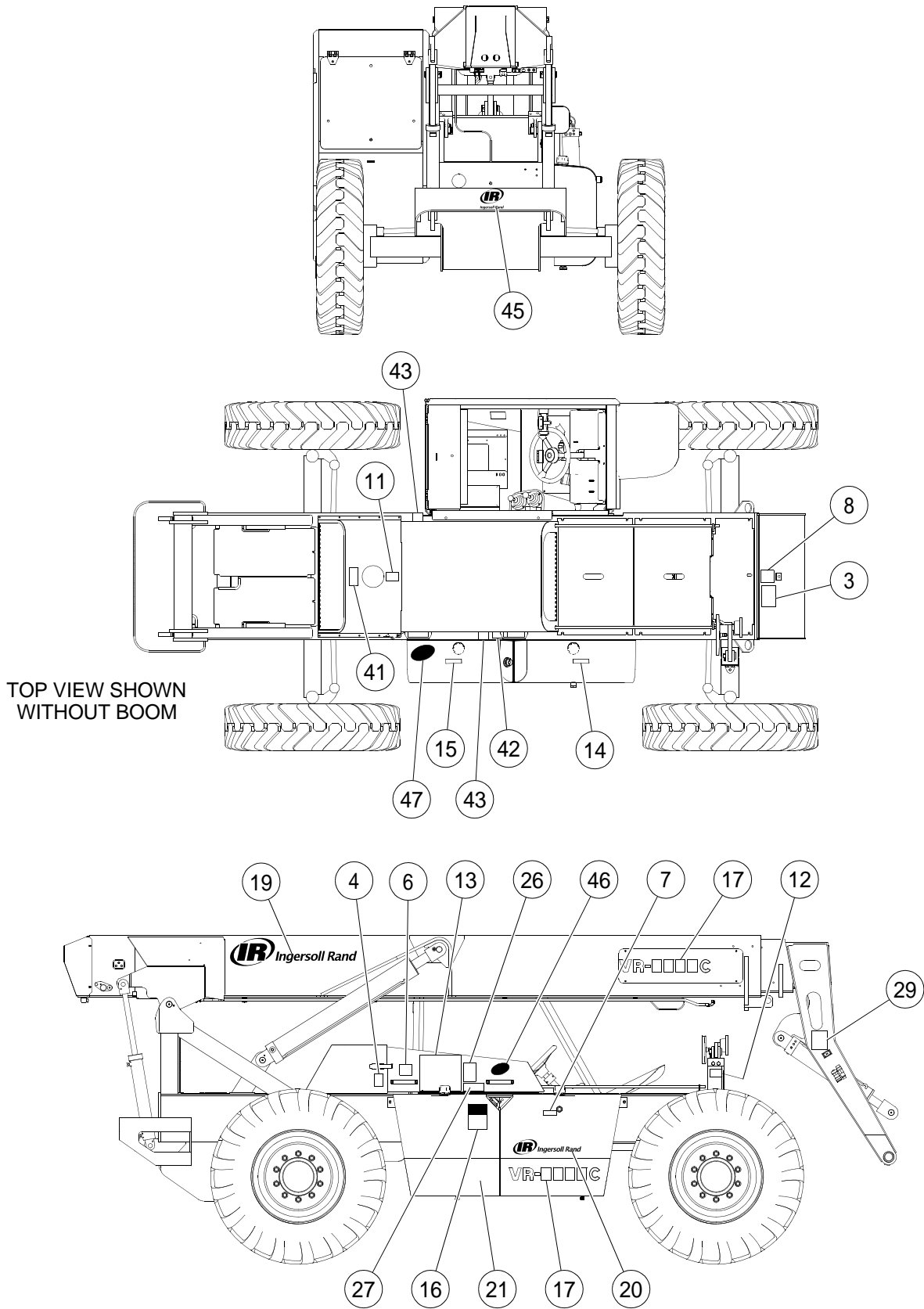


Section G - DECALS AND PAINT



DECAL INSTALLATION - SHEET 1 OF 2

Dwg 13259445/06/01



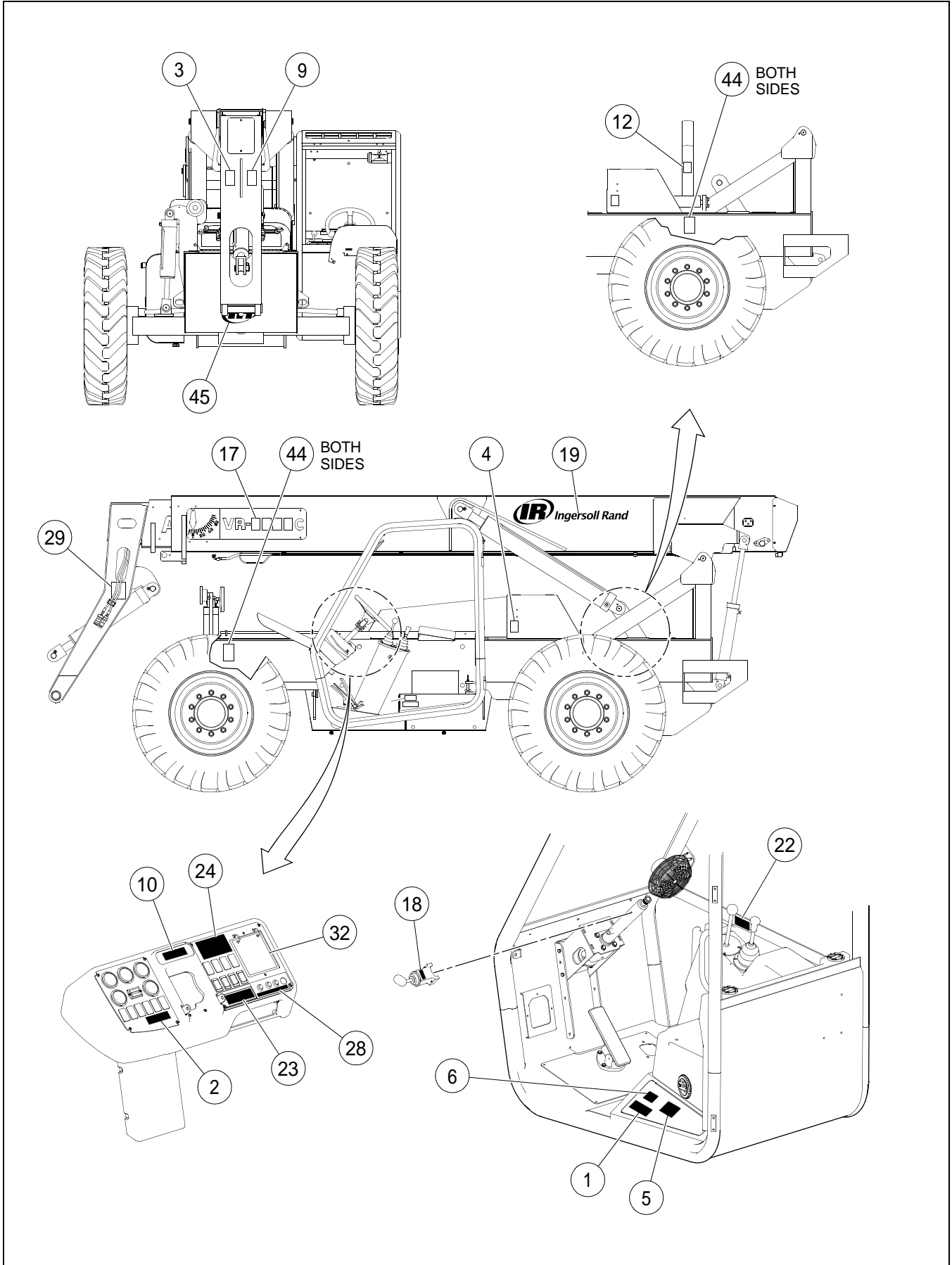
DECAL INSTALLATION - SHEET 1 OF 2

BOM 13259445, 43827708

| ITEM | COMM. NO. | DESCRIPTION | QTY | DIMENSIONS/NOTES |
|------|-----------|--|-----|------------------|
| 3 | 58965583 | Decal: Falling Object Hazard Warning | 2 | |
| 4 | 59132142 | Decal: Rotating Fan and Belts Warning | 2 | |
| 6 | 59132118 | Decal: Operation Warning | 2 | |
| 7 | 59087361 | Decal: Hydraulic Oil Level | 1 | |
| 8 | 58965526 | Decal: Crush Warning | 1 | |
| 11 | 59132134 | Decal: Pressure Hazard Warning | 1 | |
| 12 | 59455097 | Decal: Frame Tipping Hazard Warning | 2 | |
| 13 | 13375431 | Decal: Lube Chart VR-1056C (Effective with S/N 175808) | 1 | |
| - | 13340146 | Decal: Lube Chart VR-1056C (Prior to S/N 175808) | 1 | |
| 14 | 13199344 | Decal: Hydraulic Oil | 1 | |
| 15 | 59087569 | Decal: Diesel Fuel | 1 | |
| 16 | 13220157 | Decal: Machine Runover | 1 | |
| 17 | 13315874 | Decal: VR-1056C | 3 | |
| 19 | 13855572 | Decal: Signature | 2 | |
| 20 | 13855598 | Decal: Signature | 1 | |
| 21 | 59132191 | Stripe | 1 | 10.5" |
| 25 | 13345020 | Decal: Battery Disconnect (Not Shown) | 1 | |
| 26 | 59179457 | Decal: Rollover-Tire | 1 | |
| 27 | 13409735 | Decal: Tire Inflation | 1 | |
| 29 | 58851551 | Decal: Carriage Shift | 2 | |
| 41 | 59147314 | Decal: Radiator Fill | 1 | |
| 42 | 59048926 | Decal: Unmetered Ether | 1 | |
| 43 | 59166231 | Decal: Moving Machine | 2 | |
| 45 | 13855648 | Decal: I-R Corporate Monogram | 2 | |
| 46 | 13198353 | Decal: I-R Genuine Parts | 1 | |
| 47 | | This item not used with this Assembly | | |

DECAL INSTALLATION - SHEET 2 OF 2

Dwg 13259445/06/02



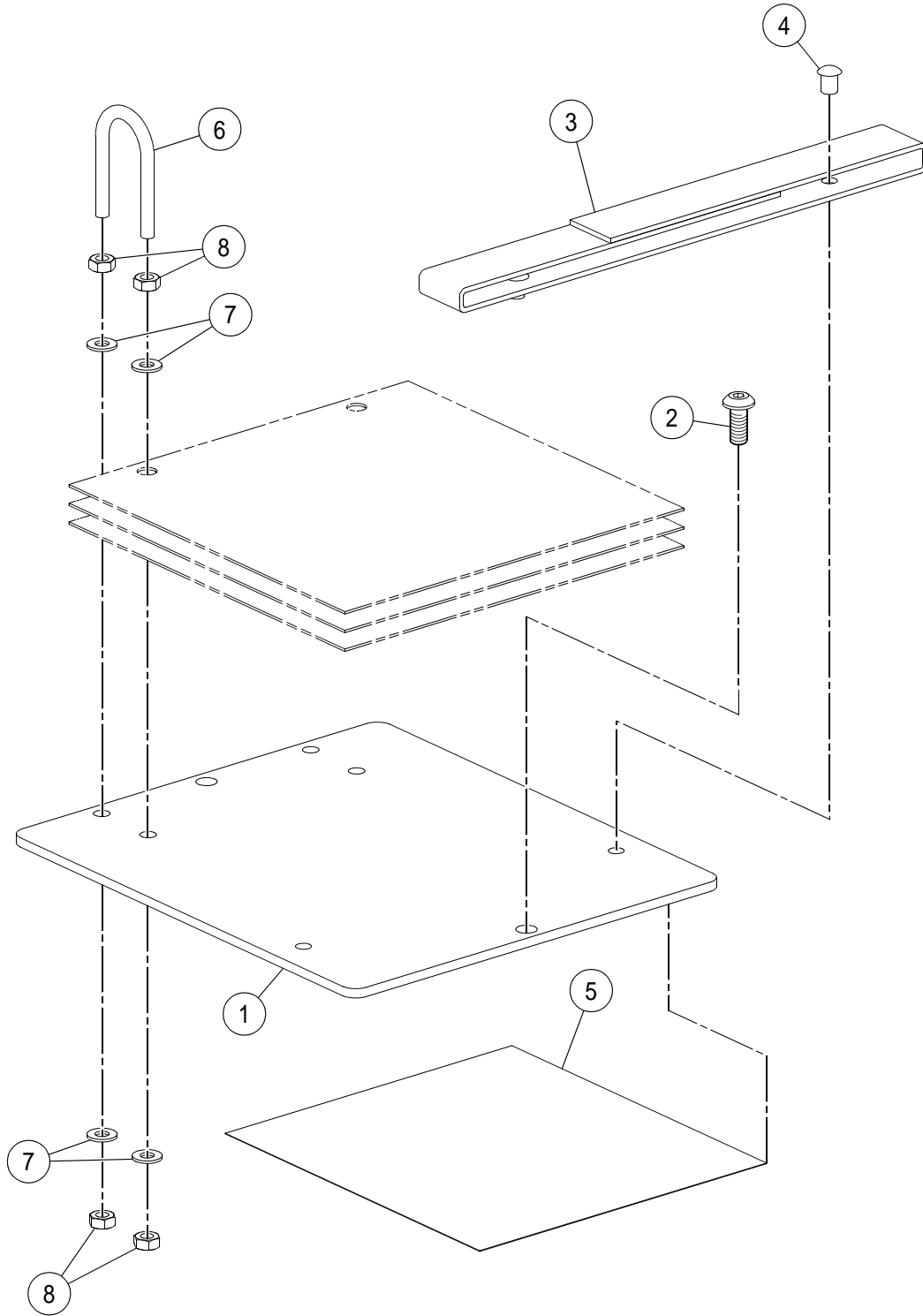
DECAL INSTALLATION - SHEET 2 OF 2

BOM 13259445, 43827708

| ITEM | COMM. NO. | DESCRIPTION | QTY | DIMENSIONS/NOTES |
|------|-------------|--|----------|------------------------|
| 1 | 59153312 | Decal: OSHA Notice | 1 | |
| 2 | 13316914 | Decal: Rollover Warning | 1 | |
| 3 | 58965583 | Decal: Falling Object Hazard Warning | 2 | |
| 4 | 59132142 | Decal: Rotating Fan and Belts Warning | 2 | |
| 5 | 13170493 | Decal: No Riders | 1 | |
| 6 | 59132118 | Decal: Operation Warning | 2 | |
| 9 | 58965617 | Decal: Falling Hazard | 1 | |
| 10 | 19292739 | Decal: Electrical Hazard | 1 | |
| 12 | 59455097 | Decal: Frame Tipping Hazard Warning | 2 | |
| 17 | 13315874 | Decal: VR-1056C | 3 | |
| 18 | 59132084 | Decal: F-N-R | 1 | |
| 19 | 13855572 | Decal: Signature | 2 | |
| 22 | 59454769 | Decal: Frame Level | 1 | |
| 23 | 13316815 | Decal: Park Brake Notice | 1 | |
| 24 | 13316823 | Decal: Unpinned Attachment | 1 | |
| 28 | 13316880 | Decal: Engine/RAS Lights | 1 | |
| 29 | 58851551 | Decal: Carriage Shift | 2 | |
| 32 | NSS | Load Chart Assembly | 1 | |
| - | NSVA | - Flip Chart Assembly | 1 | See Page G - 6. |
| - | 13345202 | - Load Chart: Quick-Attach Carriages | 1 | |
| - | 13345210 | - Load Chart: S/T Carriages | 1 | |
| - | 13345228 | - Load Chart: 1.75 Cubic Yard Bucket | 1 | |
| - | 13345236 | - Load Chart: 12 Ft Truss Boom | 1 | |
| - | 13345244 | - Load Chart: S/T Carriages | 1 | |
| - | 13345251 | - Load Chart: S/T Carriages | 1 | |
| - | 13345269 | - Load Chart: 72 Swing Carriage | 1 | |
| - | 13345277 | - Load Chart: 72 Swing Carriage | 1 | |
| - | 13345285 | - Load Chart: Scrap Grapple Bucket | 1 | |
| - | 13345293 | - Load Chart: 15 Ft Truss Boom | 1 | |
| - | 13345301 | - Load Chart: 72" Forks | 1 | |
| - | 13345319 | - Load Chart: 72" Forks | 1 | |
| - | 13340237 | - Load Chart: 72" Forks | 1 | |
| 44 | 59166314 | Decal: Crush Area | 5 | |
| 45 | 13855648 | Decal: I-R Corporate Monogram | 2 | |
| - | 13856729 | Decal: I-R Signature, White | 1 | |
| 50 | 13285002 | Decal: Warning - Buckle Up (Not Shown) | 1 | |
| 51 | 13285010 | Decal: Warning Tag - ROPS (Not Shown) | 1 | |
| 52 | 13285028 | Decal: Warning Tag - ROPS Installation (Not Shown) | 1 | |
| ** | 13314638 | Decal Kit (contains Items 1 thru 12, 14 thru 29, and 41 thru 52. Order Items 13 and 32 separately) | 1 | |
| ** | 59947507 | Beige Paint | 1 | Gallon |
| ** | 35304286 | Beige Paint | 1 | Spray Can |

FLIP CHART ASSEMBLY

Dwg D13267455/00



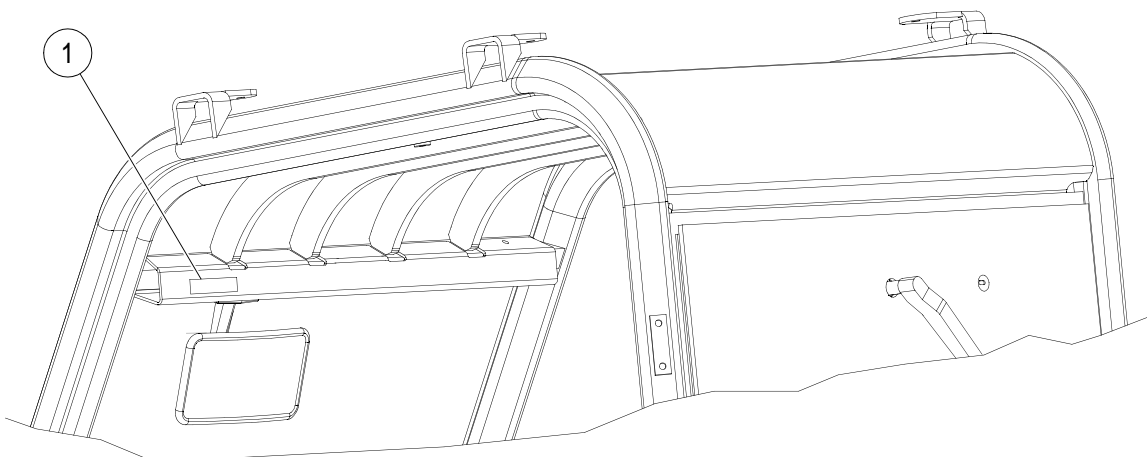
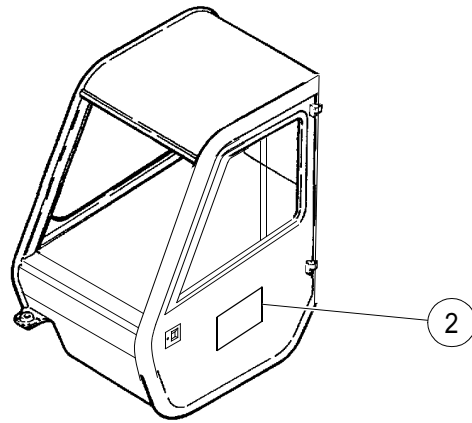
FLIP CHART ASSEMBLY

BOM 13267455, 13360227

| ITEM | COMM. NO. | DESCRIPTION | QTY | DIMENSIONS/NOTES |
|------|-----------|---|-----|--------------------|
| 1 | 13267448 | Flip Chart Plate | 1 | |
| - | 13360243 | L/C w/Stabs Down (Stabilizer Load Charts) | 1 | |
| 2 | 59148569 | HSBHCS | 2 | M5 x 0.8 x 12 |
| 3 | 13300124 | Strap | 1 | |
| 4 | 58869918 | Rivet | 2 | |
| 5 | 13443221 | Decal: Fuse Panel (Effective S/N 189939, Including S/N 187221, 189750, 189751 and 189752) | 1 | |
| - | 13345038 | Decal: Fuse Panel (Prior to S/N 189939 Excluding S/N 187221, 189750, 189751 and 189752) | 1 | |
| 6 | 59168823 | U-bolt | 2 | |
| 7 | 96738547 | Flatwasher, Zinc Plated | 8 | M4 Hardened CI 200 |
| 8 | 96703756 | Hex Nut, Zinc Plated | 8 | M4 x 0.7 CI 8 |

CAB DECAL INSTALLATION

Dwg D13199369/00



CAB DECAL INSTALLATION

BOM 13199369

| ITEM | COMM. NO. | DESCRIPTION | QTY | DIMENSIONS/NOTES |
|------|-----------|---------------------------------------|-----|------------------|
| 1 | | This item not used with this Assembly | | |
| 2 | 54612494 | Decal: I-R Corporate Monogram | 1 | |

*****Always use Ingersoll-Rand Replacement parts!*****

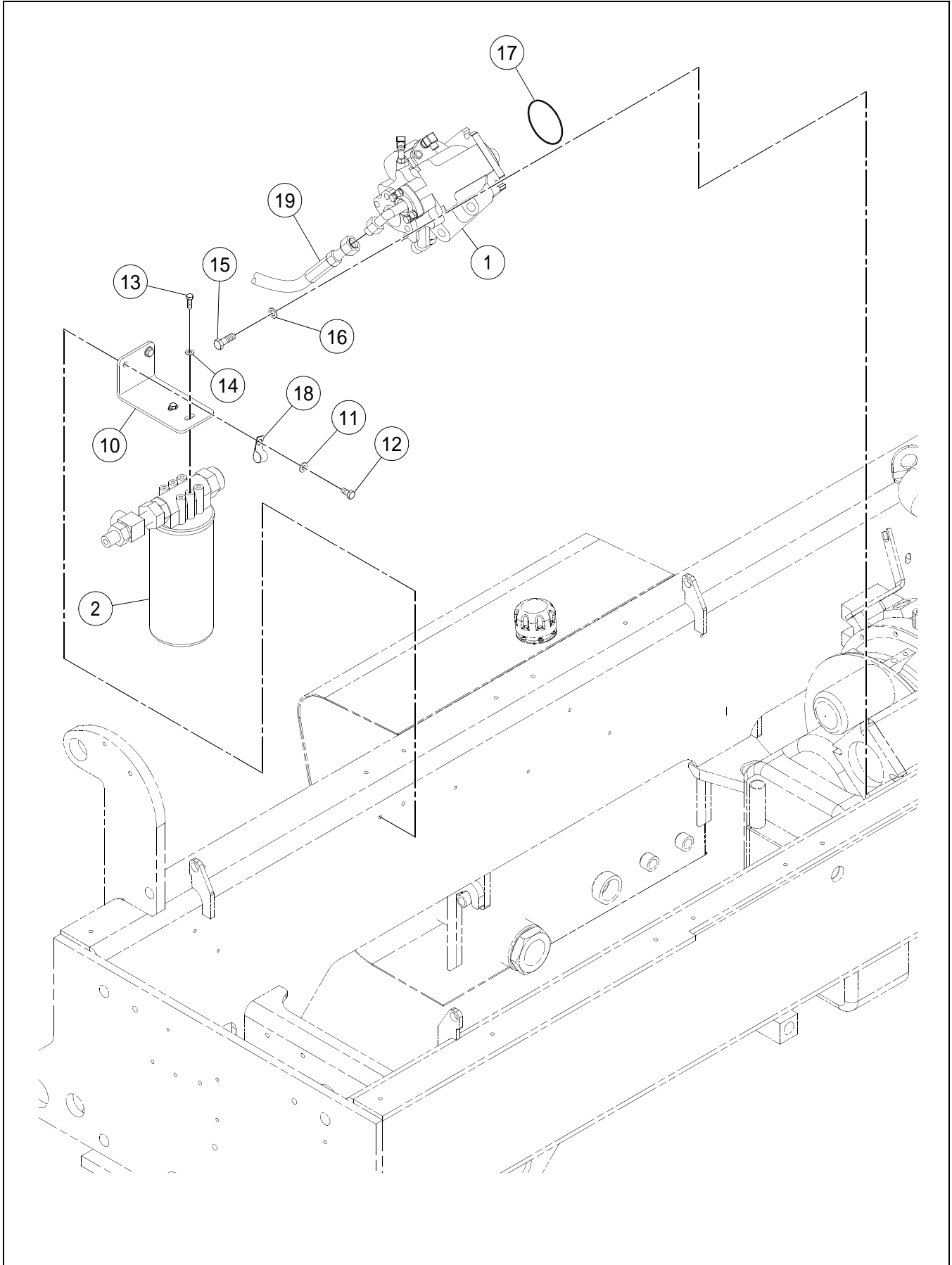


Section H - HYDRAULICS



HYDRAULIC PUMP, FILTER AND TANK ADAPTERS INSTALLATION

Dwg 13259726/01



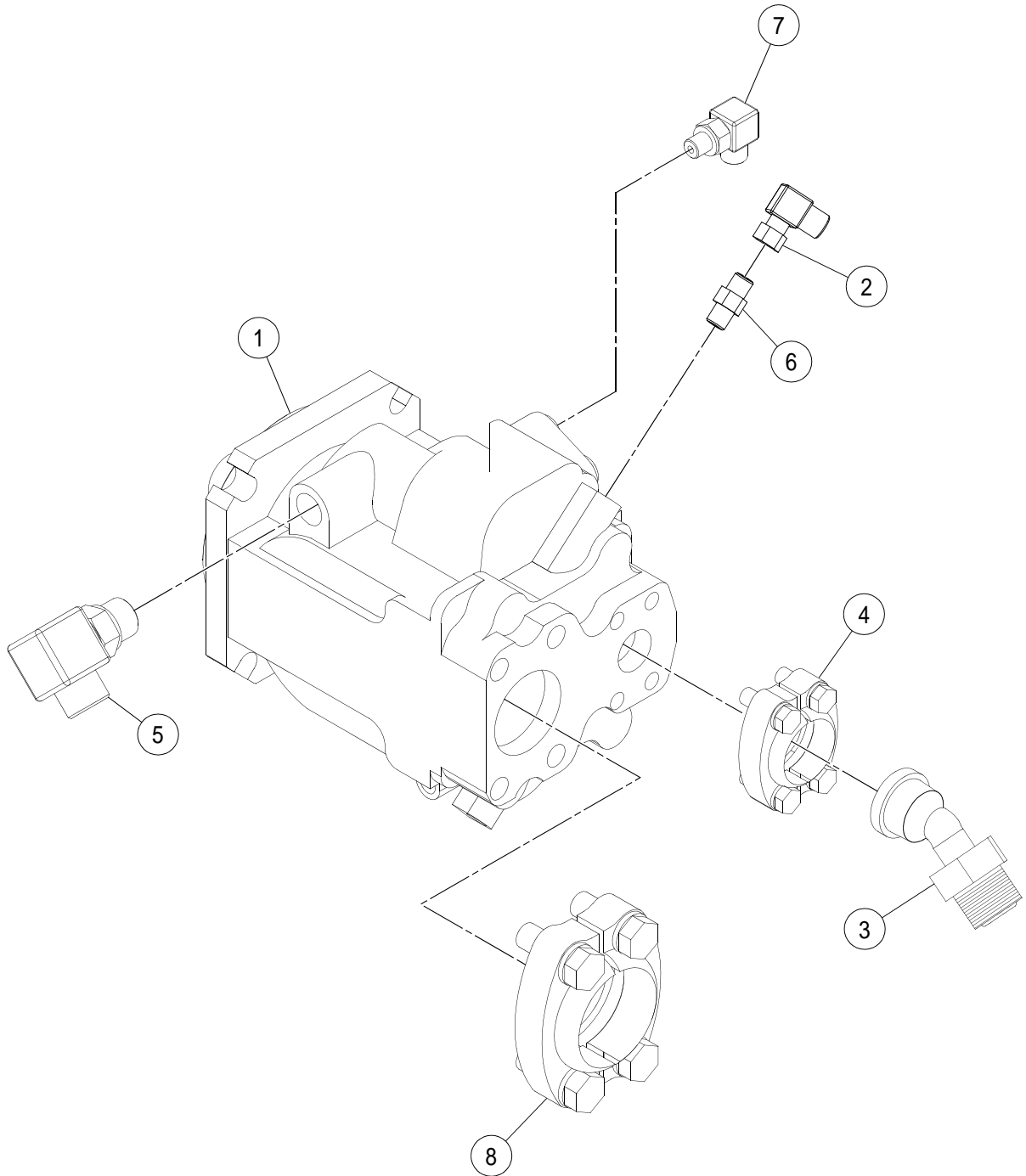
HYDRAULIC PUMP, FILTER AND TANK ADAPTERS
INSTALLATION

BOM 13360326, 13259726

| ITEM | COMM. NO. | DESCRIPTION | QTY | DIMENSIONS/NOTES |
|------|-----------|---|-----|------------------------|
| 1 | NSVA | Hydraulic Pump Assembly | 1 | See Page H - 4. |
| 2 | NSVA | Hydraulic Filter Assembly | 1 | See Page H - 10. |
| 3 | 95660601 | Elbow (Not Shown) | 1 | |
| 4 | 59922690 | Adapter (Not Shown) | 1 | |
| 5 | 59922302 | Adapter (Not Shown) | 2 | |
| 10 | 13168570 | Hydraulic Mounting Bracket | 1 | |
| 11 | 96741046 | Flatwasher, Zinc Plated | 2 | M10 CI 200 |
| 12 | 96702279 | HHCS, Fully Threaded, Zinc Plated | 2 | M10 x 1.5 x 20 CI 8.8 |
| 13 | 95920419 | HHCS, Zinc Plated | 2 | 5/16 x 18 x 0.75 Grd 8 |
| 14 | 95922365 | Flatwasher, Zinc Plated | 2 | 5/16 |
| 15 | 95919569 | HHCS, Zinc Plated | 2 | 1/2 x 13 x 1.50 Grd 8 |
| 16 | 59673137 | Washer | 2 | |
| 17 | 95988721 | O-ring | 1 | |
| 18 | 59465641 | Clamp | 1 | |
| 19 | NSVA | Hydraulic Pump and Filter Hosing Assembly (Effective S/N 189939, Including S/N 187221, 189750, 189751 and 189752) | 1 | See Page H - 12. |
| - | NSVA | Hydraulic Pump and Filter Hosing Assembly (Prior to S/N 189939 Excluding S/N 187221, 189750, 189751 and 189752) | 1 | See Page H - 14. |

HYDRAULIC PUMP ASSEMBLY

Dwg D13259734/00



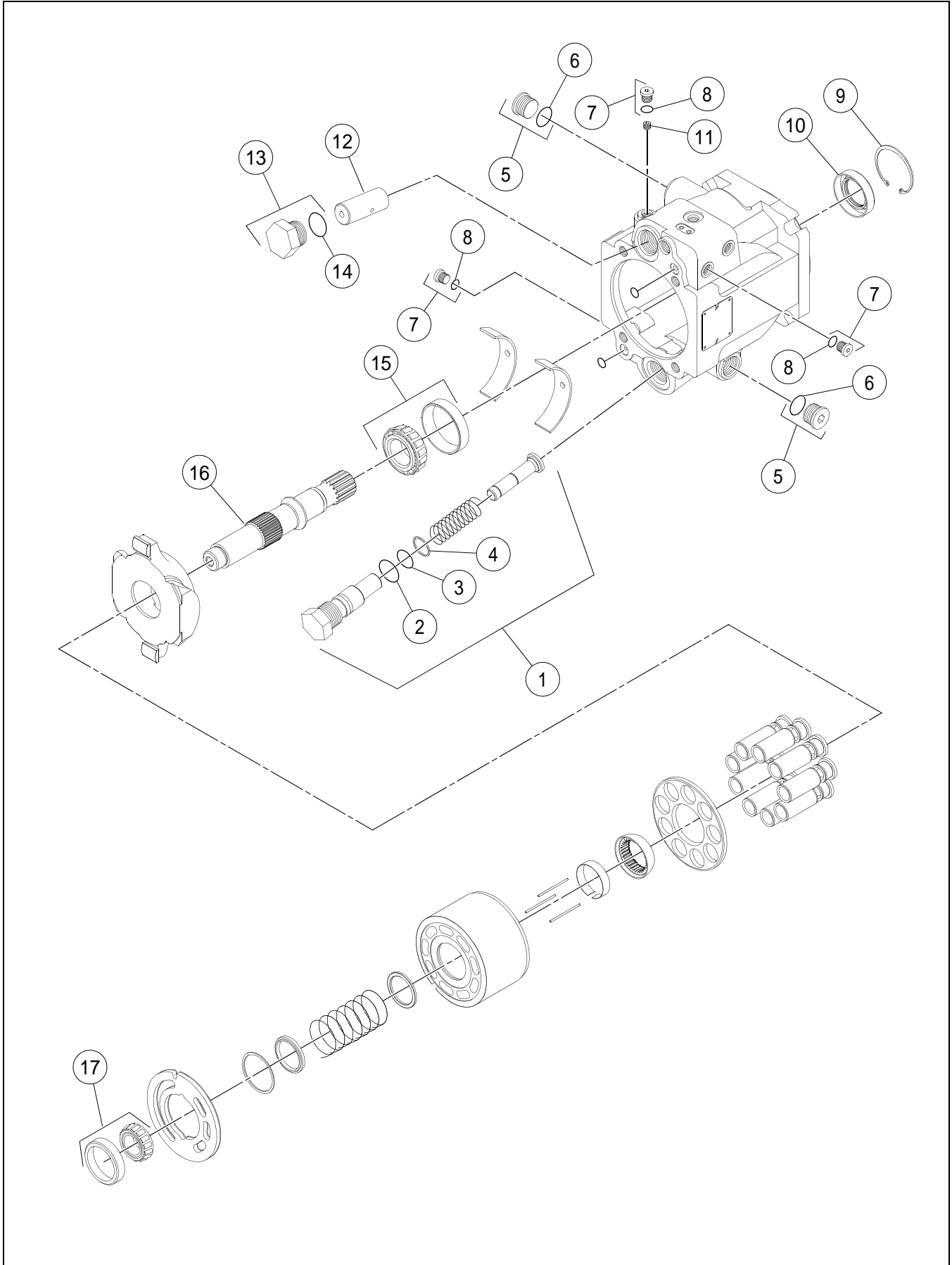
HYDRAULIC PUMP ASSEMBLY

BOM 13259734

| ITEM | COMM. NO. | DESCRIPTION | QTY | DIMENSIONS/NOTES |
|------|-----------|-----------------------|-----|-----------------------------|
| 1 | 54640404 | Hydraulic Pump | 1 | See Breakdown H - 6. |
| 2 | 59921056 | Adapter | 1 | |
| 3 | 58777301 | Hydraulic Adapter | 1 | |
| 4 | 59378687 | Split Flange | 1 | |
| 5 | 59922930 | Adapter | 1 | |
| 6 | 59919654 | Adapter, Straight | 1 | |
| 7 | 59922807 | Adapter | 1 | |
| 8 | 59866863 | Adapter | 1 | |

HYDRAULIC PUMP (54640404) - INTERNAL BREAKDOWN -
SHEET 1 OF 2

Dwg D13245006/01/01



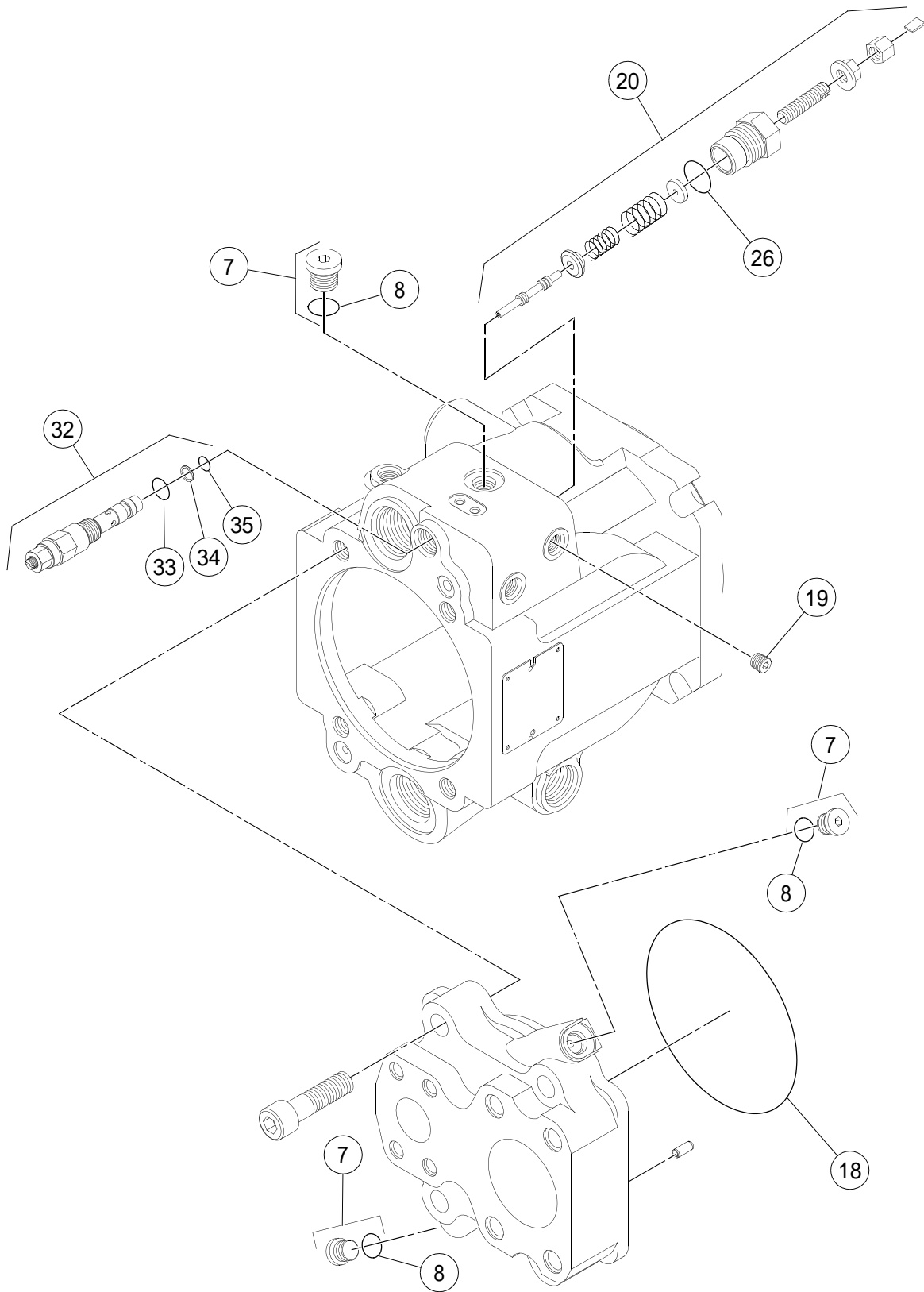
HYDRAULIC PUMP (54640404) - INTERNAL BREAKDOWN -
SHEET 1 OF 2

BOM 54640404

| ITEM | COMM. NO. | DESCRIPTION | QTY | DIMENSIONS/NOTES |
|------|-----------|-------------------|-----|------------------|
| 1 | 59154229 | Guide Piston | 1 | |
| 2 | 58220567 | - O-ring | 1 | |
| 3 | 59360735 | - O-ring | 1 | |
| 4 | 59154302 | - Backup ring | 1 | |
| 5 | 58891540 | Socket Head Plug | 2 | |
| 6 | 50278019 | - O-ring | 2 | |
| 7 | 59359836 | Plug | 3 | |
| 8 | 50278894 | - O-ring | 2 | |
| 9 | 13269451 | Retaining Ring | 1 | |
| 10 | 59154294 | Lip Seal | 1 | |
| 11 | 13269600 | Orifice | 1 | |
| 12 | 13269477 | Servo Piston | 1 | |
| 13 | 13269469 | Plug | 1 | |
| 14 | 58220567 | - O-ring | 1 | |
| 15 | 59154211 | Front Bearing Kit | 1 | |
| 16 | 13269485 | Shaft | 1 | |
| 17 | 59154203 | Rear Bearing Kit | 1 | |

HYDRAULIC PUMP (54640404) - INTERNAL BREAKDOWN -
SHEET 2 OF 2

Dwg D13245006/01/02



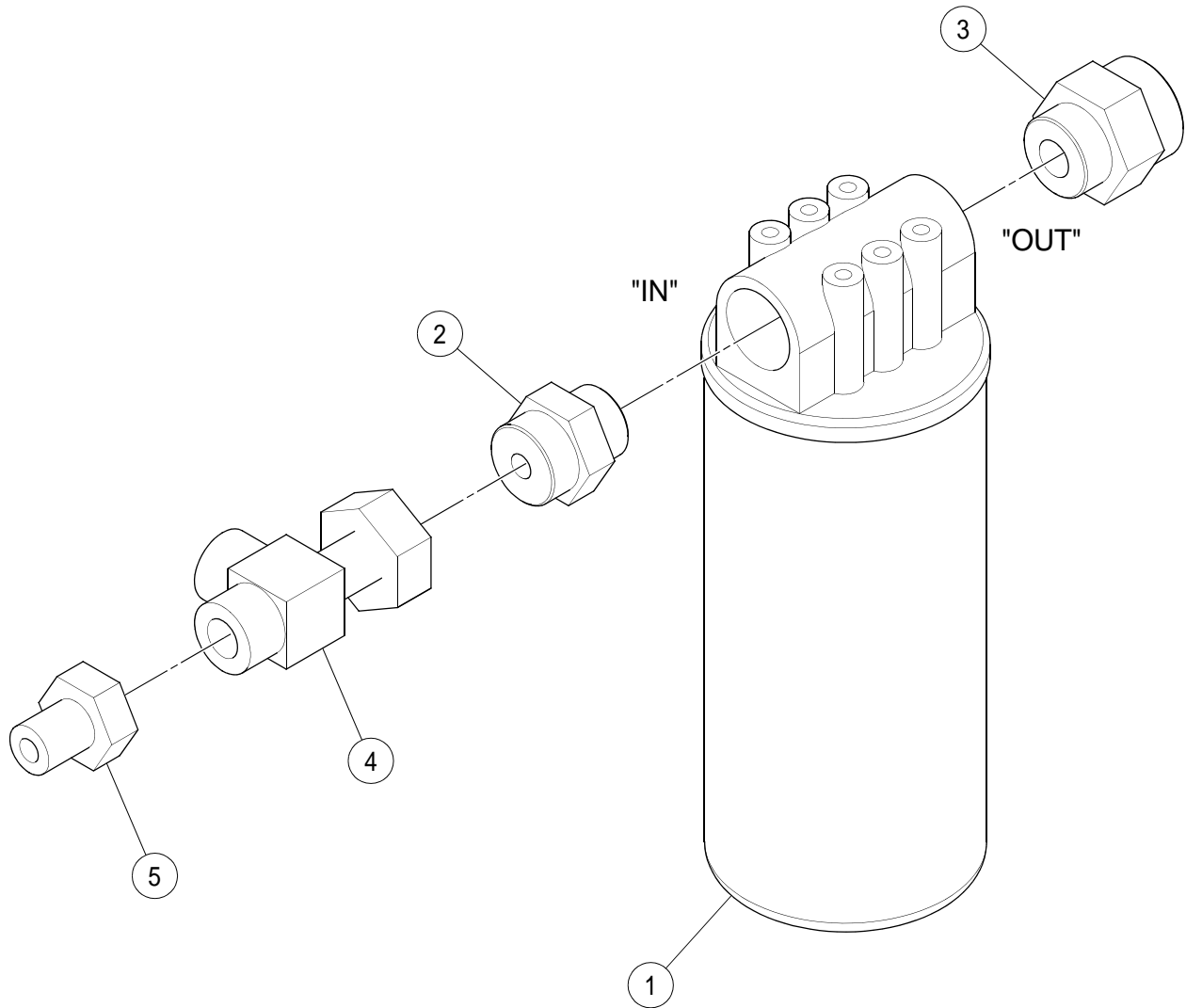
HYDRAULIC PUMP (54640404) - INTERNAL BREAKDOWN -
SHEET 2 OF 2

BOM 54640404

| ITEM | COMM. NO. | DESCRIPTION | QTY | DIMENSIONS/NOTES |
|------|-----------|---------------|-----|------------------|
| 7 | 59359836 | Plug | 3 | |
| 8 | 50278894 | - O-ring | 2 | |
| 18 | 59155101 | O-ring | 1 | |
| 19 | 59154252 | Orifice | 1 | |
| 20 | 13269493 | Control Kit | 1 | |
| 26 | 59558650 | - O-ring | 1 | |
| 32 | 13269592 | PC Valve Kit | 1 | |
| 33 | 59698811 | - O-ring | 1 | |
| 34 | 59154245 | - Backup ring | 1 | |
| 35 | 59004713 | - O-ring | 1 | |

HYDRAULIC FILTER ASSEMBLY

Dwg D13183447/00



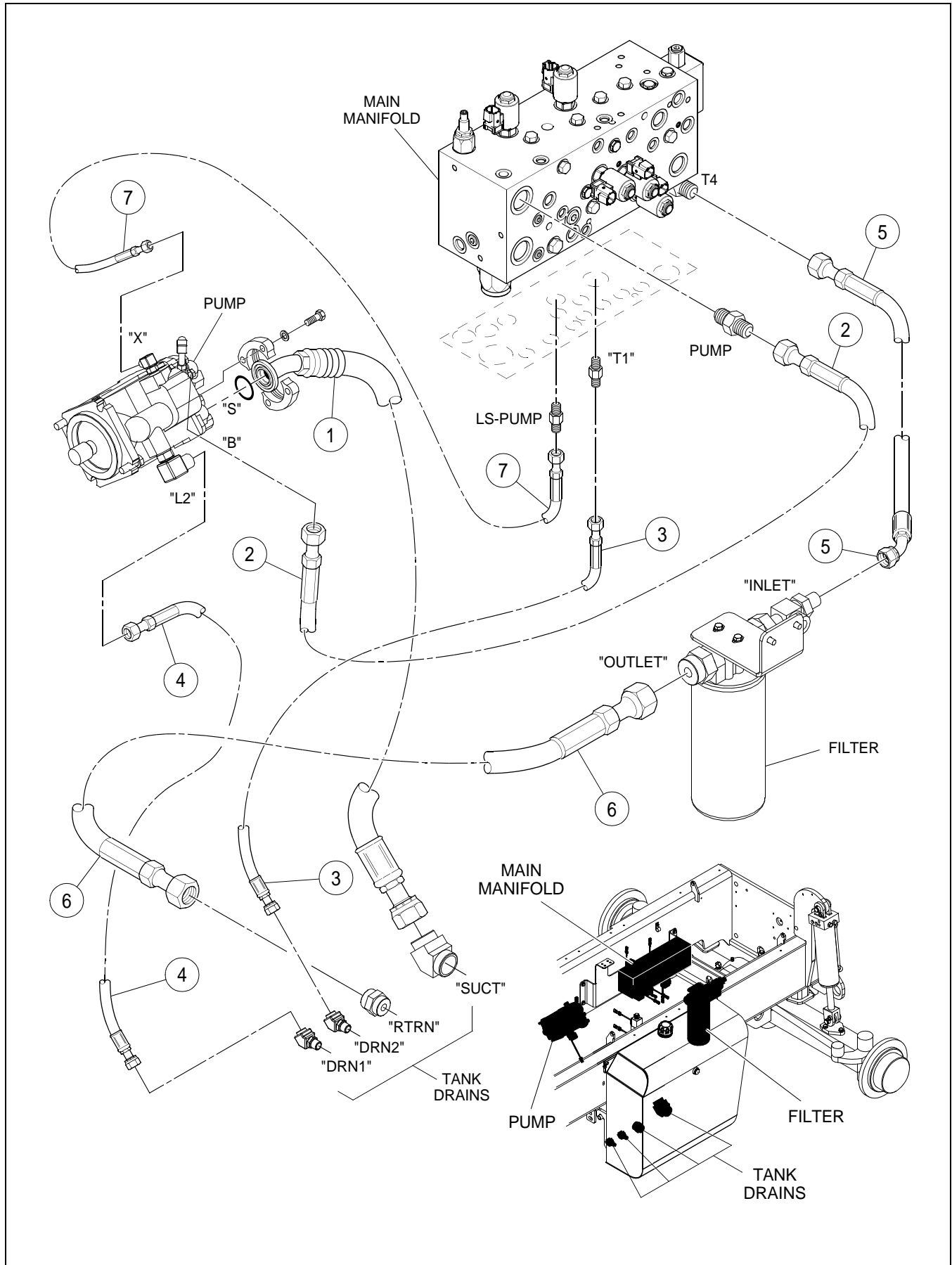
HYDRAULIC FILTER ASSEMBLY

BOM 13173455

| ITEM | COMM. NO. | DESCRIPTION | QTY | DIMENSIONS/NOTES |
|------|-----------|-----------------------------|-----|------------------|
| 1 | 13173802 | Hydraulic Filter | 1 | |
| - | 59124677 | - Hydraulic Filter Canister | 1 | |
| 2 | 59922658 | Adapter, Straight | 1 | |
| 3 | 59922682 | Adapter, Straight | 1 | |
| 4 | 59923813 | Adapter, Tee | 1 | |
| 5 | 59056036 | Reducer | 1 | |

HYDRAULIC PUMP AND FILTER HOSE ASSEMBLY - EFF S/N 189939, INCLUDING S/N 187221, 189750, 189751, 189752

Dwg 13443320/01



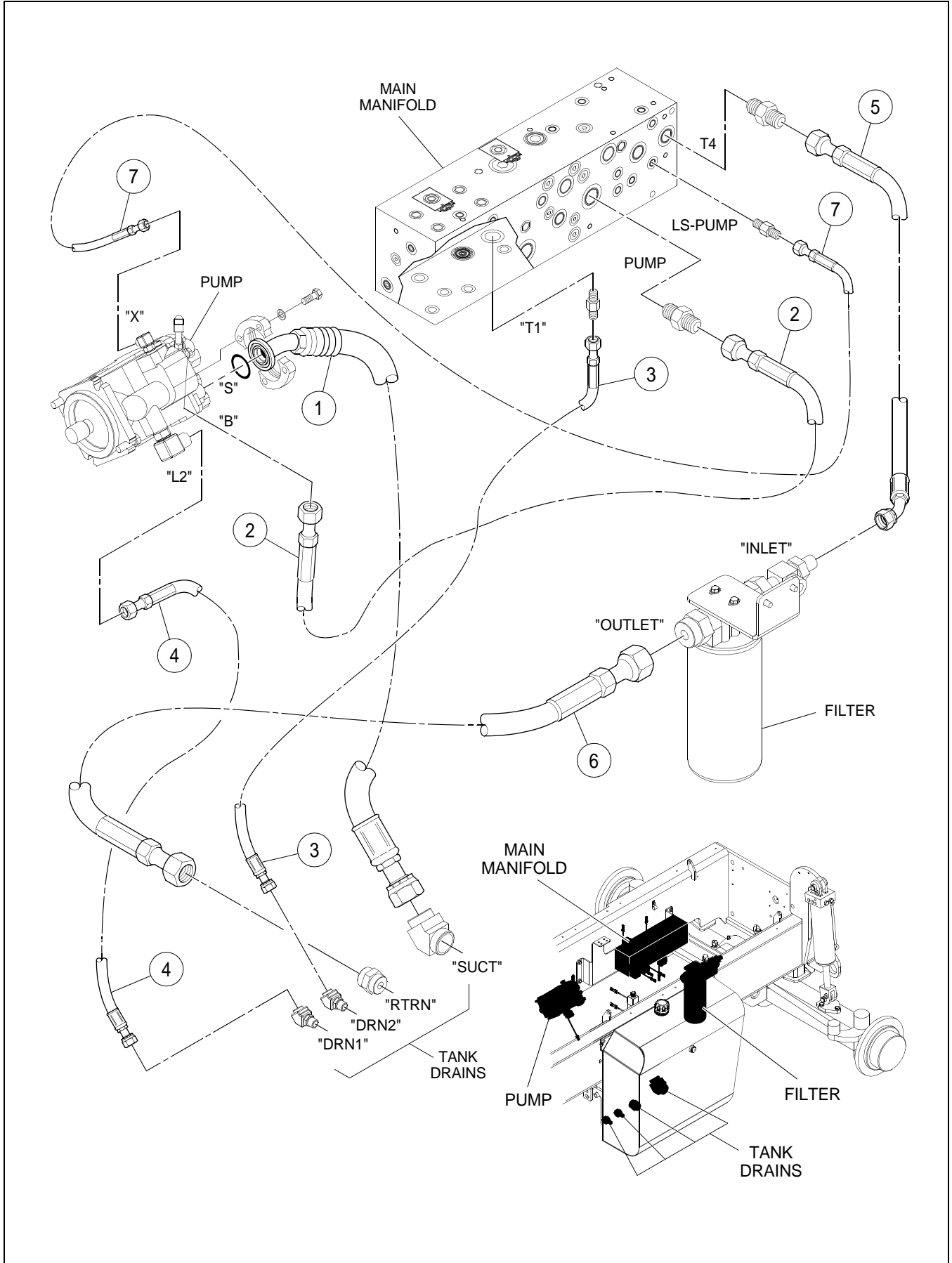
HYDRAULIC PUMP AND FILTER HOSE ASSEMBLY - EFF
 S/N 189939, INCLUDING S/N 187221, 189750, 189751, 189752

BOM 18006411

| ITEM | COMM. NO. | DESCRIPTION | QTY | DIMENSIONS/NOTES |
|------|-----------|---------------|-----|------------------|
| 1 | 13181284 | Hose Assembly | 1 | 37.0" |
| 2 | 13402375 | Hose Assembly | 1 | 24.0" |
| 3 | 13304076 | Hose Assembly | 1 | 59.0" |
| 4 | 59174755 | Hose Assembly | 1 | 34.0" |
| 5 | 59198549 | Hose Assembly | 1 | 22.0" |
| 6 | 59148825 | Hose Assembly | 1 | 35.0" |
| 7 | 13181482 | Hose Assembly | 1 | 44.0" |

HYDRAULIC PUMP AND FILTER HOSE ASSEMBLY - PRIOR S/N 189939 EXC S/N 187221, 189750, 189751, 189752

Dwg D13304050/00



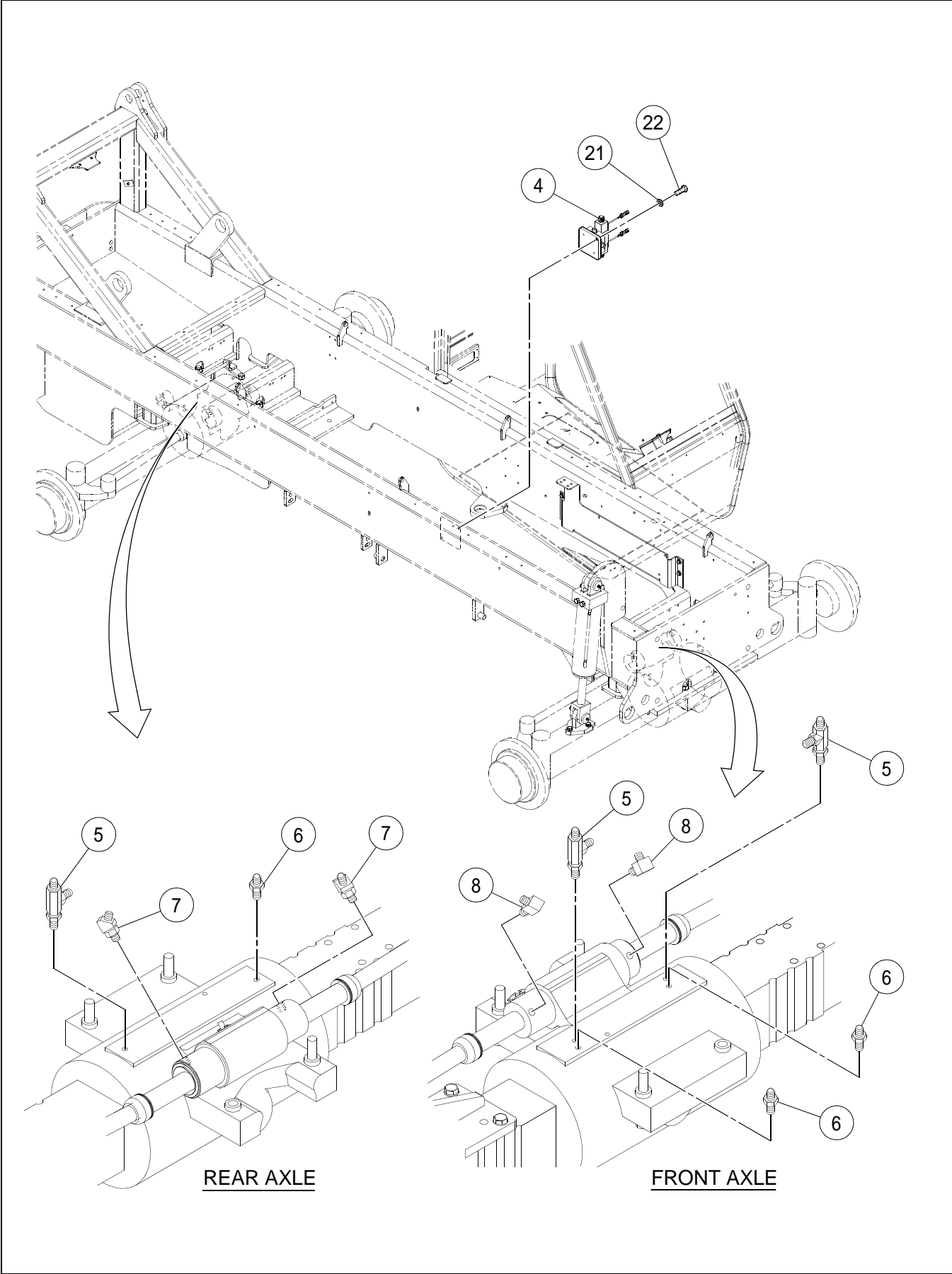
**HYDRAULIC PUMP AND FILTER HOSEING ASSEMBLY -
 PRIOR S/N 189939 EXC S/N 187221, 189750, 189751, 189752**

BOM 13360334, 13304050

| ITEM | COMM. NO. | DESCRIPTION | QTY | DIMENSIONS/NOTES |
|------|-----------|---------------|-----|------------------|
| 1 | 13181284 | Hose Assembly | 1 | 37.0" |
| 2 | 13304068 | Hose Assembly | 1 | 40.0" |
| 3 | 13304076 | Hose Assembly | 1 | 59.0" |
| 4 | 59174755 | Hose Assembly | 1 | 34.0" |
| 5 | 13181250 | Hose Assembly | 1 | 16.0" |
| 6 | 59148825 | Hose Assembly | 1 | 35.0" |
| 7 | 13304084 | Hose Assembly | 1 | 59.0" |

STEERING AND BRAKE INSTALLATION - SHEET 1 OF 2

Dwg D13259783/02/01



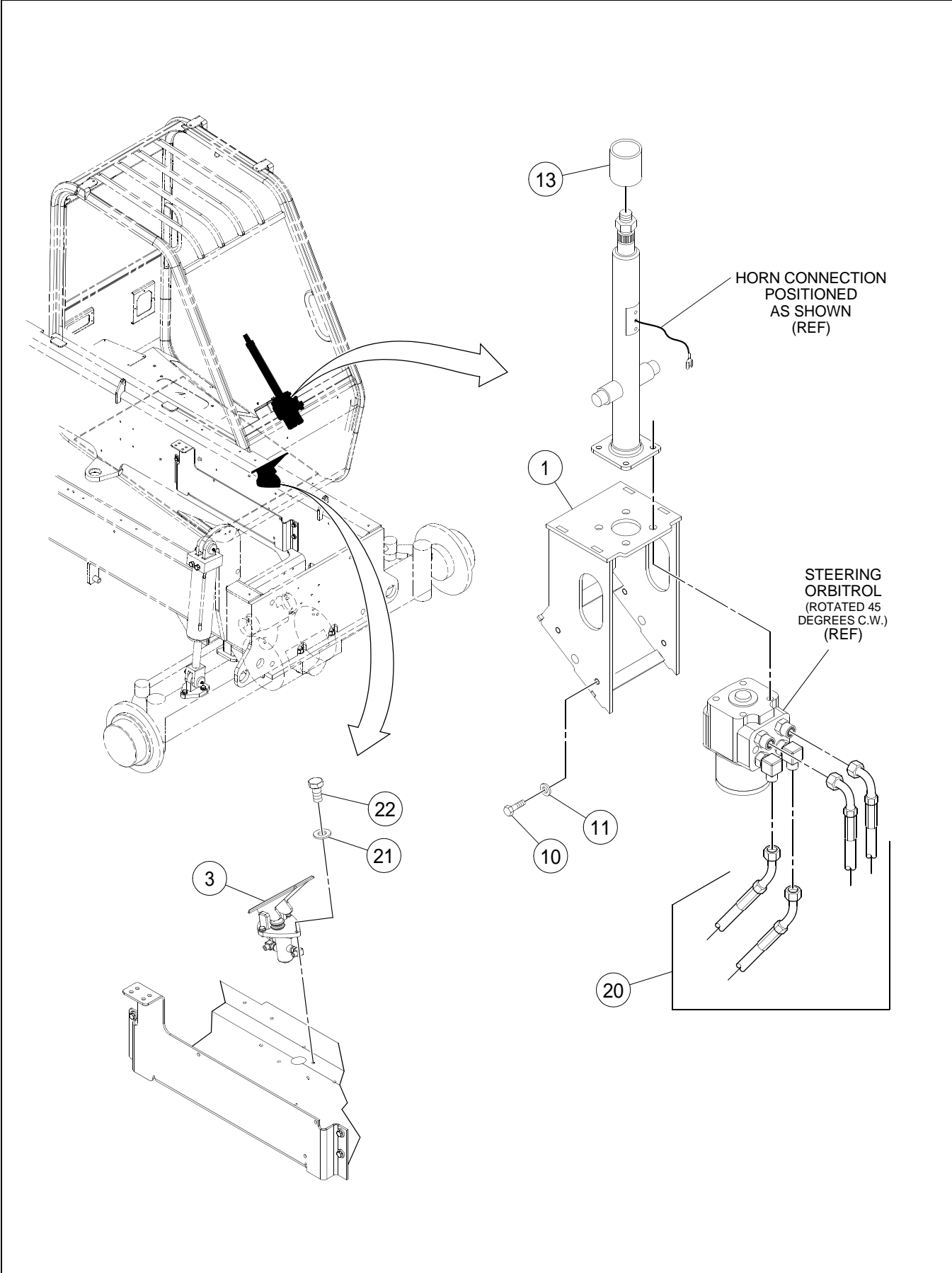
STEERING AND BRAKE INSTALLATION - SHEET 1 OF 2

BOM 13259783

| ITEM | COMM. NO. | DESCRIPTION | QTY | DIMENSIONS/NOTES |
|------|-------------|---------------------------------------|----------|-------------------------|
| 4 | NSVA | Steering Select Valve Assembly | 1 | See Page H - 26. |
| 5 | 54465836 | Adapter, Tee | 3 | |
| 6 | 59031567 | Threaded Stud | 3 | |
| 7 | 59922260 | Adapter, 45° | 2 | |
| 8 | 59922898 | Adapter, 90° | 2 | |
| 21 | 96741038 | Flatwasher | 6 | M8 x 1.25 CI 200 |
| 22 | 96702659 | HHCS, Fully Threaded, Zinc Plated | 6 | M8 x 1.25 x 25 CI 8.8 |

STEERING AND BRAKE INSTALLATION - SHEET 2 OF 2

Dwg D13259783/02/02



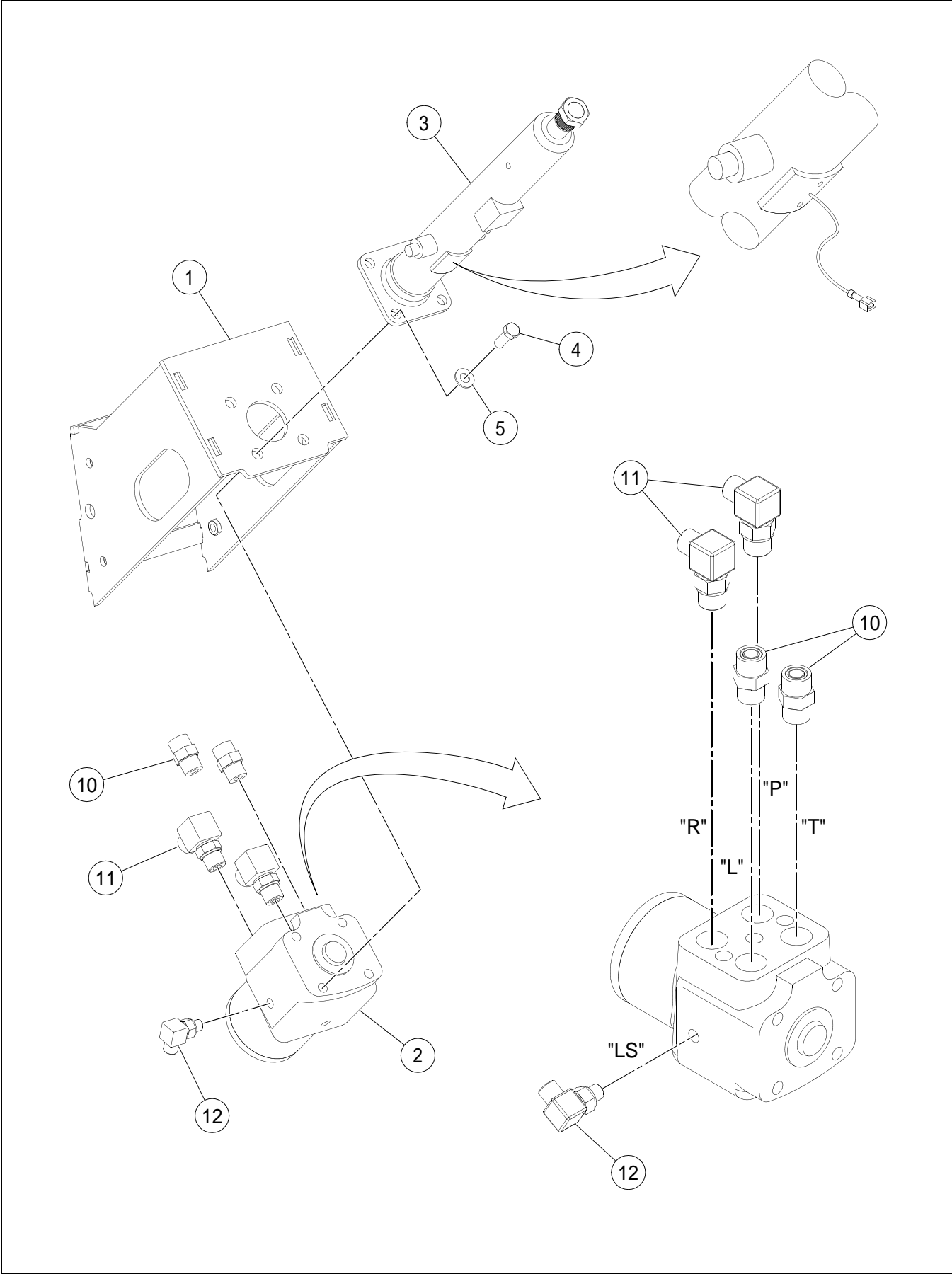
STEERING AND BRAKE INSTALLATION - SHEET 2 OF 2

BOM 13259783

| ITEM | COMM. NO. | DESCRIPTION | QTY | DIMENSIONS/NOTES |
|------|-----------|--|-----|-----------------------|
| 1 | NSVA | Steering Column/Orbital Assembly | 1 | See Page H - 20. |
| 3 | NSVA | Brake Valve Assembly | 1 | See Page H - 22. |
| 10 | | This item not used with this Assembly | | |
| 11 | 96741038 | Flatwasher | 4 | M8 x 1.25 CI 200 |
| 13 | 59465377 | Heat Shrink Tube | 1 | |
| 20 | NSVA | Steering And Brake Hosing Assembly (Effective S/N 189939, Including S/N 187221, 189750, 189751 and 189752) | 1 | See Page H - 16. |
| - | NSVA | Steering And Brake Hosing Assembly (Prior to S/N 189939 Excluding S/N 187221, 189750, 189751 and 189752) | 1 | See Page H - 32. |
| 21 | 96741038 | Flatwasher | 5 | M8 Hardened |
| 22 | 96702659 | HHCS, Fully Threaded, Zinc Plated | 9 | M8 x 1.25 x 25 CI 8.8 |

STEERING COLUMN/ORBITAL ASSEMBLY

Dwg D13267323/03



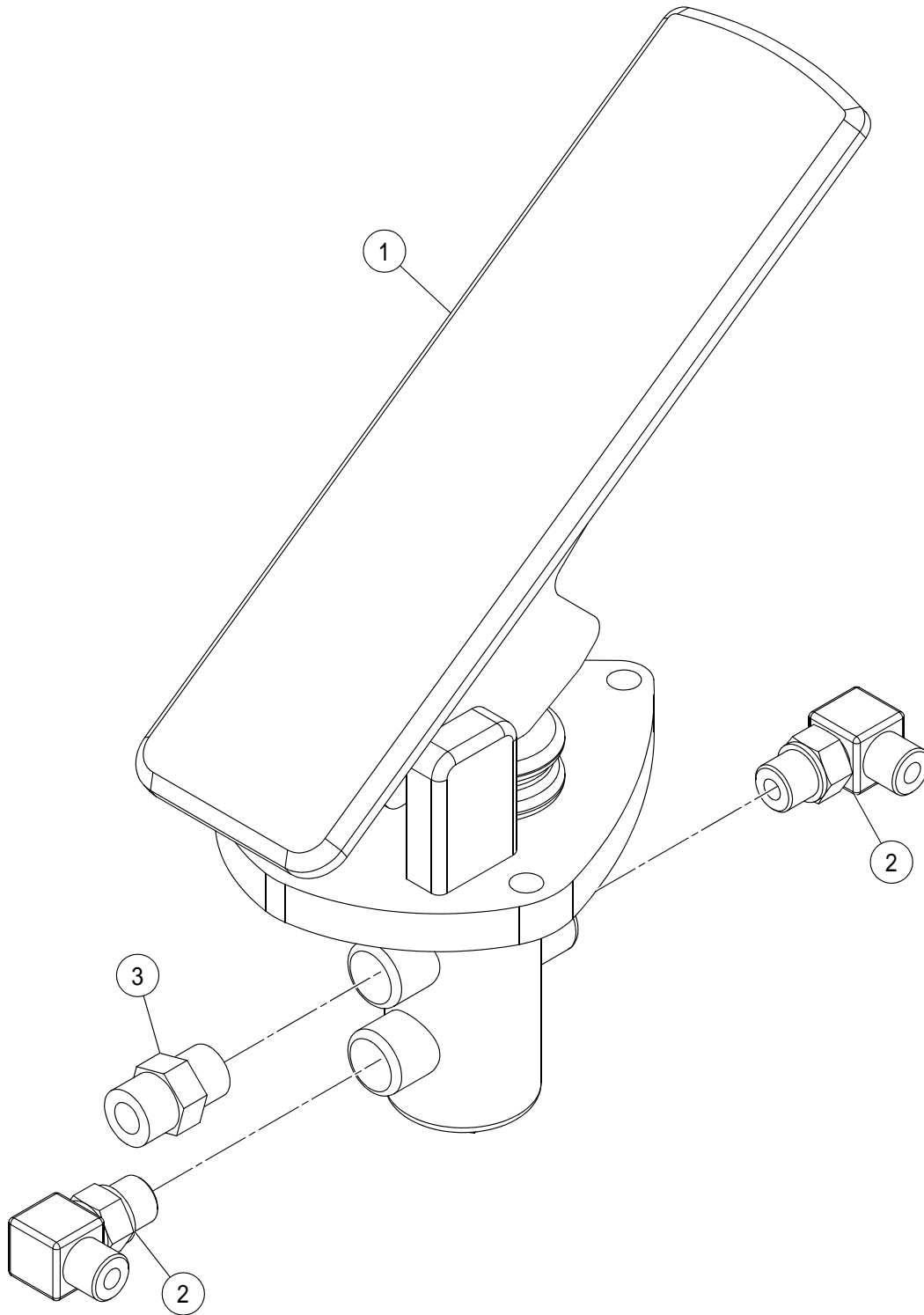
STEERING COLUMN/ORBITAL ASSEMBLY

BOM 13267323

| ITEM | COMM. NO. | DESCRIPTION | QTY | DIMENSIONS/NOTES |
|------|-----------|-------------------------|-----|----------------------|
| 1 | 13307913 | Column/Orbital Mount | 1 | |
| 2 | 13267596 | Steering Control Unit | 1 | |
| - | 54747340 | - Seal Kit | 1 | |
| 3 | 13318209 | Steering Column | 1 | |
| 4 | 95919221 | HHCS, Zinc Plated | 4 | 3/8 x 1.0 x 16 Grd 8 |
| 5 | 95922373 | Flatwasher, Zinc Plated | 4 | 3/8 |
| 10 | 59922492 | Adapter, Straight | 2 | |
| 11 | 59922898 | Adapter, 90° | 2 | |
| 12 | 59922807 | Adapter | 1 | |

BRAKE VALVE ASSEMBLY

Dwg D13305503/00



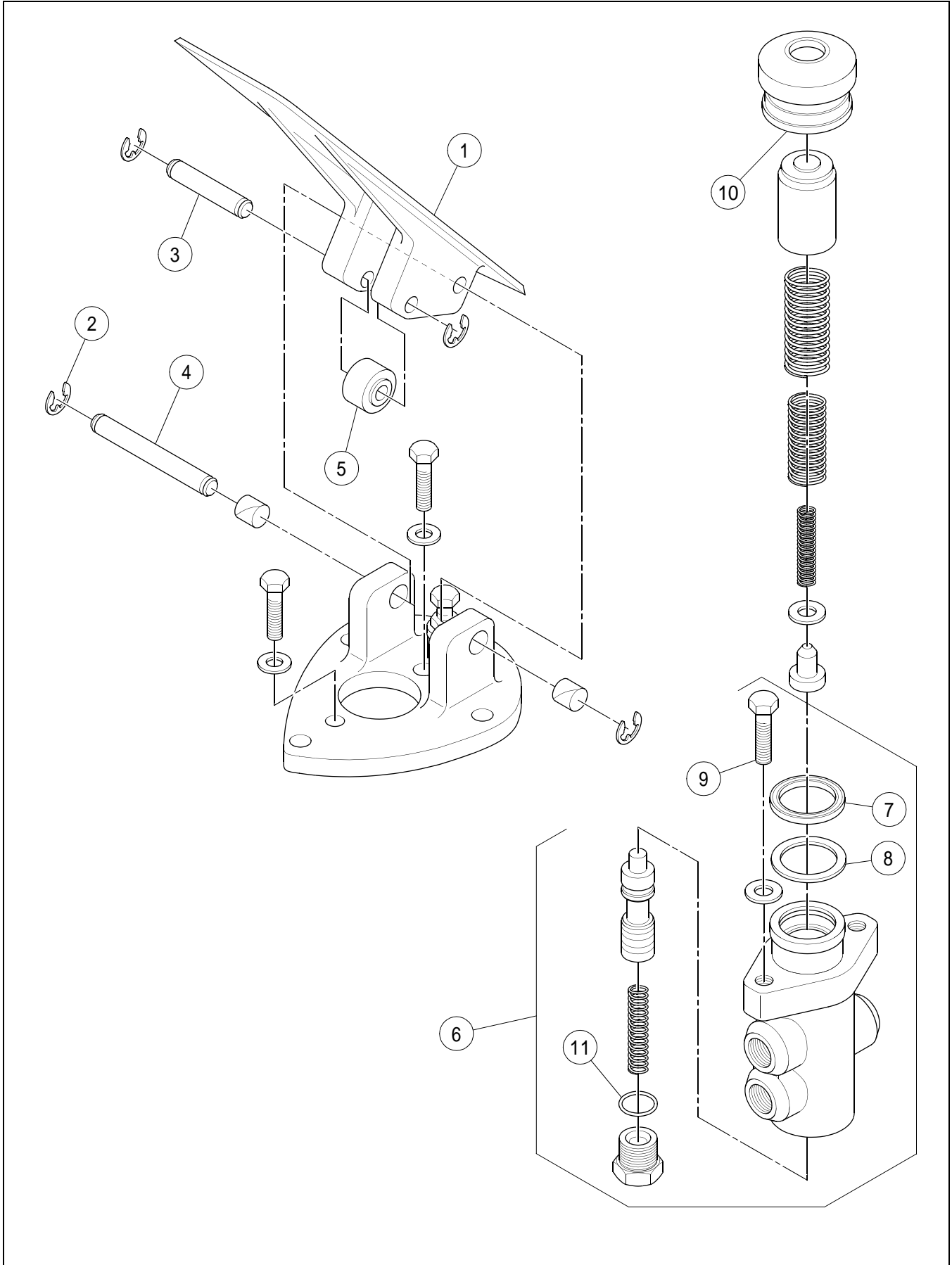
BRAKE VALVE ASSEMBLY

BOM 13305503

| ITEM | COMM. NO. | DESCRIPTION | QTY | DIMENSIONS/NOTES |
|------|-----------|--------------------|-----|------------------------------|
| 1 | 59113480 | Brake Valve | 1 | See Breakdown H - 24. |
| 2 | 59922864 | Adapter, 90° | 2 | |
| 3 | 59919670 | Adapter, Straight | 1 | |

BRAKE VALVE (59113480) - INTERNAL BREAKDOWN

Dwg 59113480/00



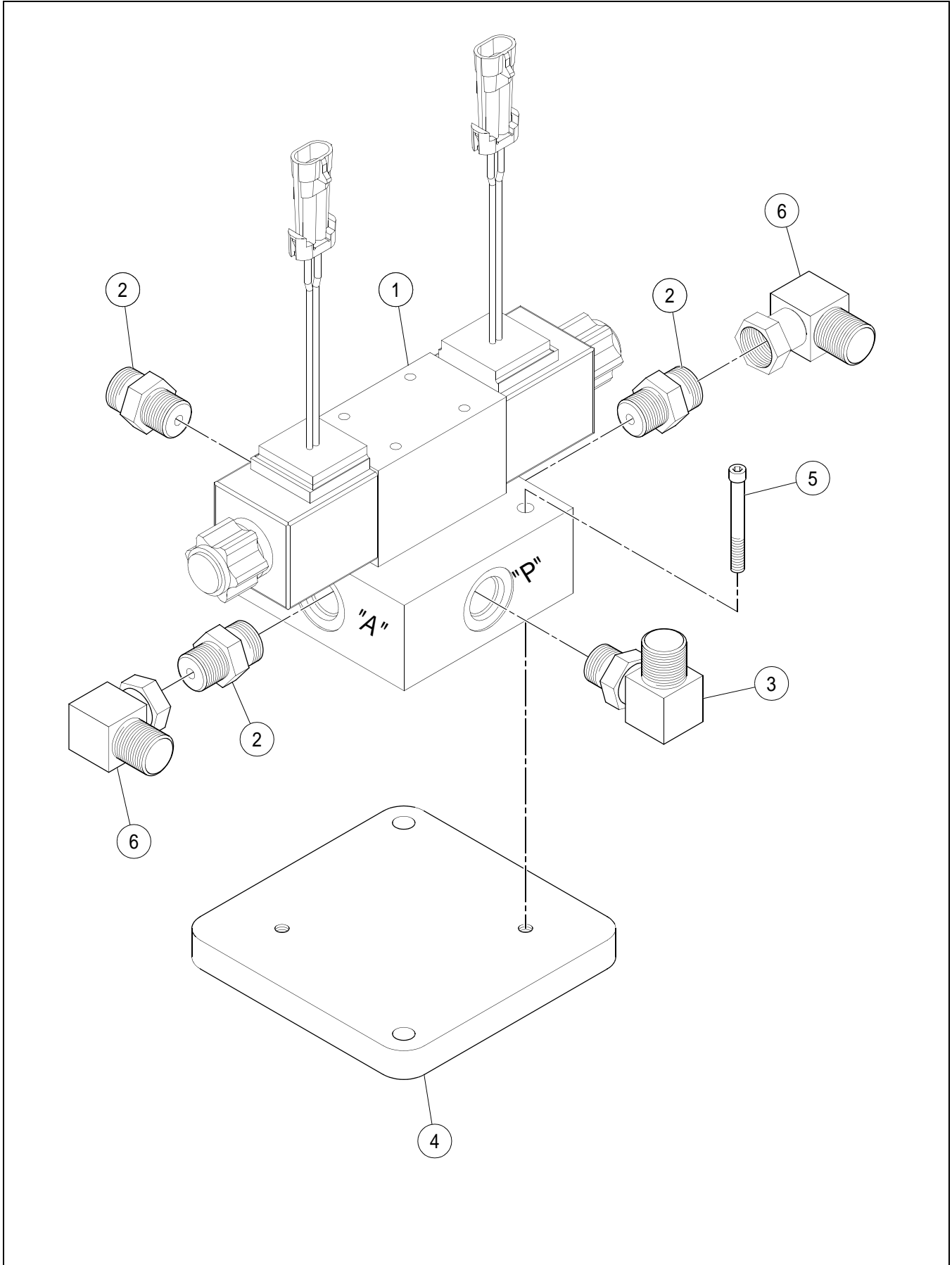
BRAKE VALVE (59113480) - INTERNAL BREAKDOWN

BOM 59113480

| ITEM | COMM. NO. | DESCRIPTION | QTY | DIMENSIONS/NOTES |
|------|-----------|---------------------------------------|-----|------------------|
| 1 | 59154567 | Pedal | 1 | |
| 2 | 59154575 | Ring | 1 | |
| 3 | 59154583 | Pin | 1 | |
| 4 | 59154591 | Pin | 1 | |
| 5 | 59154609 | Roller | 1 | |
| 6 | 59154617 | Repair Kit | 1 | |
| 7 | | This item not used with this Assembly | | |
| 8 | | This item not used with this Assembly | | |
| 9 | | This item not used with this Assembly | | |
| 10 | | This item not used with this Assembly | | |
| 11 | | This item not used with this Assembly | | |

STEERING SELECT VALVE ASSEMBLY

Dwg D13305511/01



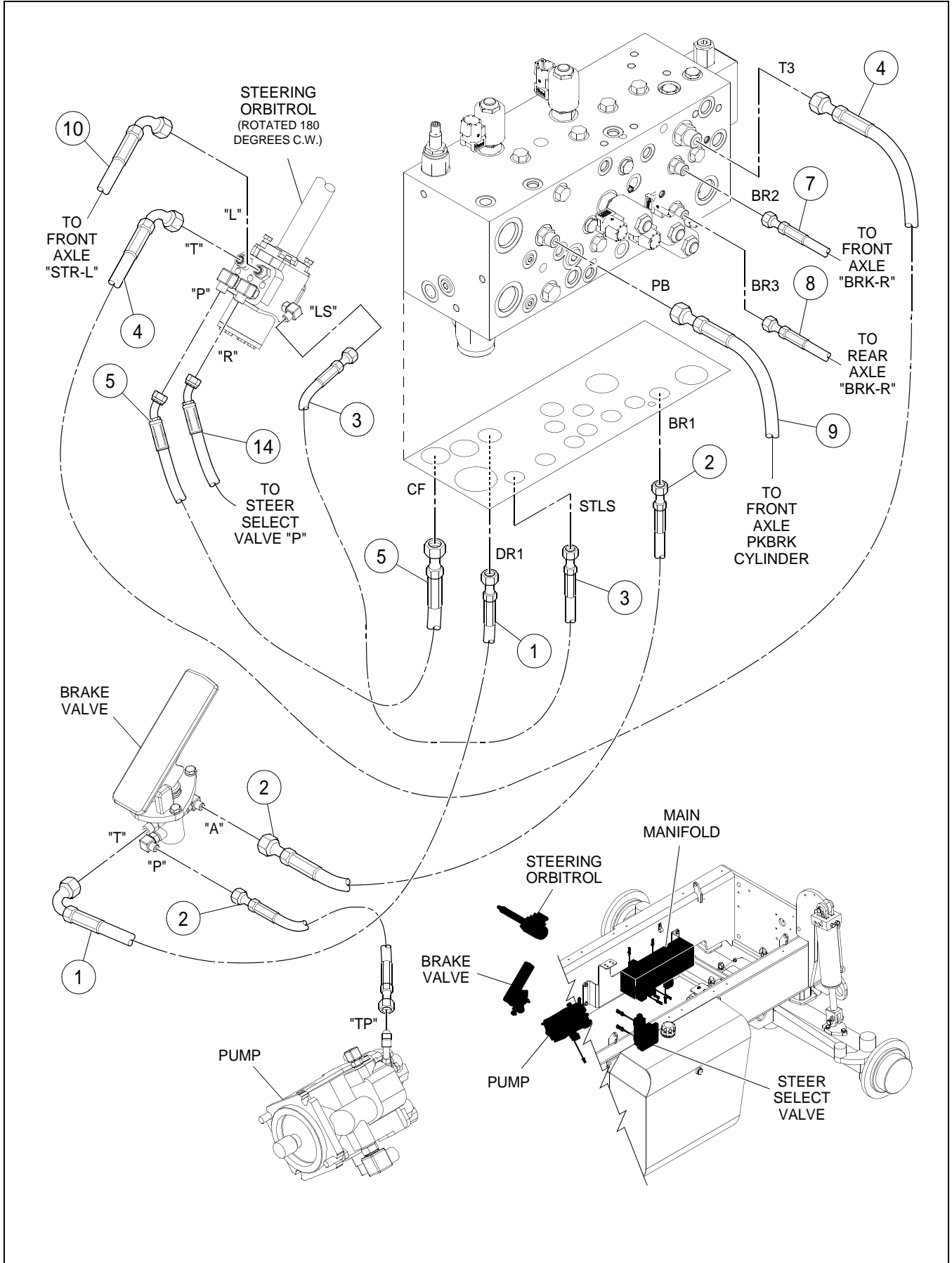
STEERING SELECT VALVE ASSEMBLY

BOM 13305511

| ITEM | COMM. NO. | DESCRIPTION | QTY | DIMENSIONS/NOTES |
|------|-----------|-------------------------|-----|------------------|
| 1 | 13163274 | Steering Selector Valve | 1 | |
| - | 13269360 | - Valve | 1 | |
| - | 13205463 | - Solenoid Valve | 1 | |
| - | 13263256 | - Coil | 2 | |
| - | 13263249 | - Seal Kit | 1 | |
| - | 13266739 | - O-ring | 1 | |
| - | 13266739 | - O-ring | 1 | |
| 2 | 59922492 | Adapter, Straight | 3 | |
| 3 | 59922898 | Adapter, 90° | 1 | |
| 4 | 13168562 | Mounting Plate | 1 | |
| 5 | 95067658 | HHCS | 2 | 1/4 x 20 x 1.5 |
| 6 | 59923466 | Adapter | 2 | |

STEERING AND BRAKE HOSEING ASSEMBLY - EFF S/N
 189939, INC S/N 187221, 189750, 189751 AND 189752 - 1 OF 2

Dwg 13856422/00/01



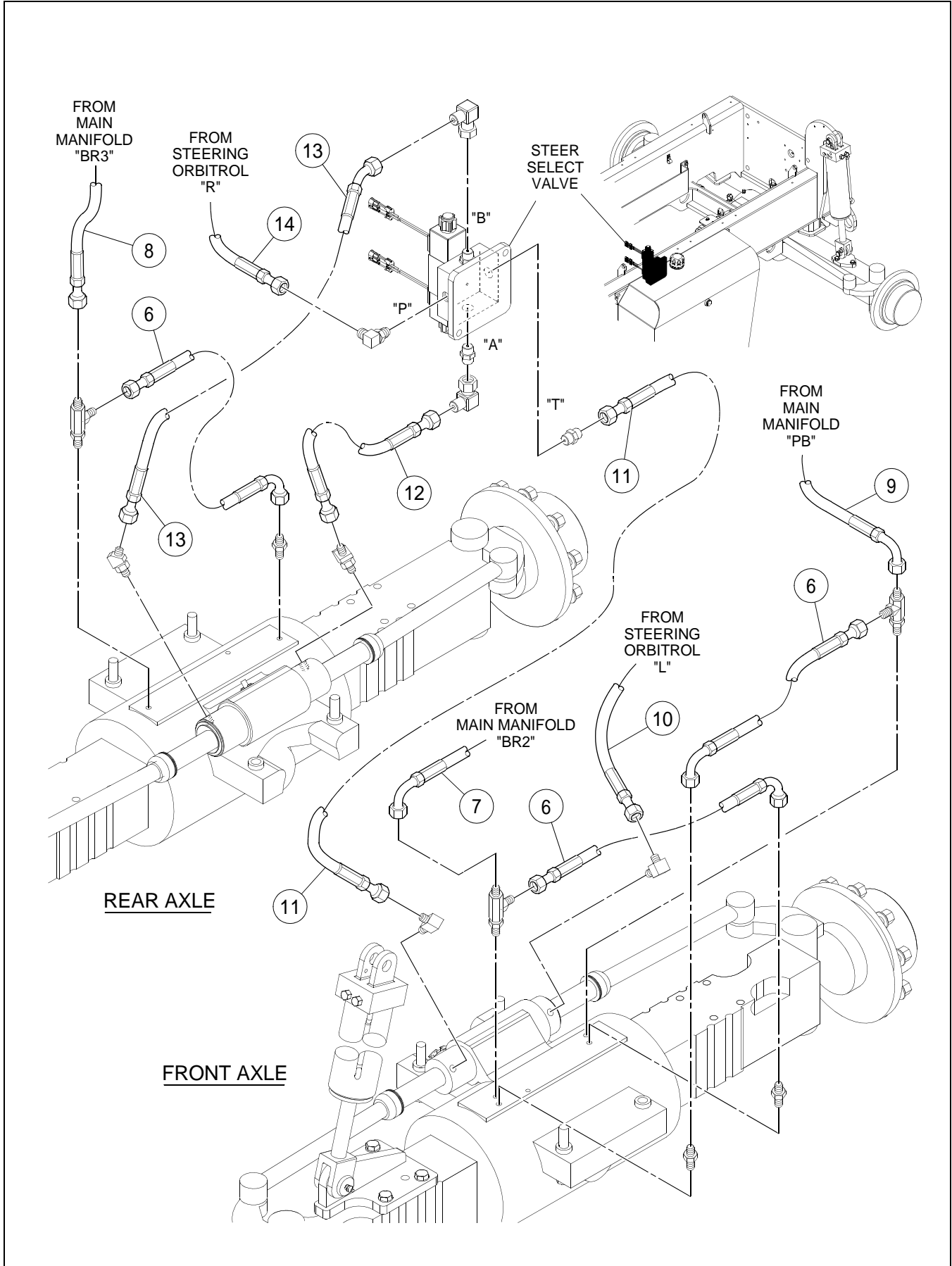
STEERING AND BRAKE HOSING ASSEMBLY - EFF S/N
 189939, INC S/N 187221, 189750, 189751 AND 189752 - 1 OF 2

BOM 13856463

| ITEM | COMM. NO. | DESCRIPTION | QTY | DIMENSIONS/NOTES |
|------|-----------|---------------|-----|------------------|
| 1 | 58880667 | Hose Assembly | 1 | 39.5" |
| 2 | 13120969 | Hose Assembly | 2 | 57.0" |
| 3 | 13443254 | Hose Assembly | 1 | 67.0" |
| 4 | 58962143 | Hose Assembly | 1 | 83.0" |
| 5 | 13856596 | Hose Assembly | 1 | 57.0" |
| 7 | 59148767 | Hose Assembly | 1 | 33.0" |
| 8 | 59281956 | Hose Assembly | 1 | 136.0" |
| 9 | 13124789 | Hose Assembly | 1 | 43.0" |
| 10 | 13130323 | Hose Assembly | 1 | 96.0" |
| 14 | 13130786 | Hose Assembly | 1 | 97.0" |

STEERING AND BRAKE HOSE ASSEMBLY - EFF S/N
189939, INC S/N 187221, 189750, 189751 AND 189752 - 2 OF 2

Dwg 13856422/00/02



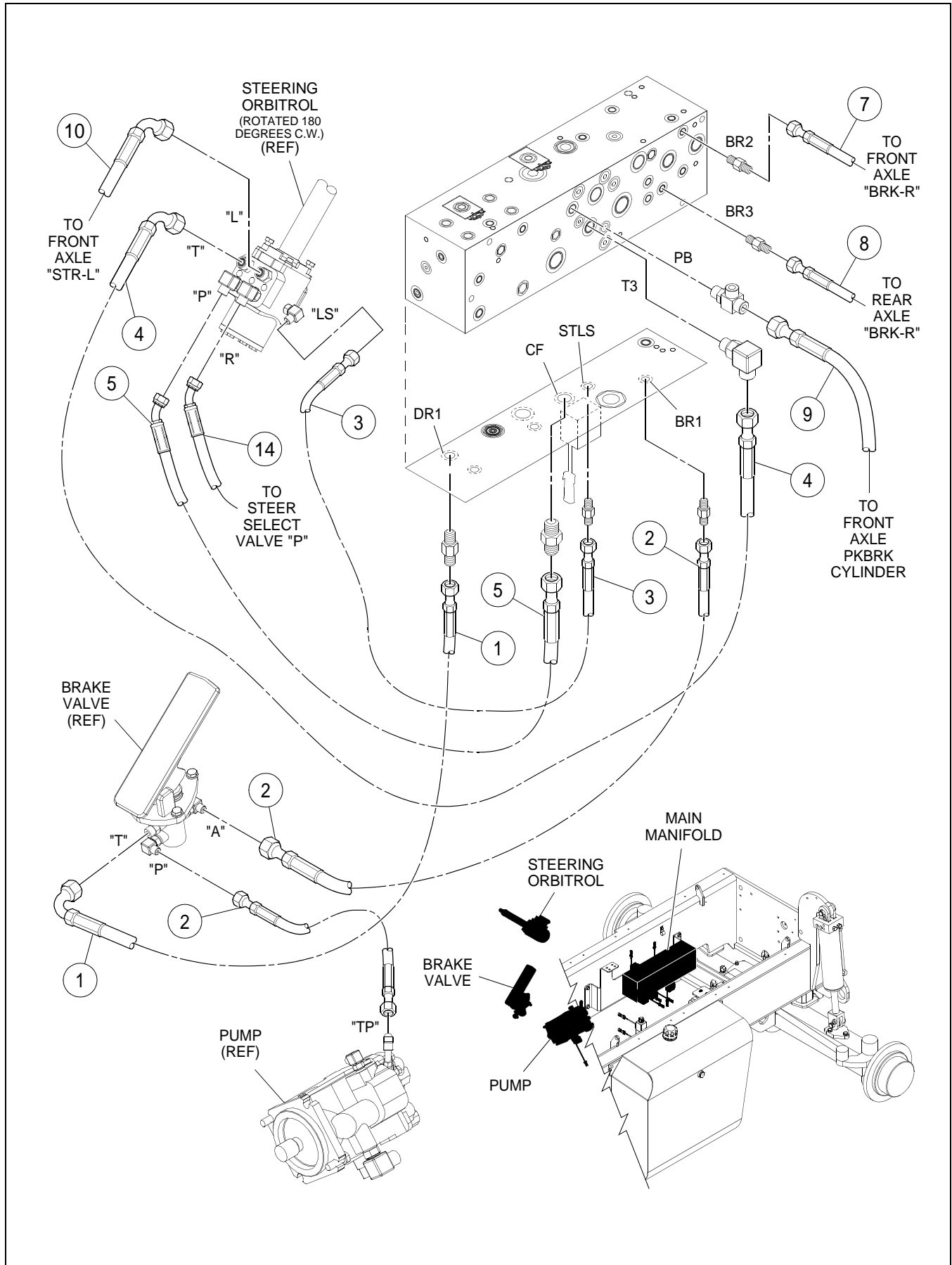
STEERING AND BRAKE HOSING ASSEMBLY - EFF S/N
 189939, INC S/N 187221, 189750, 189751 AND 189752 - 2 OF 2

BOM 13856463

| ITEM | COMM. NO. | DESCRIPTION | QTY | DIMENSIONS/NOTES |
|------|-----------|---------------|-----|------------------|
| 6 | 59015628 | Hose Assembly | 3 | 16.0" |
| 7 | 59148767 | Hose Assembly | 1 | 33.0" |
| 8 | 59281956 | Hose Assembly | 1 | 136.0" |
| 9 | 13124789 | Hose Assembly | 1 | 43.0" |
| 11 | 59174763 | Hose Assembly | 1 | 49.0" |
| 12 | 13348933 | Hose Assembly | 1 | 100.0" |
| 13 | 54472451 | Hose Assembly | 1 | 102.0" |
| 14 | 13130786 | Hose Assembly | 1 | 97.0" |

STEERING AND BRAKE HOSE ASSEMBLY - PRIOR TO S/
N 189939 EXC S/N 187221, 189750, 189751, 189752 - 1 OF 2

Dwg D13259791/02/01



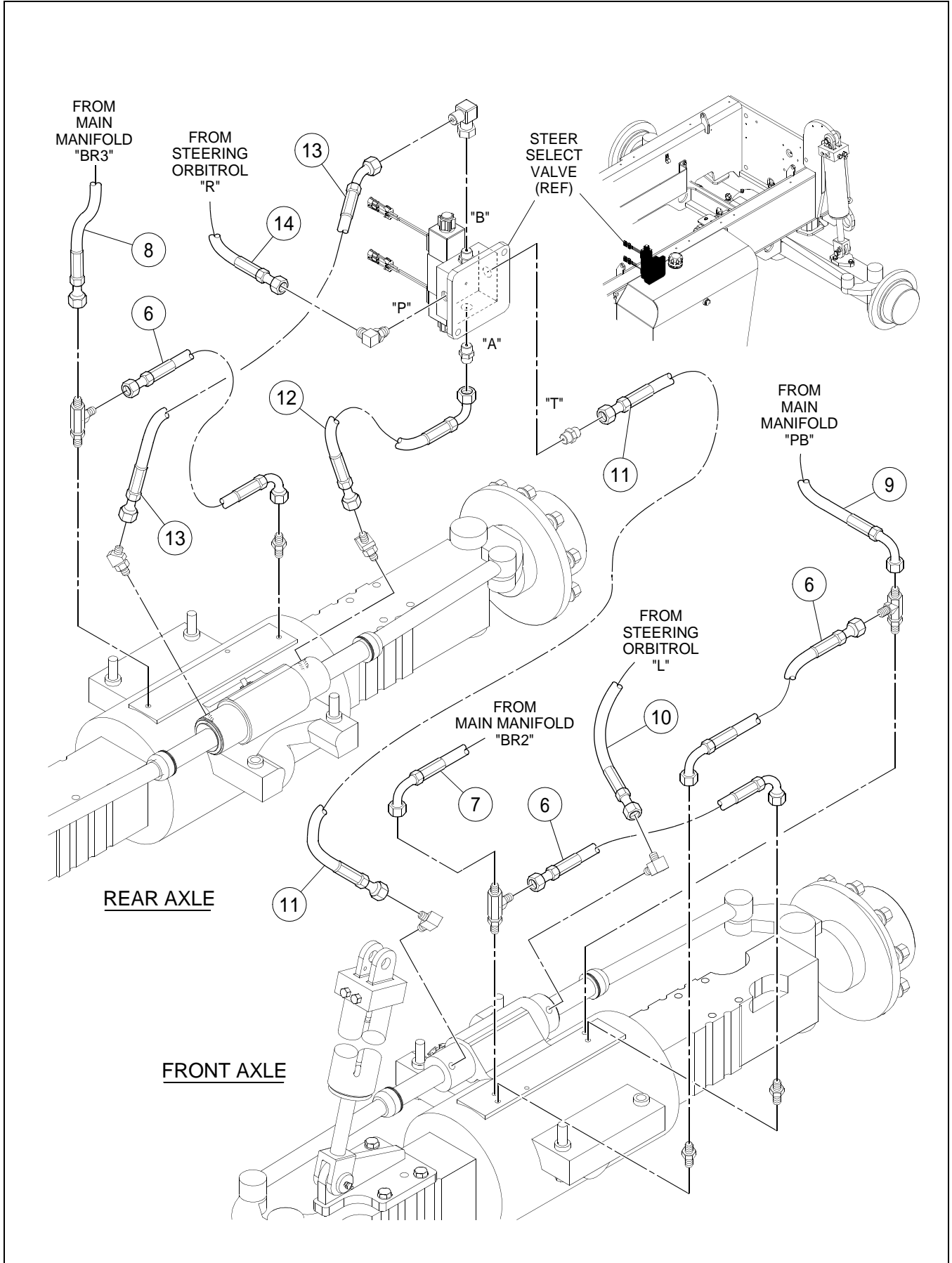
STEERING AND BRAKE HOSING ASSEMBLY - PRIOR TO S/
 N 189939 EXC S/N 187221, 189750, 189751, 189752 - 1 OF 2

BOM 13259791

| ITEM | COMM. NO. | DESCRIPTION | QTY | DIMENSIONS/NOTES |
|------|-----------|---------------|-----|------------------|
| 1 | 58880667 | Hose Assembly | 1 | 39.5" |
| 2 | 13120969 | Hose Assembly | 2 | 57.0" |
| 3 | 13318860 | Hose Assembly | 1 | 73.0" |
| 4 | 13305537 | Hose Assembly | 1 | 74.0" |
| 5 | 13305545 | Hose Assembly | 1 | 73.0" |
| 7 | 59148767 | Hose Assembly | 1 | 33.0" |
| 8 | 59281956 | Hose Assembly | 1 | 136.0" |
| 9 | 13124789 | Hose Assembly | 1 | 43.0" |
| 10 | 13130323 | Hose Assembly | 1 | 96.0" |
| 14 | 13130786 | Hose Assembly | 1 | 97.0" |

STEERING AND BRAKE HOSE ASSEMBLY - PRIOR TO S/
N 189939 EXC S/N 187221, 189750, 189751, 189752 - 2 OF 2

Dwg D13259791/02/02



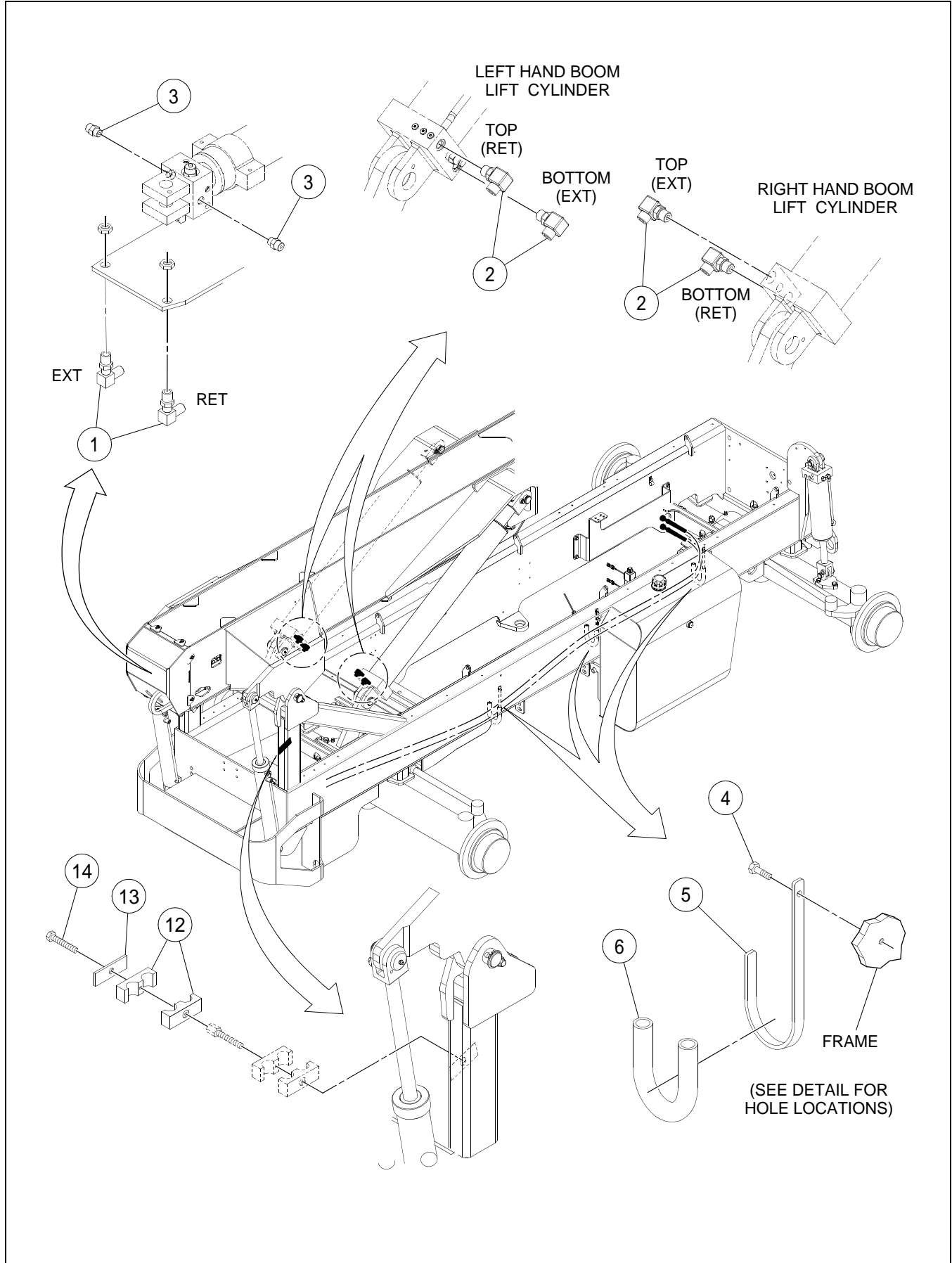
STEERING AND BRAKE HOSING ASSEMBLY - PRIOR TO S/
 N 189939 EXC S/N 187221, 189750, 189751, 189752 - 2 OF 2

BOM 13259791

| ITEM | COMM. NO. | DESCRIPTION | QTY | DIMENSIONS/NOTES |
|------|-----------|---------------|-----|------------------|
| 6 | 59015628 | Hose Assembly | 3 | 16.0" |
| 7 | 59148767 | Hose Assembly | 1 | 33.0" |
| 8 | 59281956 | Hose Assembly | 1 | 136.0" |
| 9 | 13124789 | Hose Assembly | 1 | 43.0" |
| 10 | 13130323 | Hose Assembly | 1 | 96.0" |
| 11 | 59174763 | Hose Assembly | 1 | 49.0" |
| 12 | 13348933 | Hose Assembly | 1 | 100.0" |
| 13 | 54472451 | Hose Assembly | 1 | 102.0" |
| 14 | 13130786 | Hose Assembly | 1 | 97.0" |

LIFT AND CROWD INSTALLATION

Dwg 13259742/0a/01



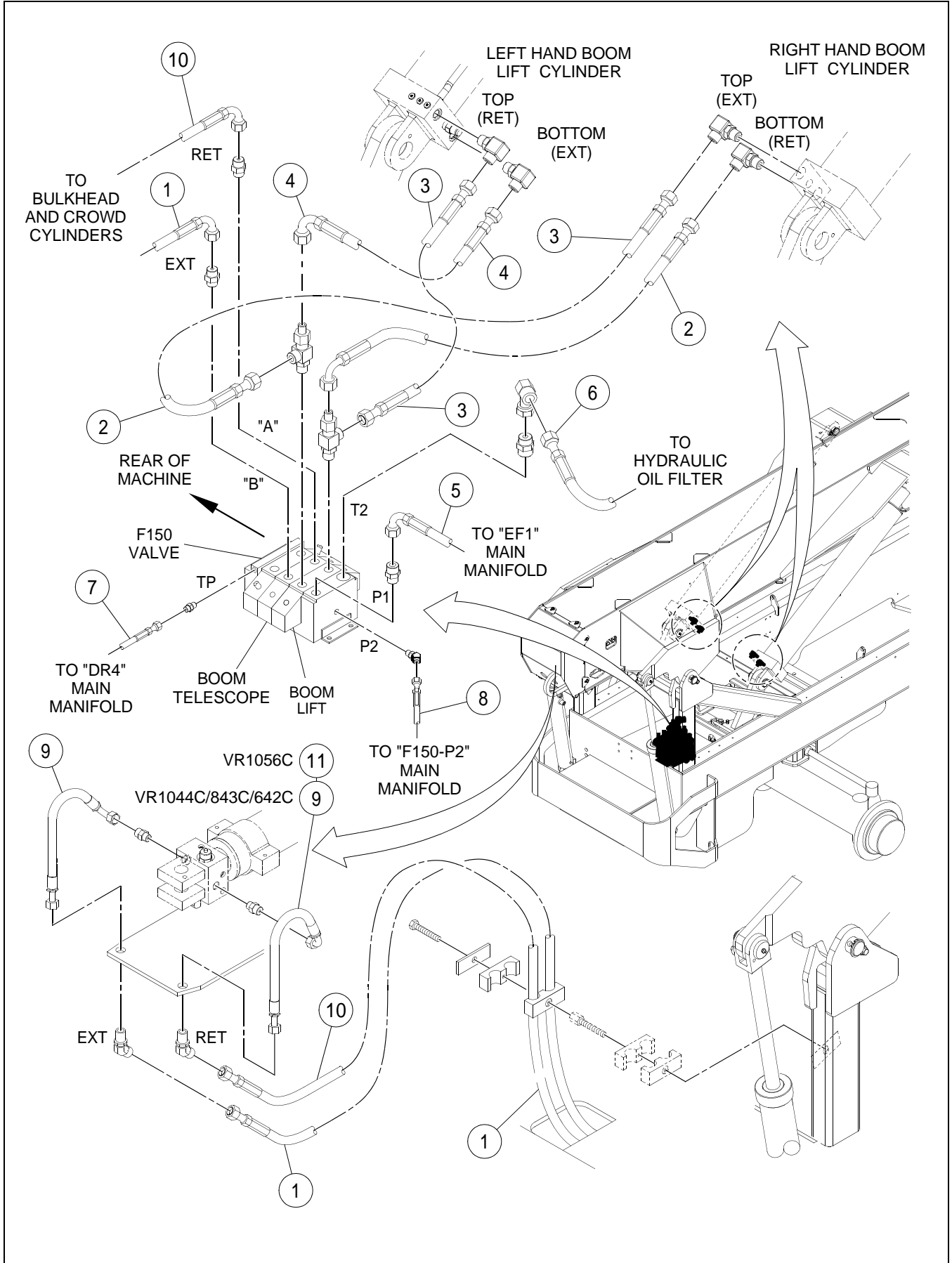
LIFT AND CROWD INSTALLATION

BOM 13259742

| ITEM | COMM. NO. | DESCRIPTION | QTY | DIMENSIONS/NOTES |
|------|-------------|---|-----|-------------------------|
| 1 | 59962324 | Adapter | 2 | |
| 2 | 59922898 | Adapter, 90° | 4 | |
| 3 | 59922542 | Adapter, Straight | 2 | |
| 4 | 96702824 | HHCS, Fully Threaded, Zinc Plated | 3 | M8 x 1.25 x 20 CI 8.8 |
| 5 | 59180695 | J-hook | 3 | |
| 6 | 59135681 | J-hook Hose Cover | 3 | |
| 12 | 59583518 | Clamp | 2 | |
| 13 | 59583500 | Cover Plate | 1 | |
| 14 | 95920526 | HHCS, Zinc Plated | 1 | 5/16 x 18 x 1.75 Grd 8 |
| 15 | NSVA | Lift And Crowd Hosing Assembly (Effective S/N 189939, Including S/N 187221, 189750, 189751 and 189752) (Not Shown) | 1 | See Page H - 38. |
| - | NSVA | Lift And Crowd Hosing Assembly (Prior to S/N 189939 Excluding S/N 187221, 189750, 189751 and 189752) | 1 | See Page H - 42. |

LIFT AND CROWD HOSE ASSEMBLY - EFF S/N 189939 INC
 S/N 187221, 189750, 189751, 189752 - 1 OF 2

Dwg 13443312/00/01



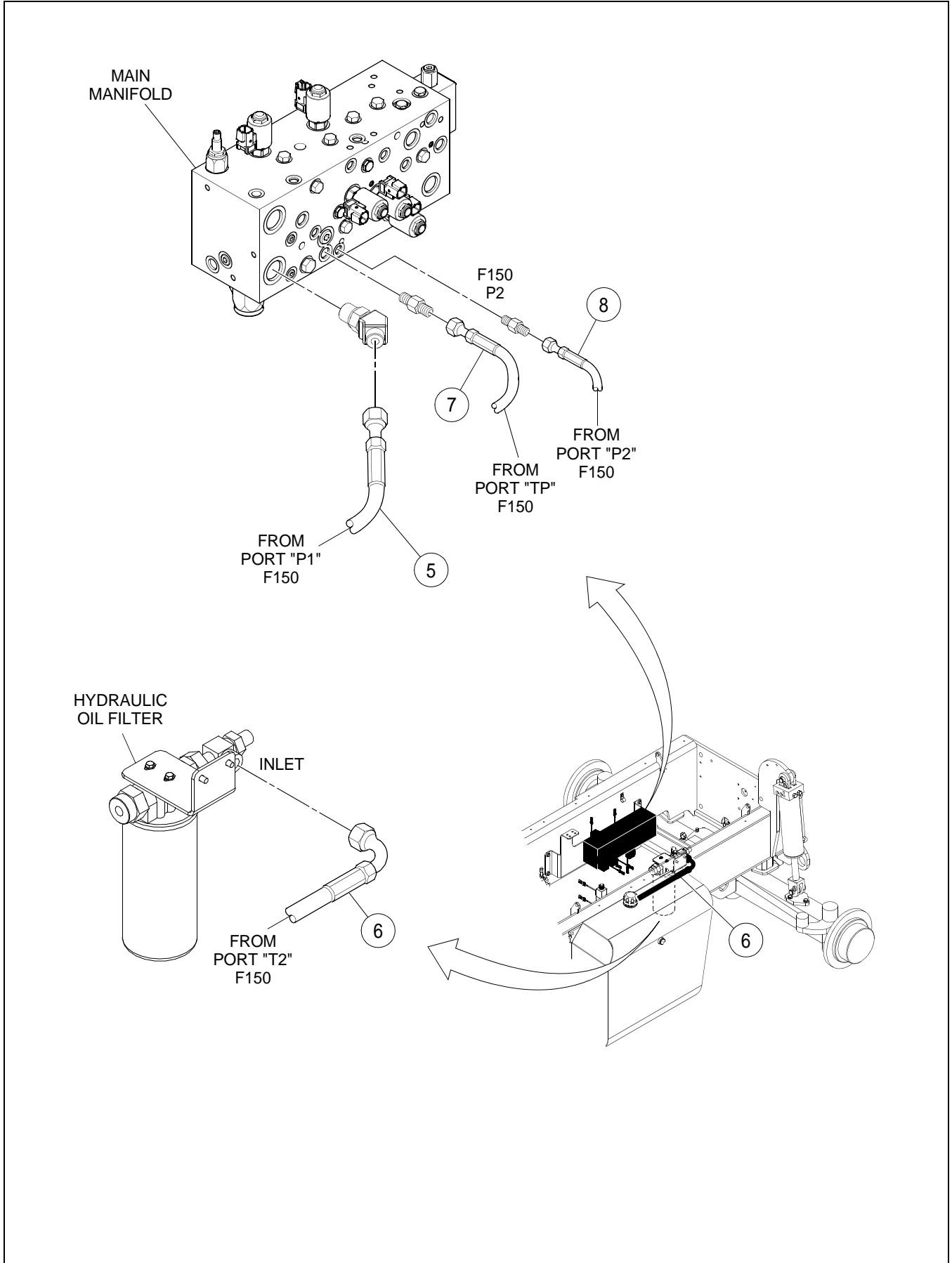
LIFT AND CROWD HOSING ASSEMBLY - EFF S/N 189939 INC
 S/N 187221, 189750, 189751, 189752 - 1 OF 2

BOM 13856471

| ITEM | COMM. NO. | DESCRIPTION | QTY | DIMENSIONS/NOTES |
|------|-----------|---------------|-----|------------------|
| 1 | 13315338 | Hose Assembly | 1 | 70.0" |
| 2 | 13220389 | Hose Assembly | 1 | 32.0" |
| 3 | 13181334 | Hose Assembly | 2 | 30.0" |
| 4 | 59293845 | Hose Assembly | 1 | 34.0" |
| 5 | 13193156 | Hose Assembly | 1 | 135.0" |
| 6 | 13181268 | Hose Assembly | 1 | 135.0" |
| 7 | 13315353 | Hose Assembly | 1 | 152.0" |
| 8 | 13181375 | Hose Assembly | 1 | 156.0" |
| 9 | 59282269 | Hose Assembly | 1 | 12.0" |
| 10 | 13315346 | Hose Assembly | 1 | 70.5" |
| 11 | 59282251 | Hose Assembly | 1 | 11.0" |

LIFT AND CROWD HOSE ASSEMBLY - EFF S/N 189939 INC
S/N 187221, 189750, 189751, 189752 - 2 OF 2

Dwg 13443312/00/02



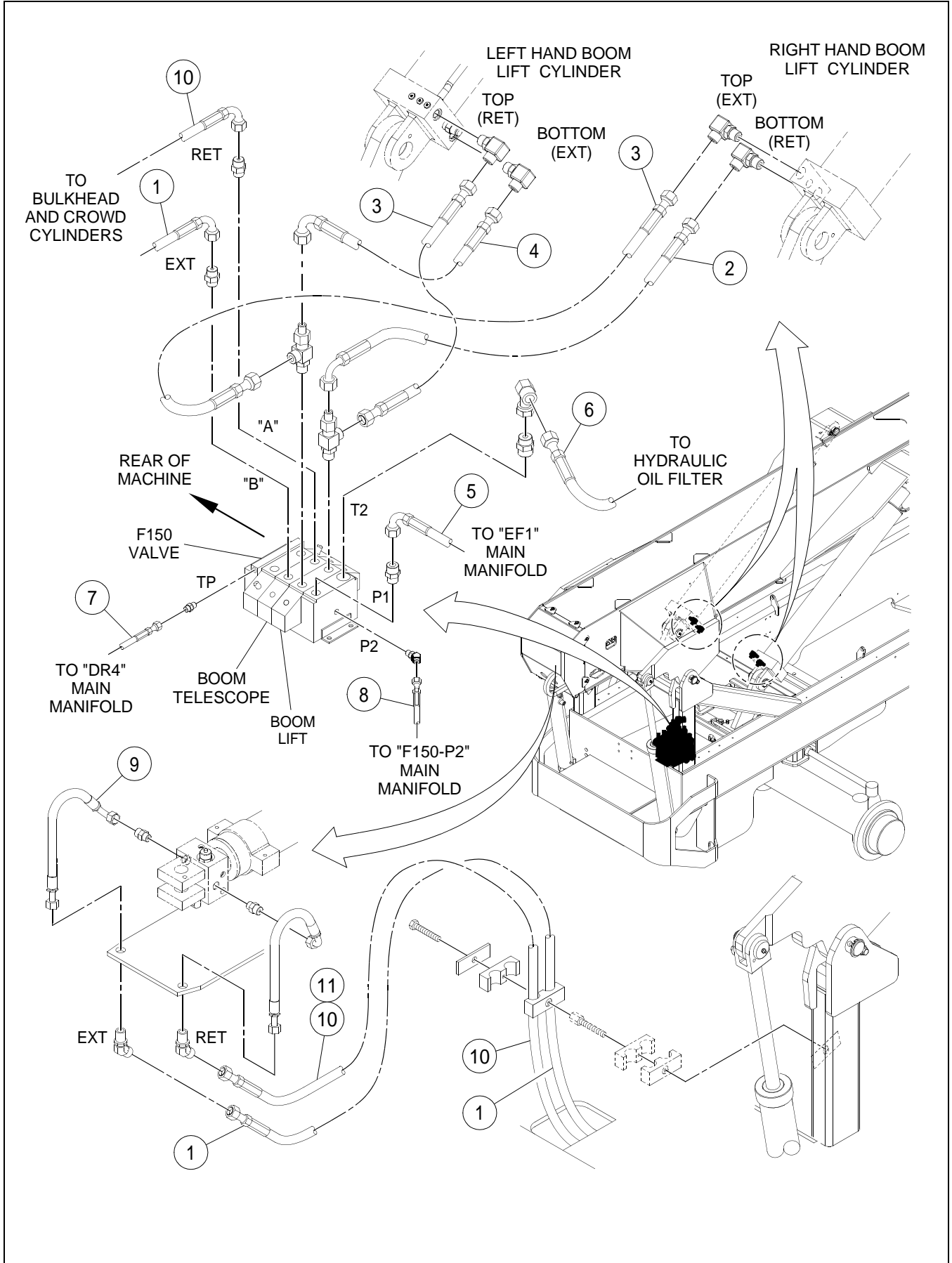
LIFT AND CROWD HOSING ASSEMBLY - EFF S/N 189939 INC
S/N 187221, 189750, 189751, 189752 - 2 OF 2

BOM 13856471

| ITEM | COMM. NO. | DESCRIPTION | QTY | DIMENSIONS/NOTES |
|------|-----------|---------------|-----|------------------|
| 5 | 13193156 | Hose Assembly | 1 | 135.0" |
| 6 | 13181268 | Hose Assembly | 1 | 135.0" |
| 7 | 13315353 | Hose Assembly | 1 | 152.0" |
| 8 | 13181375 | Hose Assembly | 1 | 156.0" |

LIFT AND CROWD HOSE ASSEMBLY - PRIOR TO S/N
 189939 EXC S/N 187221, 189750, 189751, 189752 - 1 OF 2

Dwg D13259759/02/01



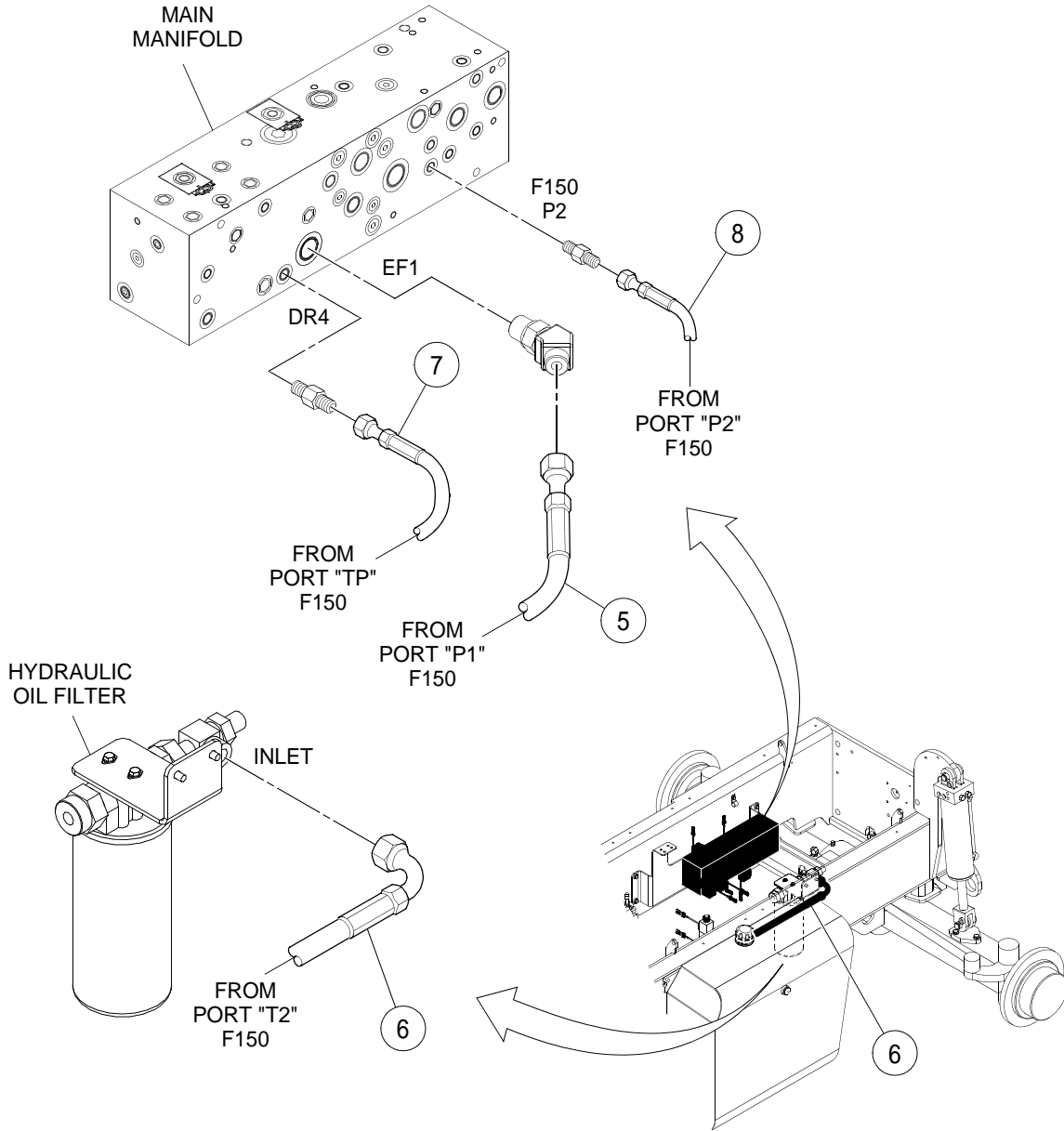
LIFT AND CROWD HOSING ASSEMBLY - PRIOR TO S/N
 189939 EXC S/N 187221, 189750, 189751, 189752 - 1 OF 2

BOM 13259759

| ITEM | COMM. NO. | DESCRIPTION | QTY | DIMENSIONS/NOTES |
|------|-----------|---------------|-----|------------------|
| 1 | 13315338 | Hose Assembly | 1 | 70.0" |
| 2 | 13220389 | Hose Assembly | 1 | 32.0" |
| 3 | 13181334 | Hose Assembly | 2 | 30.0" |
| 4 | 59293845 | Hose Assembly | 1 | 34.0" |
| 5 | 13176979 | Hose Assembly | 1 | 141.0" |
| 6 | 13181268 | Hose Assembly | 1 | 135.0" |
| 7 | 13315353 | Hose Assembly | 1 | 152.0" |
| 8 | 13181375 | Hose Assembly | 1 | 156.0" |
| 9 | 59282269 | Hose Assembly | 1 | 12.0" |
| 10 | 13315346 | Hose Assembly | 1 | 70.5" |
| 11 | 59282251 | Hose Assembly | 1 | 11.0" |

LIFT AND CROWD HOSE ASSEMBLY - PRIOR TO S/N
189939 EXC S/N 187221, 189750, 189751, 189752 - 2 OF 2

Dwg D13259759/02/02



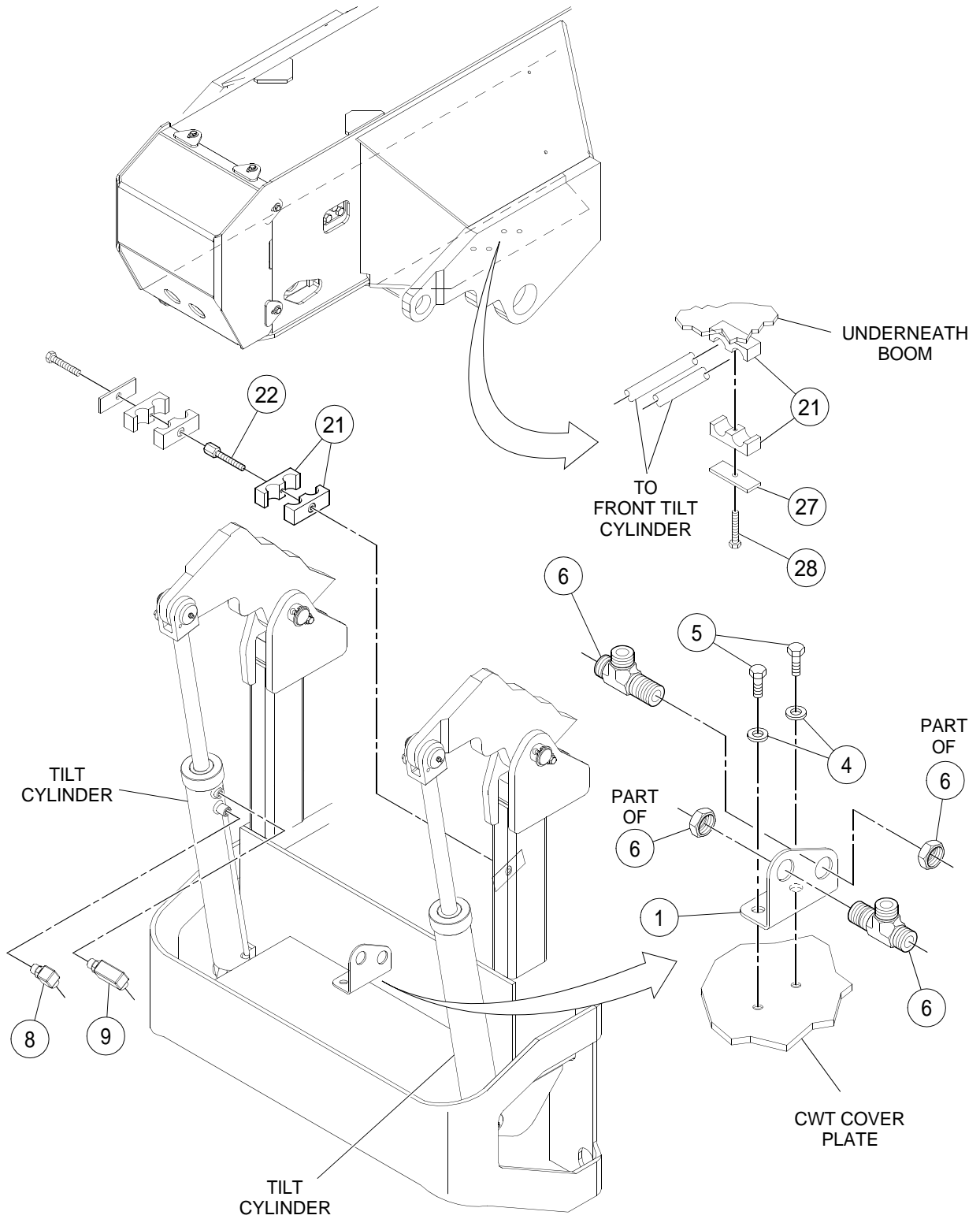
LIFT AND CROWD HOSING ASSEMBLY - PRIOR TO S/N
189939 EXC S/N 187221, 189750, 189751, 189752 - 2 OF 2

BOM 13259759

| ITEM | COMM. NO. | DESCRIPTION | QTY | DIMENSIONS/NOTES |
|------|-----------|---------------|-----|------------------|
| 5 | 13176979 | Hose Assembly | 1 | 141.0" |
| 6 | 13181268 | Hose Assembly | 1 | 135.0" |
| 7 | 13315353 | Hose Assembly | 1 | 152.0" |
| 8 | 13181375 | Hose Assembly | 1 | 156.0" |

FRAME LEVEL/FORK TILT INSTALLATION - SHEET 1 OF 2

Dwg 18006056/01/01



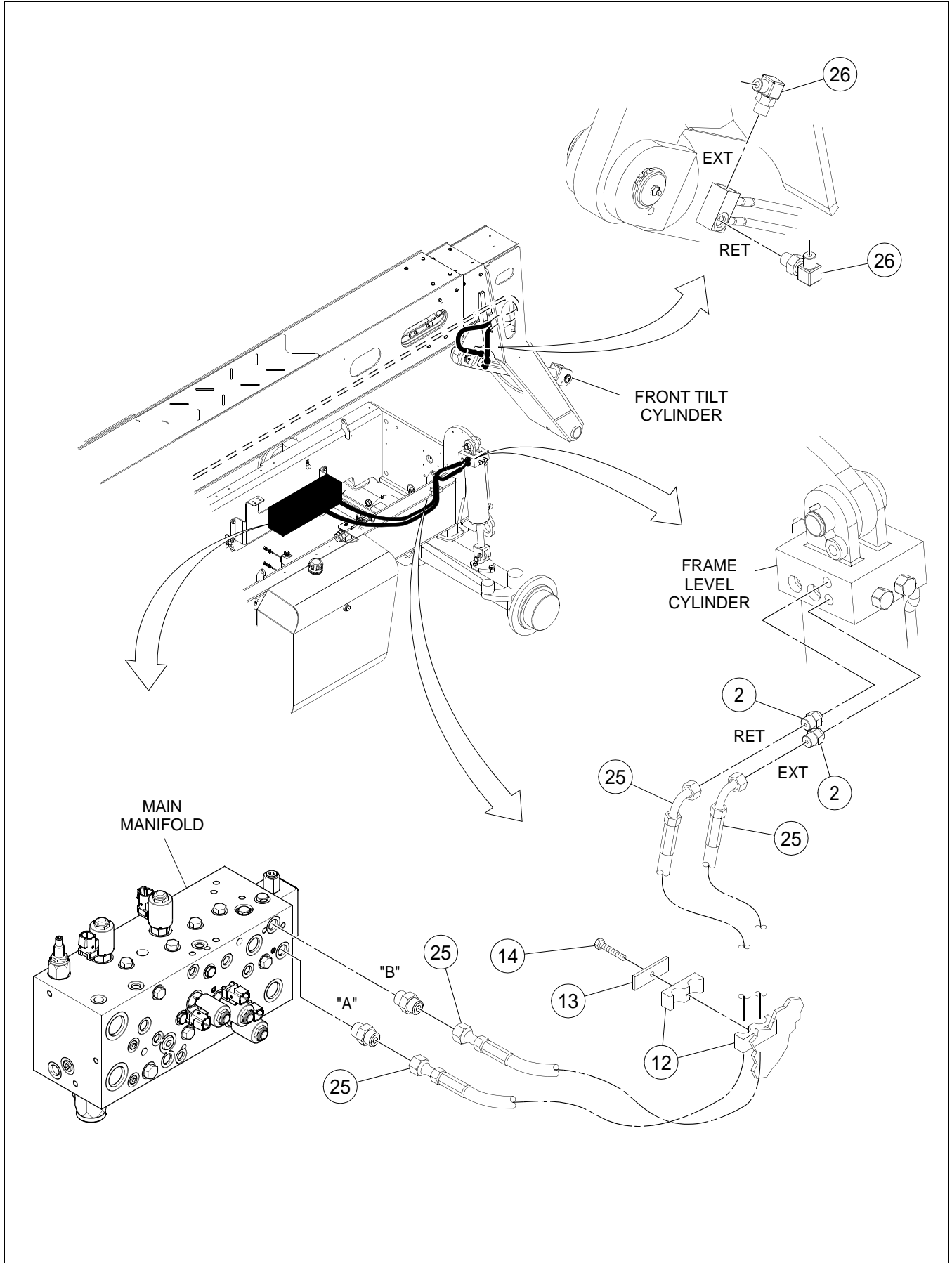
FRAME LEVEL/FORK TILT INSTALLATION - SHEET 1 OF 2

BOM 13259767

| ITEM | COMM. NO. | DESCRIPTION | QTY | DIMENSIONS/NOTES |
|------|-----------|-----------------------------------|-----|------------------------|
| 1 | 13348925 | Bulkhead Bracket | 1 | |
| 4 | 96741046 | Flatwasher, Zinc Plated | 2 | M10 CI 200 |
| 5 | 96701479 | HHCS, Fully Threaded, Zinc Plated | 2 | M10 x 1.5 x 16 CI 8.8 |
| 6 | 59962639 | Adapter, Tee | 2 | |
| 8 | 59922864 | Adapter, 90° | 2 | |
| 9 | 59408534 | Adapter | 2 | |
| 21 | 59746248 | Clamp | 4 | |
| 22 | 59583484 | Bolt | 1 | |
| 27 | 59583500 | Cover Plate | 1 | |
| 28 | 96728142 | HHCS, Zinc Plated | 1 | M8 x 1.25 x 55 CI 10.9 |

FRAME LEVEL/FORK TILT INSTALLATION - SHEET 2 OF 2

Dwg 18006056/01/02



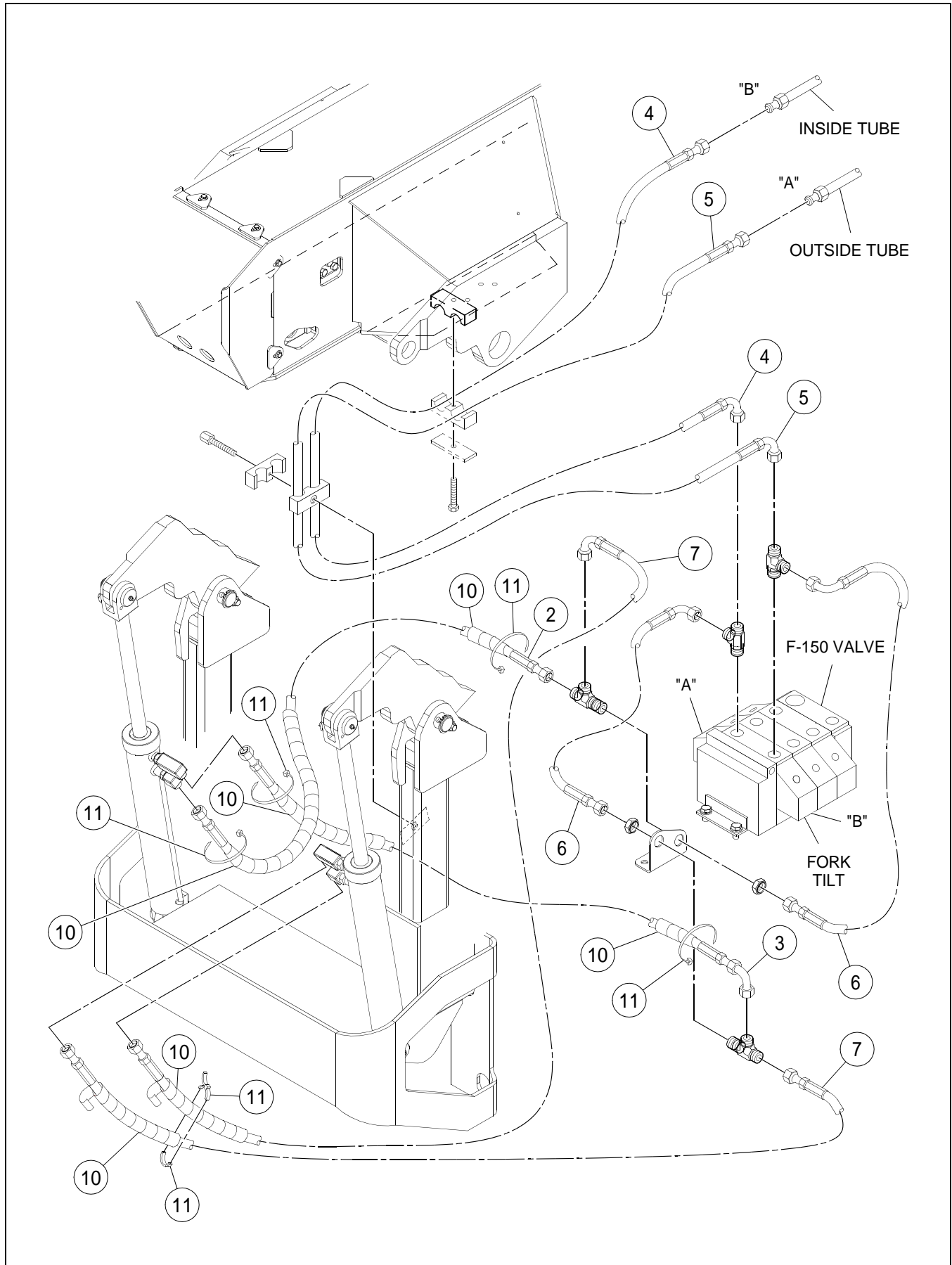
FRAME LEVEL/FORK TILT INSTALLATION - SHEET 2 OF 2

BOM 13259767

| ITEM | COMM. NO. | DESCRIPTION | QTY | DIMENSIONS/NOTES |
|------|-------------|--|----------|-------------------------|
| 2 | 59919670 | Adapter, Straight | 2 | |
| 12 | 59929026 | Insert Clamp | 2 | |
| 13 | 59583450 | Cover Plate | 1 | |
| 14 | 96705553 | HHCS, Zinc Plated | 1 | M8 x 1.25 x 45 CI 8.8 |
| 25 | NSVA | Frame Level/Fork Tilt Hosing Assembly (Effective S/N 189939, Including S/N 187221, 189750, 189751 and 189752) | 1 | See Page H - 50. |
| - | NSVA | Frame Level/Fork Tilt Hosing Assembly (Prior to S/N 189939 Excluding S/N 187221, 189750, 189751 and 189752) | 1 | See Page H - 54. |
| 26 | 59922880 | Adapter | 2 | |

FRAME LEVEL/FORK TILT HOSE ASSEMBLY - EFF S/N
189939 INC S/N 187221, 189750, 189751, 189752 - 1 OF 2

Dwg 13443346/01/01



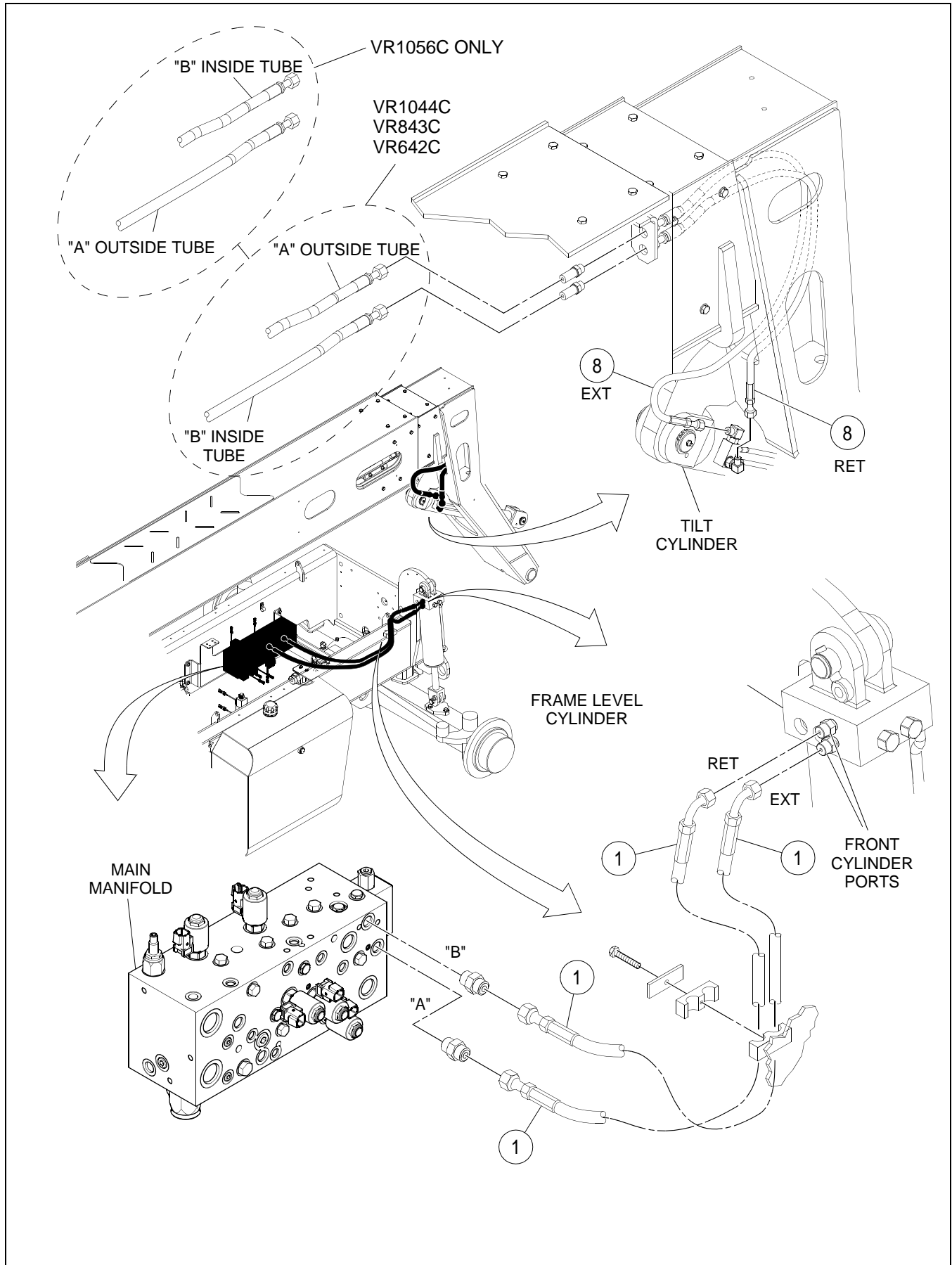
FRAME LEVEL/FORK TILT HOISING ASSEMBLY - EFF S/N
 189939 INC S/N 187221, 189750, 189751, 189752 - 1 OF 2

BOM 18006452

| ITEM | COMM. NO. | DESCRIPTION | QTY | DIMENSIONS/NOTES |
|------|-----------|---------------|-----|------------------|
| 2 | 13334321 | Hose Assembly | 1 | 30.0" |
| 3 | 13334305 | Hose Assembly | 1 | 30.0" |
| 4 | 13337860 | Hose Assembly | 1 | 84.0" |
| 5 | 13337886 | Hose Assembly | 1 | 81.0" |
| 6 | 54471859 | Hose Assembly | 2 | 24.0" |
| 7 | 13334339 | Hose Assembly | 1 | 33.0" |
| 10 | 58848979 | Spiral Wrap | 6 | |
| 11 | 95424586 | Wire Tie | A/R | |

FRAME LEVEL/FORK TILT HOISING ASSEMBLY - EFF S/N
189939 INC S/N 187221, 189750, 189751, 189752 - 2 OF 2

Dwg 13443346/01/02



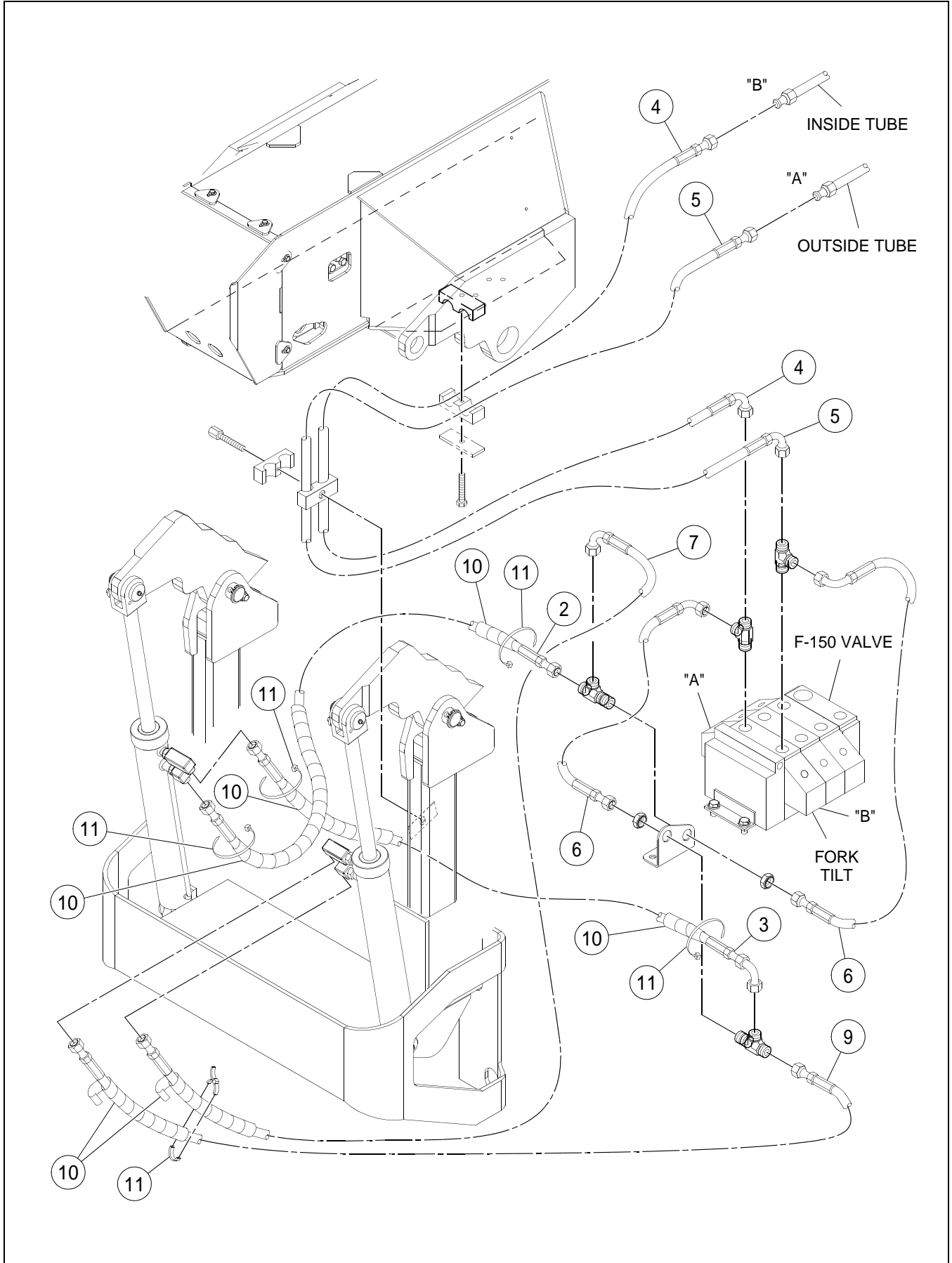
FRAME LEVEL/FORK TILT HOISING ASSEMBLY - EFF S/N
189939 INC S/N 187221, 189750, 189751, 189752 - 2 OF 2

BOM 18006452

| ITEM | COMM. NO. | DESCRIPTION | QTY | DIMENSIONS/NOTES |
|------|-----------|---------------------------|-----|------------------|
| 1 | 58849159 | Hose Assembly | 2 | 49.0" |
| 8 | 13191085 | Hose Assembly | 2 | 38.0" |
| 9 | 13334313 | Hose Assembly (Not Shown) | 1 | 35.0" |

FRAME LEVEL/FORK TILT HOSEING ASSEMBLY - PRIOR TO
S/N 189939 EXC S/N 187221, 189750, 189751, 189752 - 1 OF 2

Dwg D13259775/03/01



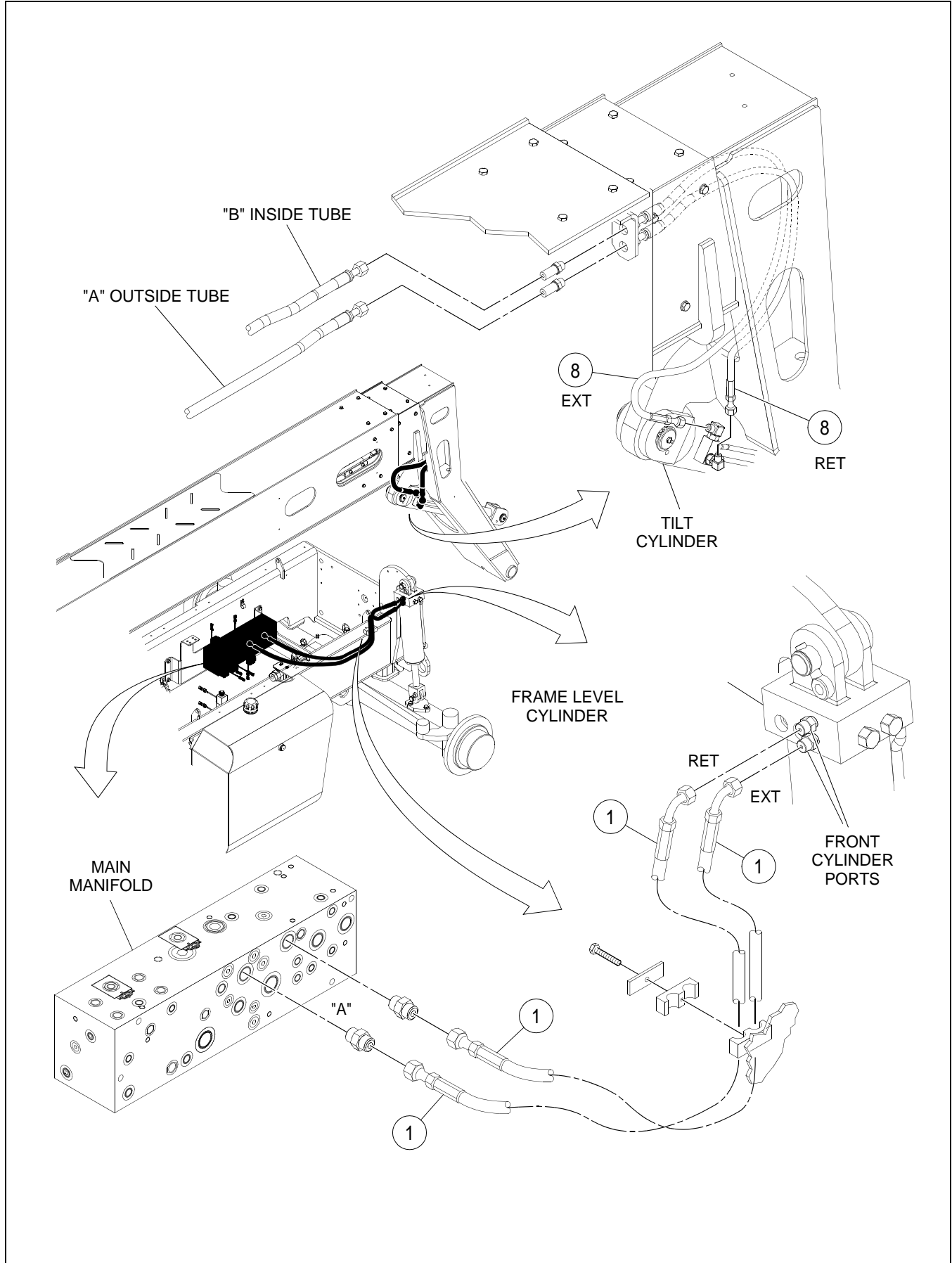
FRAME LEVEL/FORK TILT HOISING ASSEMBLY - PRIOR TO
S/N 189939 EXC S/N 187221, 189750, 189751, 189752 - 1 OF 2

BOM 13259775

| ITEM | COMM. NO. | DESCRIPTION | QTY | DIMENSIONS/NOTES |
|------|-----------|---------------|-----|------------------|
| 2 | 13334321 | Hose Assembly | 1 | 30.0" |
| 3 | 13334305 | Hose Assembly | 1 | 30.0" |
| 4 | 13337860 | Hose Assembly | 1 | 84.0" |
| 5 | 13337886 | Hose Assembly | 1 | 81.0" |
| 6 | 54471859 | Hose Assembly | 2 | 24.0" |
| 7 | 13334339 | Hose Assembly | 1 | 33.0" |
| 9 | 13334313 | Hose Assembly | 1 | 35.0" |
| 10 | 58848979 | Spiral Wrap | 6 | |
| 11 | 95424586 | Wire Tie | A/R | |

FRAME LEVEL/FORK TILT HOSE ASSEMBLY - PRIOR TO
S/N 189939 EXC S/N 187221, 189750, 189751, 189752 - 2 OF 2

Dwg D13259775/03/02



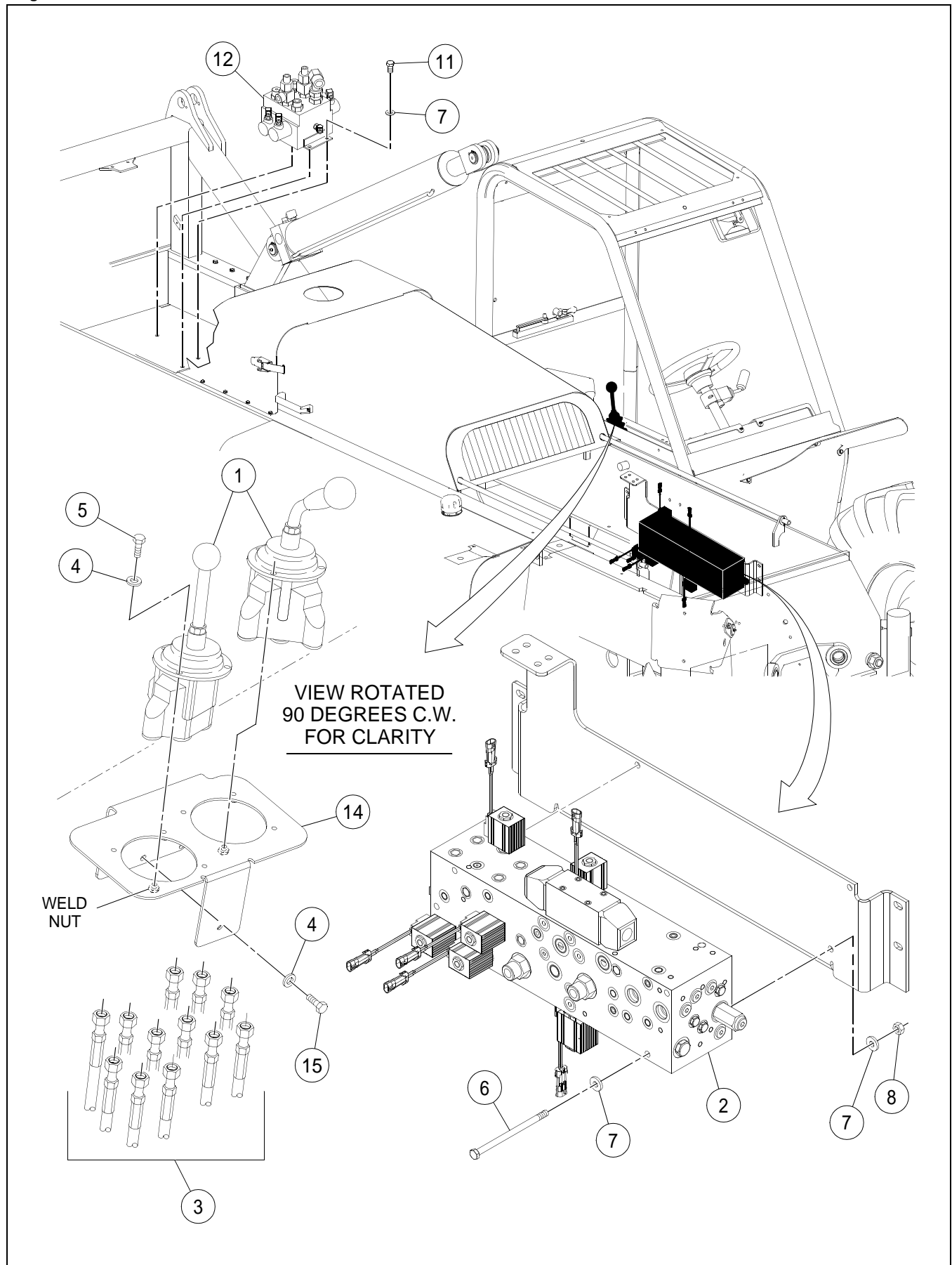
FRAME LEVEL/FORK TILT HOSING ASSEMBLY - PRIOR TO
 S/N 189939 EXC S/N 187221, 189750, 189751, 189752 - 2 OF 2

BOM 13259775

| ITEM | COMM. NO. | DESCRIPTION | QTY | DIMENSIONS/NOTES |
|------|-----------|---------------|-----|------------------|
| 1 | 13181466 | Hose Assembly | 2 | 51.0" |
| 8 | 13191085 | Hose Assembly | 2 | 38.0" |

DUAL JOYSTICK CONTROL INSTALLATION - SHEET 1 OF 2

Dwg D13265137/01/01



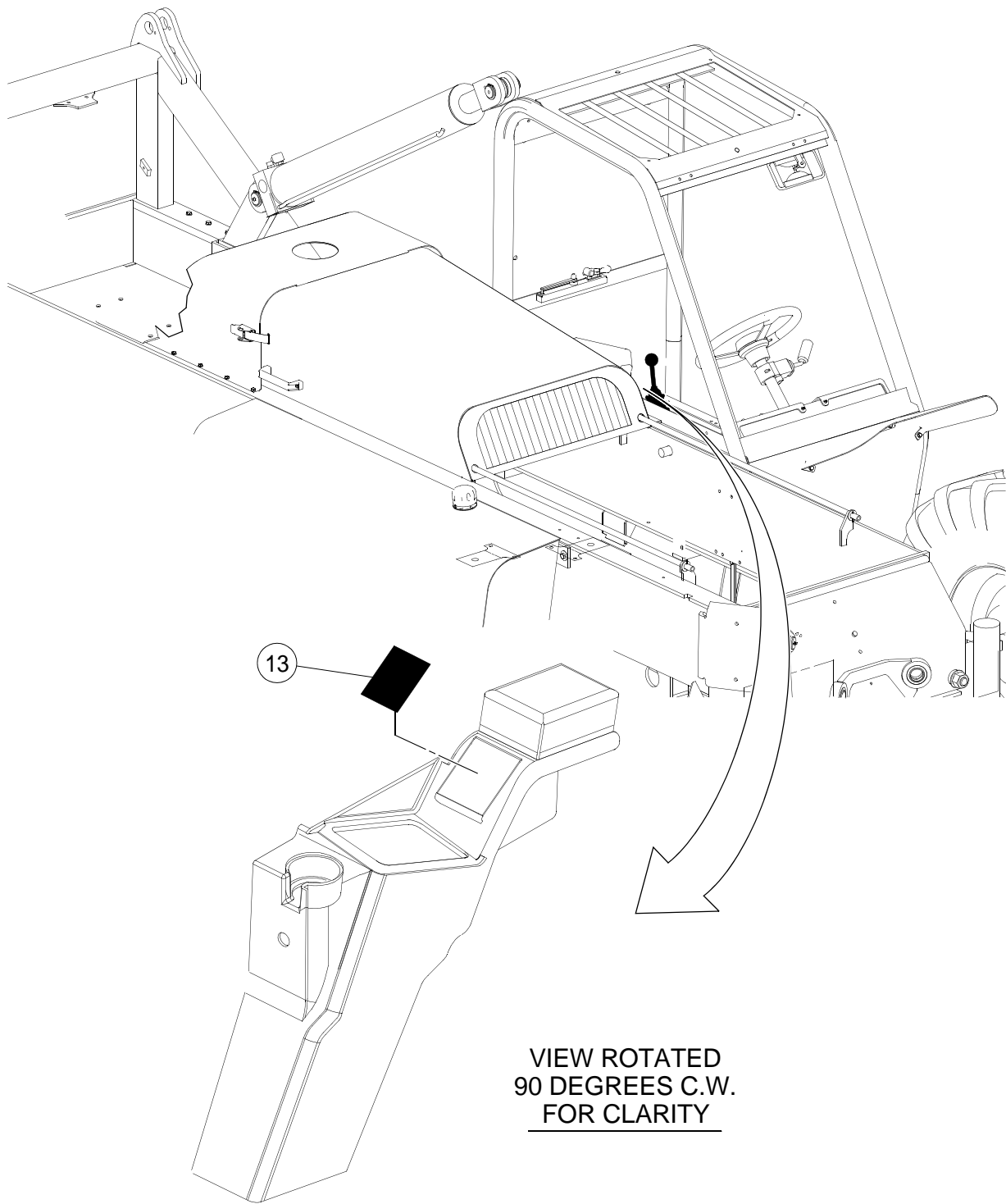
DUAL JOYSTICK CONTROL INSTALLATION - SHEET 1 OF 2

BOM 13372495, 13265137

| ITEM | COMM. NO. | DESCRIPTION | QTY | DIMENSIONS/NOTES |
|------|-----------|---|-----|------------------------|
| 1 | NSVA | Dual Joystick Assembly | 1 | See Page H - 62. |
| 2 | NSVA | Main Manifold Assembly - Dual Joysticks | 1 | See Page H - 64. |
| 3 | NSVA | Hosing Installation - Dual Joysticks | 1 | See Page H - 68. |
| 4 | 96741053 | Flatwasher, Zinc Plated | 11 | M6 CI 200 |
| 5 | 96720164 | SHCS, Zinc Plated | 8 | M6 x 1 x 25 CI 8.8 |
| 6 | 96714985 | HHCS, Zinc Plated | 3 | M10 x 1.5 x 150 CI 8.8 |
| 7 | 96741046 | Flatwasher, Zinc Plated | 9 | M10 CI 200 |
| 8 | 96704614 | Nut, Zinc Plated | 3 | M10 x 1.5 CI 8 |
| 11 | 96702279 | HHCS, Fully Threaded, Zinc Plated | 3 | M10 x 1.5 x 20 CI 8.8 |
| 12 | NSVA | Lift/Crowd Valve Assembly- Dual Joysticks | 1 | See Page H - 72. |
| 14 | 13300223 | Dual Joystick Mounting Plate | 1 | |
| 15 | 96702394 | HHCS, Fully Threaded, Zinc Plated | 3 | M6 x 1 x 12 CI 8.8 |

DUAL JOYSTICK CONTROL INSTALLATION - SHEET 2 OF 2

Dwg D13265137/01/02



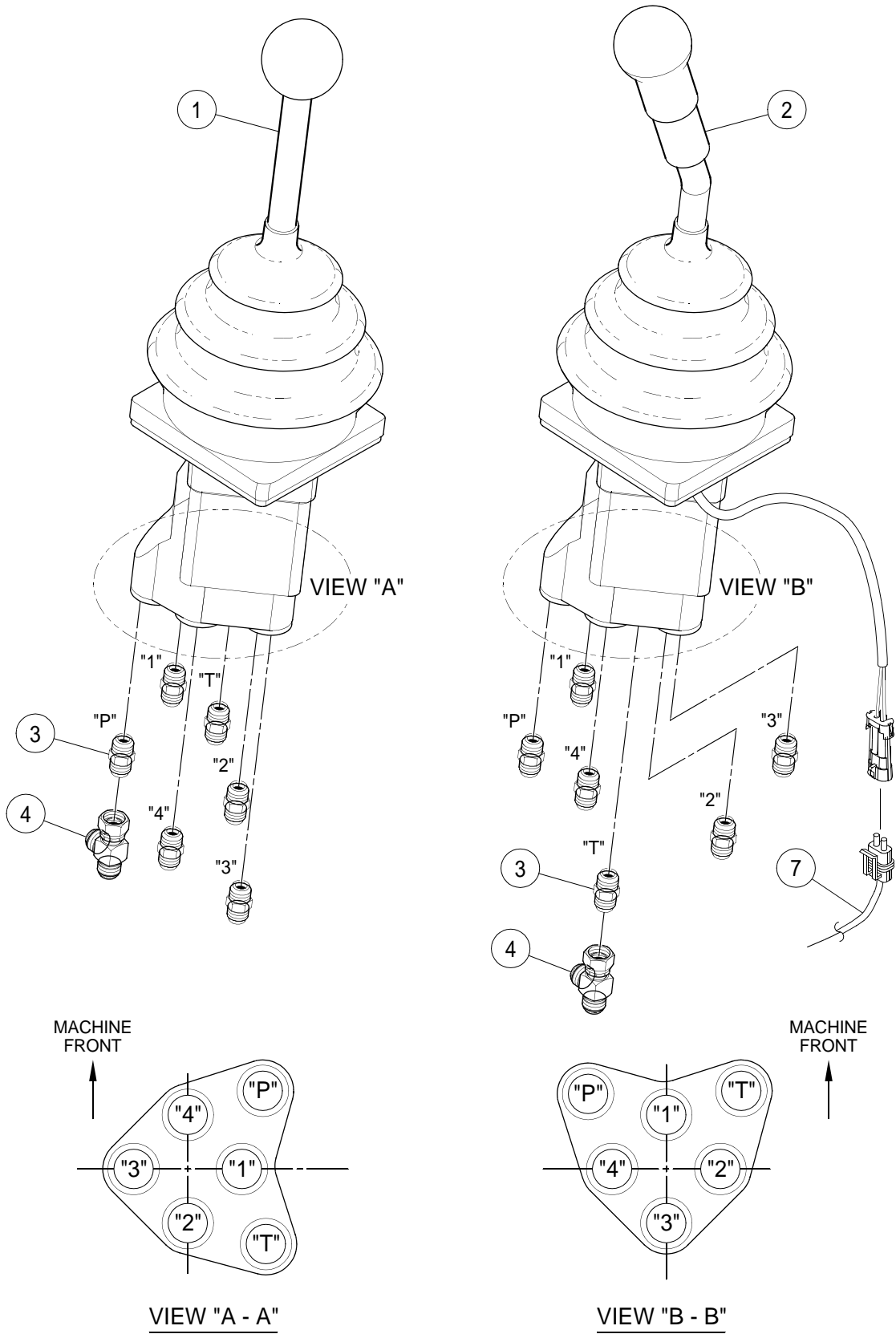
DUAL JOYSTICK CONTROL INSTALLATION - SHEET 2 OF 2

BOM 13372495, 13265137

| ITEM | COMM. NO. | DESCRIPTION | QTY | DIMENSIONS/NOTES |
|------|-----------|----------------------|-----|------------------|
| 13 | 13316898 | Decal: Dual Joystick | 1 | |

DUAL JOYSTICK ASSEMBLY

Dwg D13173539/02



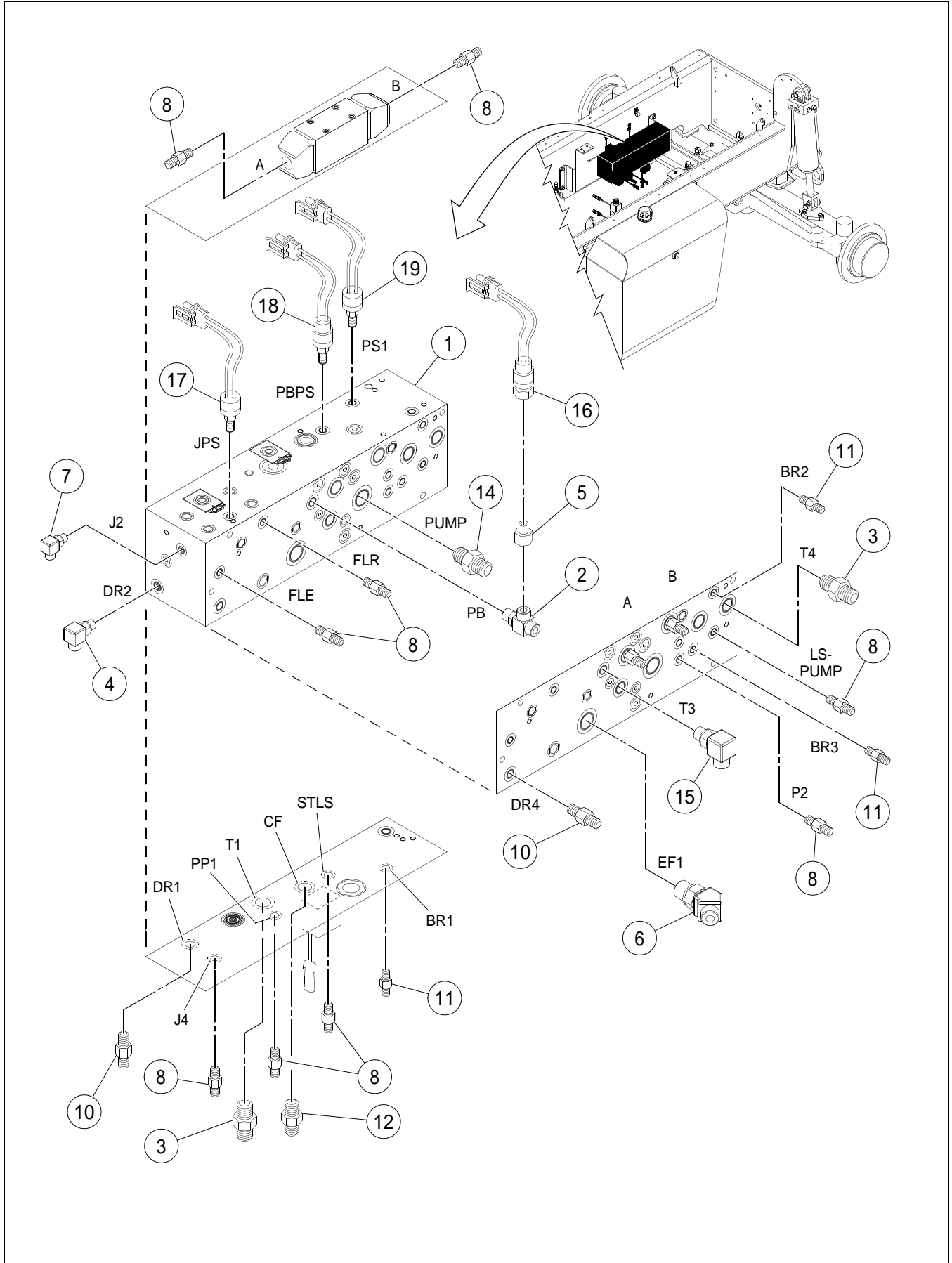
DUAL JOYSTICK ASSEMBLY

BOM 13318753

| ITEM | COMM. NO. | DESCRIPTION | QTY | DIMENSIONS/NOTES |
|------|-----------|--------------------------|-----|------------------|
| 1 | 13170535 | Joystick | 1 | |
| - | 13269147 | - Handle | 1 | |
| - | 13269287 | - Bellows | 1 | |
| - | 13269295 | - Locking Strap | 1 | |
| - | 13269303 | - Mounting Plate | 1 | |
| - | 13269311 | - Plug | 1 | |
| - | 13269329 | - Flat Seal | 1 | |
| 2 | 13318738 | Joystick | 1 | |
| - | 13360680 | - Switch | 1 | |
| 3 | 59922419 | Adapter, Straight | 12 | |
| 4 | 59918615 | Adapter | 2 | |
| 7 | 13195748 | Frame/Level Wire Harness | 1 | |

MAIN MANIFOLD ASSEMBLY - DUAL JOYSTICKS

Dwg D13265152/01



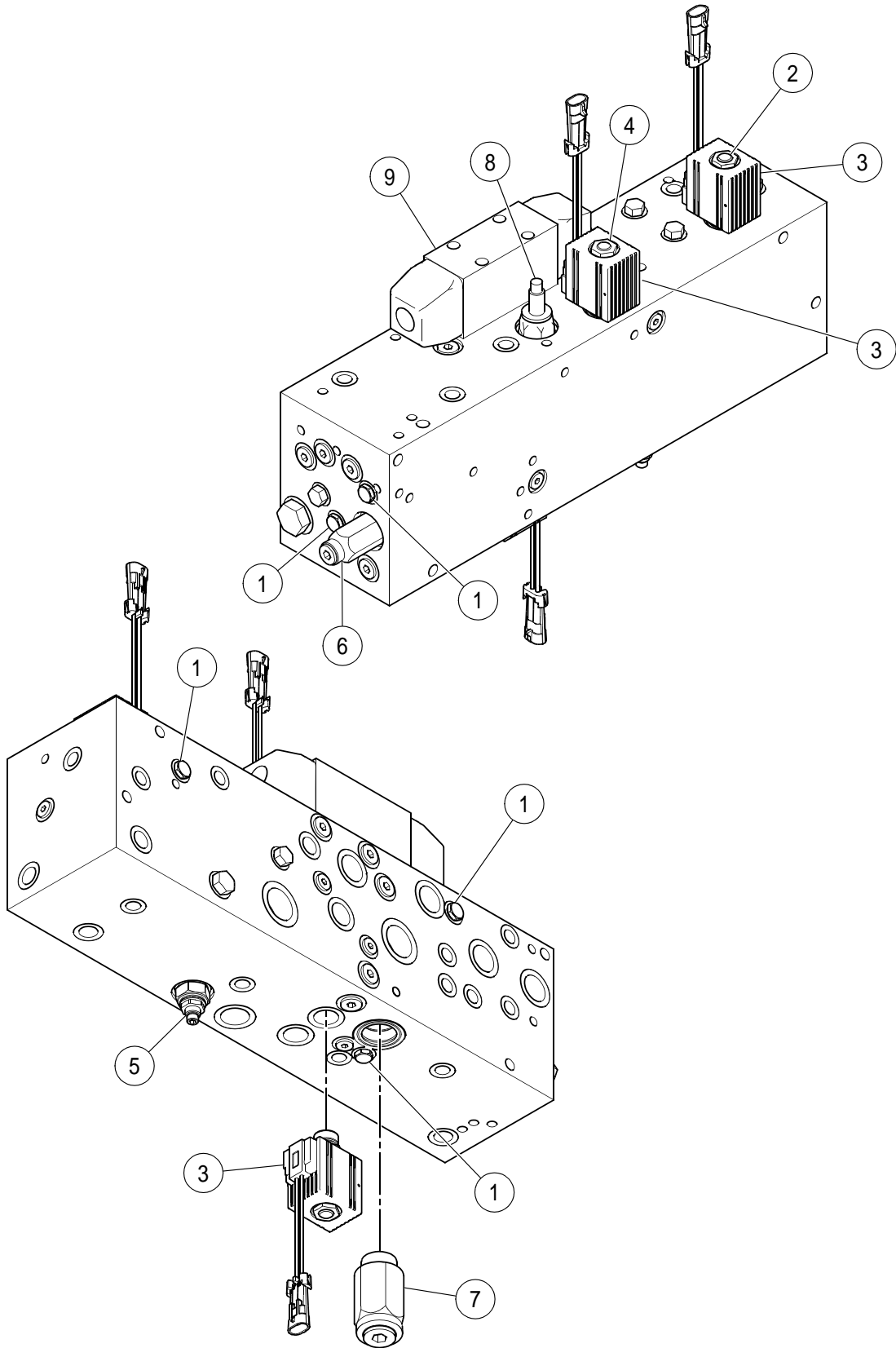
MAIN MANIFOLD ASSEMBLY - DUAL JOYSTICKS

BOM 13265152

| ITEM | COMM. NO. | DESCRIPTION | QTY | DIMENSIONS/NOTES |
|------|-----------|--------------------------------|-----|-----------------------|
| 1 | 13264742 | Main Manifold - Dual Joysticks | 1 | See Breakdown H - 66. |
| 2 | 59918532 | Adapter, Tee | 1 | |
| 3 | 59922542 | Adapter, Straight | 2 | |
| 4 | 59922823 | Adapter, 90° | 1 | |
| 5 | 59158881 | Reducer | 1 | |
| 6 | 59922336 | Adapter | 1 | |
| 7 | 59922807 | Adapter | 1 | |
| 8 | 59929182 | Adapter, Straight | 9 | |
| 10 | 59919670 | Adapter, Straight | 2 | |
| 11 | 59919654 | Adapter, Straight | 3 | |
| 12 | 59922492 | Adapter, Straight | 1 | |
| 14 | 59922591 | Adapter | 1 | |
| 15 | 59922898 | Adapter, 90° | 1 | |
| 16 | 13304092 | Pressure Switch | 1 | |
| 17 | 13220405 | Pressure Switch | 1 | |
| 18 | 13259189 | Pressure Switch | 1 | |
| 19 | 59157792 | Brake Light Switch | 1 | |

MAIN MANIFOLD - DUAL JOYSTICKS (13264742) - INTERNAL BREAKDOWN

Dwg 13264742/00



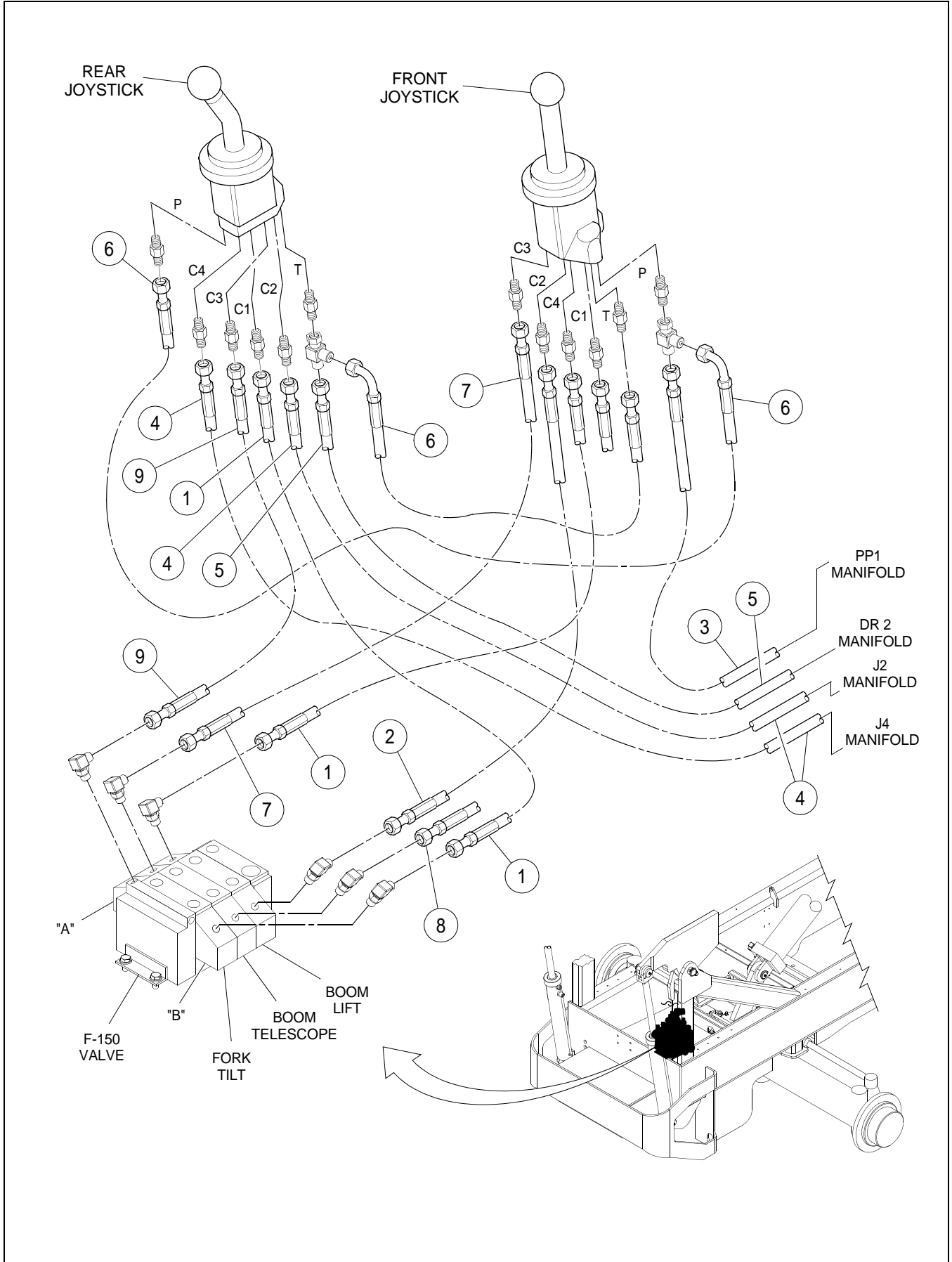
MAIN MANIFOLD - DUAL JOYSTICKS (13264742) - INTERNAL
BREAKDOWN

BOM 13264742

| ITEM | COMM. NO. | DESCRIPTION | QTY | DIMENSIONS/NOTES |
|------|-----------|-------------------|-----|------------------|
| 1 | 54729256 | Shuttle Valve | 5 | |
| - | 13269410 | - Seal Kit | 5 | |
| 2 | 13491758 | Cartridge | 1 | |
| - | 13282199 | - Seal Kit | 1 | |
| 3 | 13491766 | Coil | 3 | |
| 4 | 13384854 | Valve Assembly | 1 | |
| - | 13491741 | - Seal Kit | 1 | |
| 5 | 13284633 | Pressure Reducer | 1 | |
| - | 13491741 | - Seal Kit | 1 | |
| 6 | 13491832 | Relief Valve | 1 | |
| - | 13491774 | - Seal Kit | 1 | |
| 7 | 13491782 | Logic Element | 1 | |
| - | 13491790 | - Seal Kit | 1 | |
| 8 | 13491808 | Pressure Reducer | 1 | |
| - | 13491816 | - Seal Kit | 1 | |
| 9 | 13491824 | Directional Valve | 1 | |

HOSING INSTALLATION - DUAL JOYSTICKS - SHEET 1 OF 2

Dwg D13265160/00/01



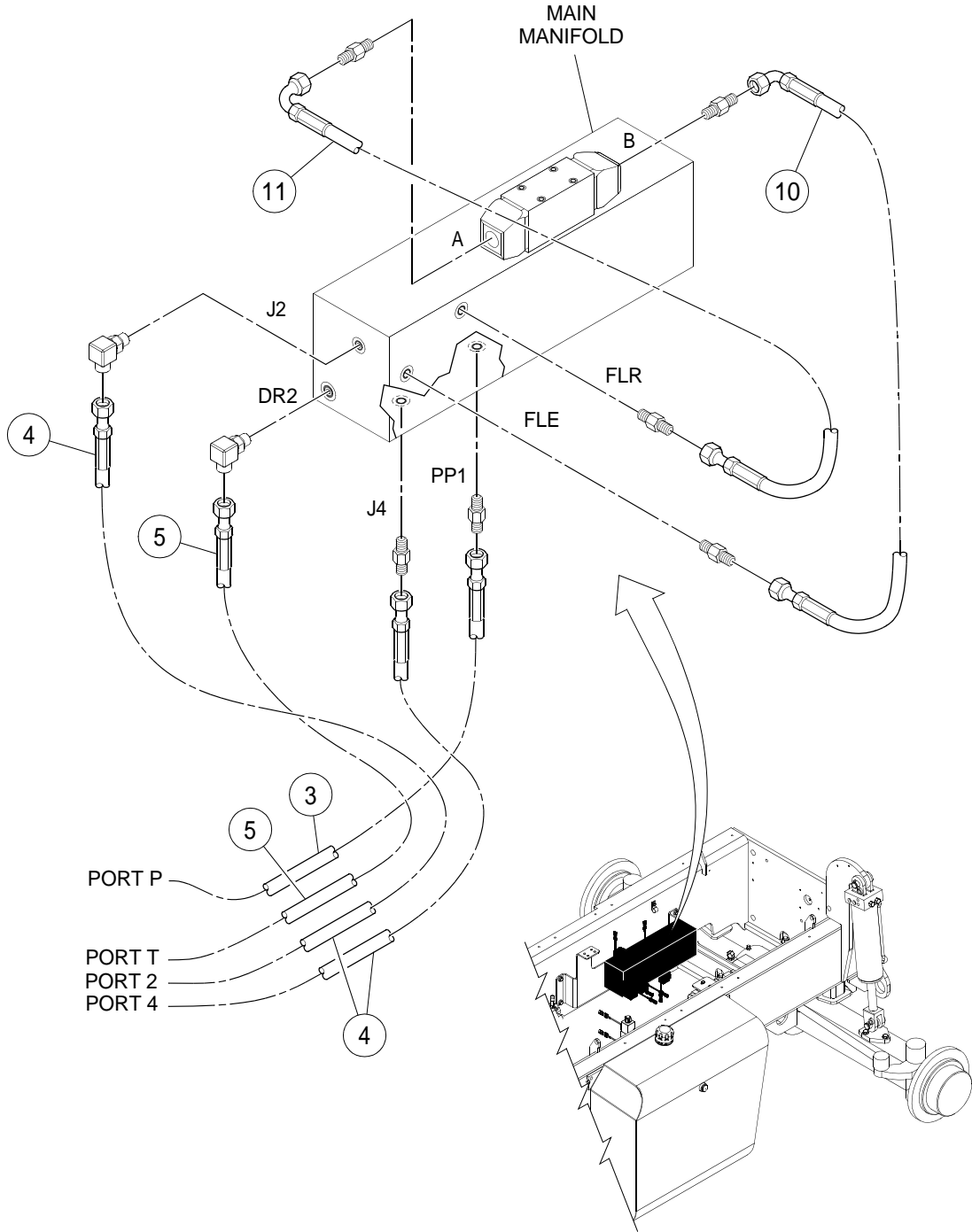
HOSING INSTALLATION - DUAL JOYSTICKS - SHEET 1 OF 2

BOM 13265160

| ITEM | COMM. NO. | DESCRIPTION | QTY | DIMENSIONS/NOTES |
|------|-----------|---------------|-----|------------------|
| 1 | 13305719 | Hose Assembly | 2 | 194.0" |
| 2 | 13305727 | Hose Assembly | 1 | 188.0" |
| 3 | 13305735 | Hose Assembly | 1 | 52.0" |
| 4 | 13305743 | Hose Assembly | 2 | 47.0" |
| 5 | 13181383 | Hose Assembly | 1 | 44.0" |
| 6 | 13181441 | Hose Assembly | 2 | 18.0" |
| 7 | 13306691 | Hose Assembly | 1 | 197.0" |
| 8 | 13307103 | Hose Assembly | 1 | 191.0" |
| 9 | 13307111 | Hose Assembly | 1 | 200.0" |

HOSING INSTALLATION - DUAL JOYSTICKS - SHEET 2 OF 2

Dwg D13265160/00/02



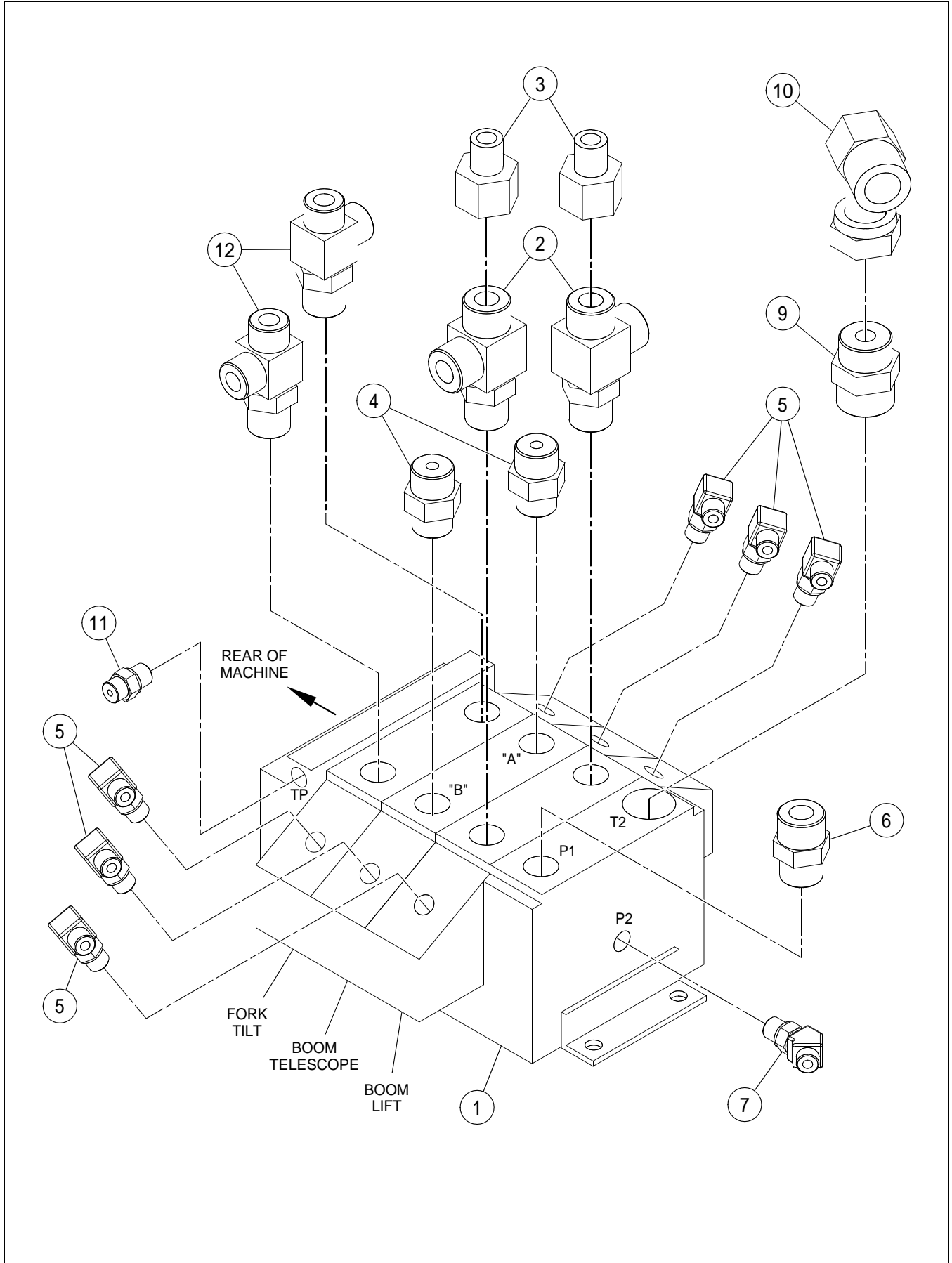
HOSING INSTALLATION - DUAL JOYSTICKS - SHEET 2 OF 2

BOM 13265160

| ITEM | COMM. NO. | DESCRIPTION | QTY | DIMENSIONS/NOTES |
|------|-----------|---------------|-----|------------------|
| 3 | 13305735 | Hose Assembly | 1 | 52.0" |
| 4 | 13305743 | Hose Assembly | 2 | 47.0" |
| 5 | 13181383 | Hose Assembly | 1 | 44.0" |
| 10 | 13190830 | Hose Assembly | 1 | 26.5" |
| 11 | 13305750 | Hose Assembly | 1 | 20.0" |

LIFT/CROWD VALVE ASSEMBLY - DUAL JOYSTICKS

Dwg D13280540/01



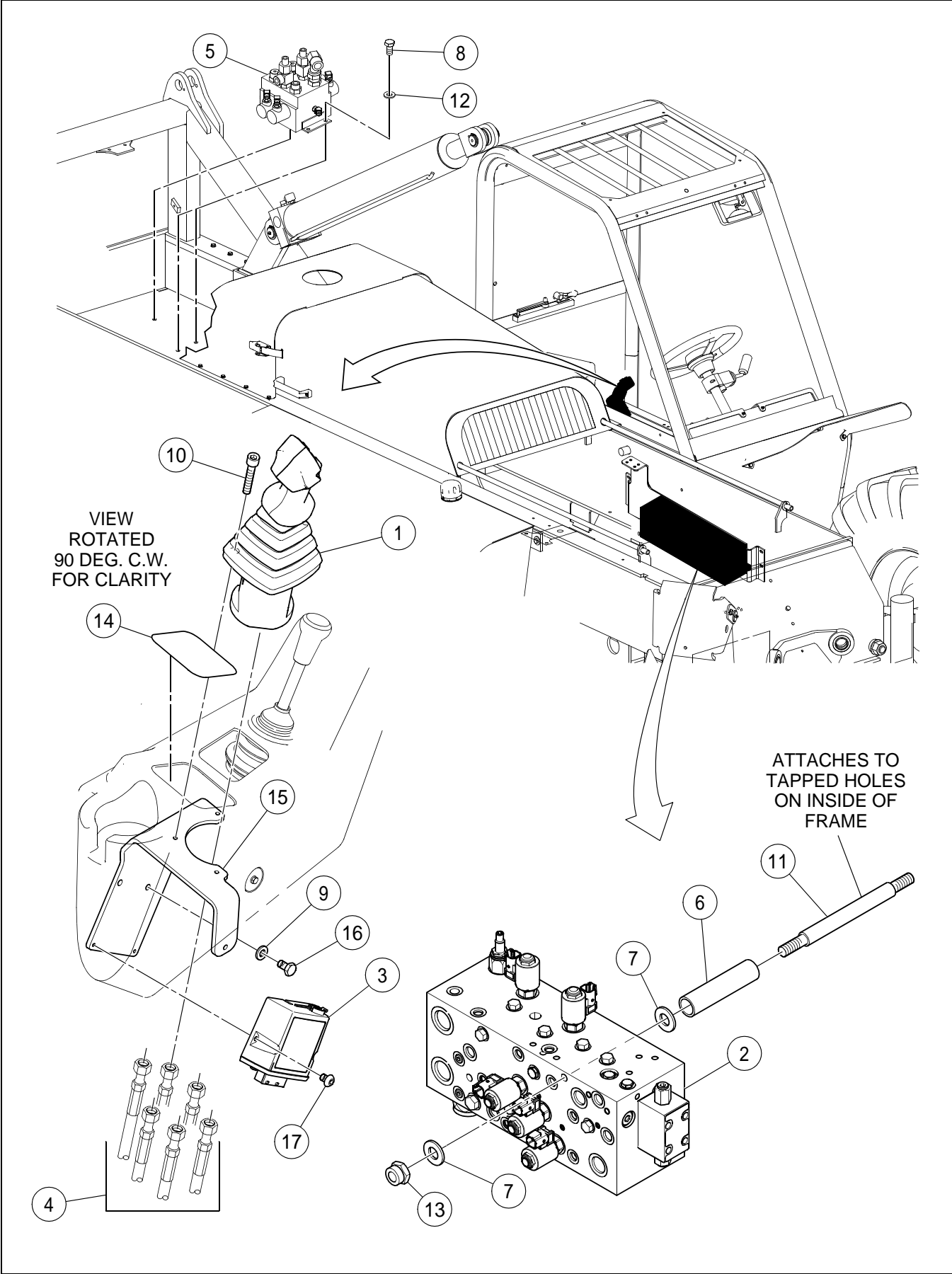
LIFT/CROWD VALVE ASSEMBLY - DUAL JOYSTICKS

BOM 13280540

| ITEM | COMM. NO. | DESCRIPTION | QTY | DIMENSIONS/NOTES |
|------|-----------|---------------------------------------|-----|------------------|
| 1 | 13264619 | Crowd and Lift Valve - Dual Joysticks | 1 | |
| 2 | 59923094 | Adapter | 2 | |
| 3 | 59924027 | Reducer | 2 | |
| 4 | 59922559 | Adapter | 2 | |
| 5 | 59922823 | Adapter, 90° | 6 | |
| 6 | 59922591 | Adapter | 1 | |
| 7 | 59922211 | Adapter, 45° | 1 | |
| 9 | 59922641 | Adapter, Straight | 1 | |
| 10 | 59923490 | Adapter | 1 | |
| 11 | 59922419 | Adapter, Straight | 1 | |
| 12 | 59409193 | Adapter | 2 | |

SINGLE JOYSTICK CONTROL INSTALLATION - EFF S/N
189939 INC S/N 187221, 189750, 189751 AND 189752

Dwg 13443395/0a



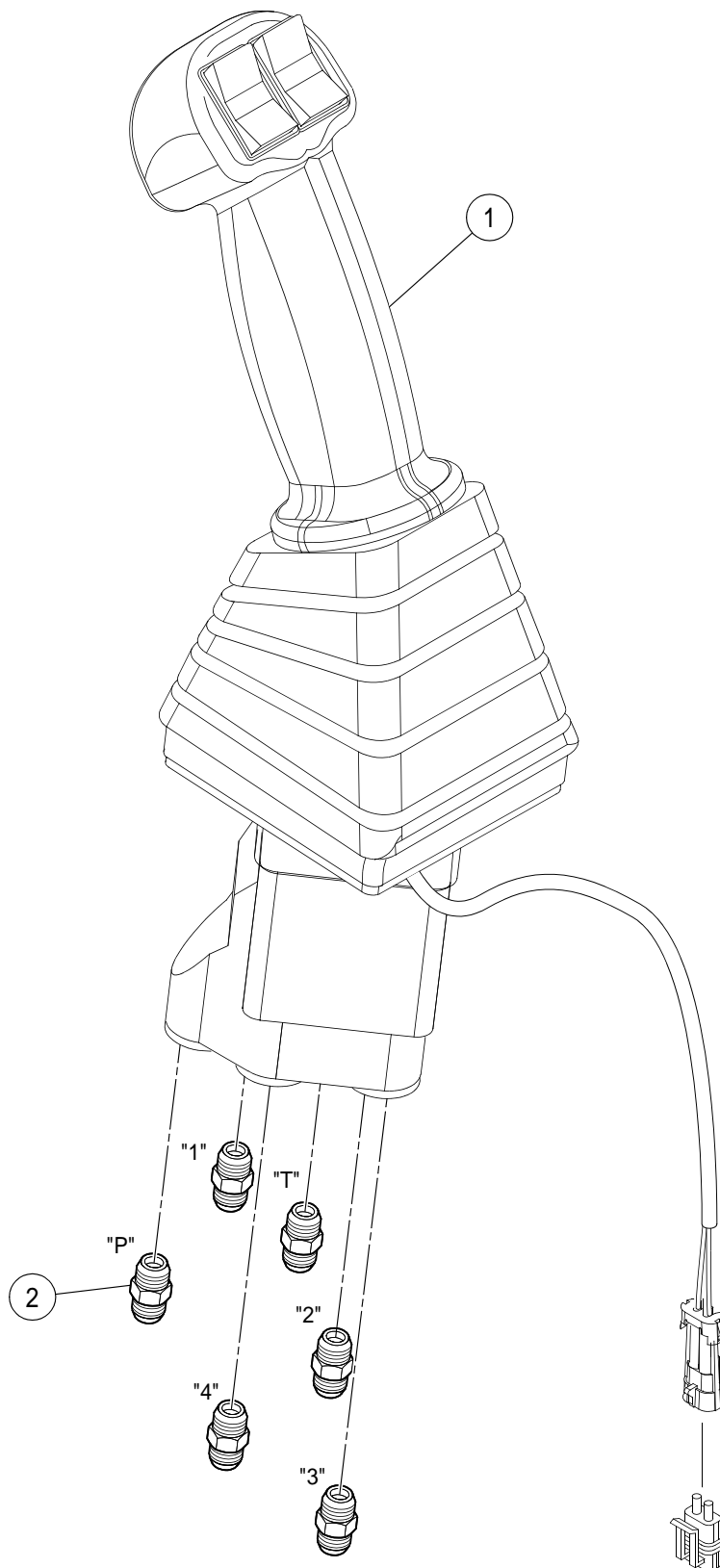
SINGLE JOYSTICK CONTROL INSTALLATION - EFF S/N
189939 INC S/N 187221, 189750, 189751 AND 189752

BOM 13856406

| ITEM | COMM. NO. | DESCRIPTION | QTY | DIMENSIONS/NOTES |
|------|-----------|---------------------------------------|-----|-----------------------|
| 1 | NSVA | Single Joystick Assembly | 1 | See Page H - 76. |
| 2 | NSVA | Main Manifold Assembly | 1 | See Page H - 78. |
| 3 | 13224985 | Driver Valve | 1 | |
| 4 | NSVA | Hosing Installation - Single Joystick | 1 | See Page H - 82. |
| 5 | NSVA | Lift Crowd Valve Assembly | 1 | See Page H - 84. |
| 6 | 19314681 | Stand Off | 2 | |
| 7 | 96711833 | Washer | 4 | M10 |
| 8 | 96702279 | HHCS, Zinc Plated | 3 | M10 x 1.5 x 20 CI 8.8 |
| 9 | 96741053 | Flatwasher | 2 | M6 |
| 10 | 96705082 | Screw | 3 | M6 x 1.0 x 16 |
| 11 | 13849021 | Rod | 2 | |
| 12 | 96741046 | Flatwasher | 3 | M10 |
| 13 | 96704614 | Nut | 2 | M10 1.5 |
| 14 | 13316807 | Decal: Single Joystick | 1 | |
| 15 | 13856737 | Joystick Support | 1 | |
| 16 | 96702394 | HHCS, Fully Threaded, Zinc Plated | 2 | M6 x 1 x 12 CI 8.8 |
| 17 | 59148569 | HSBHCS | 1 | M5 x 0.8 x 12 |

SINGLE JOYSTICK ASSEMBLY - EFF S/N 189939 INC S/N
187221, 189750, 189751 AND 189752

Dwg 13443247/00



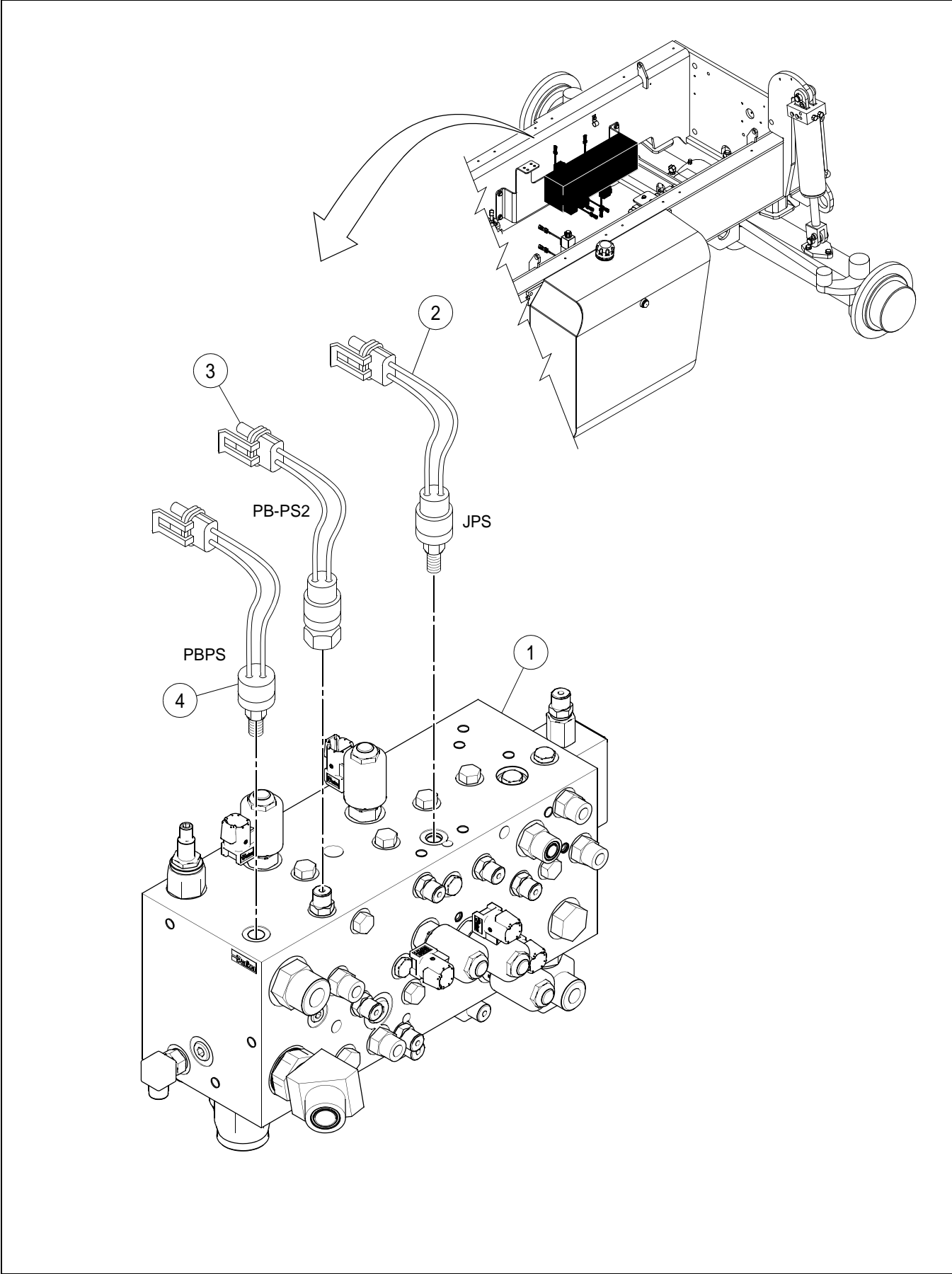
SINGLE JOYSTICK ASSEMBLY - EFF S/N 189939 INC S/N
187221, 189750, 189751 AND 189752

BOM 13443247

| ITEM | COMM. NO. | DESCRIPTION | QTY | DIMENSIONS/NOTES |
|------|-----------|-------------------------|-----|------------------|
| 1 | 13443155 | Single Joystick Control | 1 | |
| 2 | 59922419 | Adapter, Straight | 6 | |

MAIN MANIFOLD ASSEMBLY - SINGLE JOYSTICK - EFF S/N
189939 INC S/N 187221, 189750, 189751 AND 189752

Dwg 13443379/00

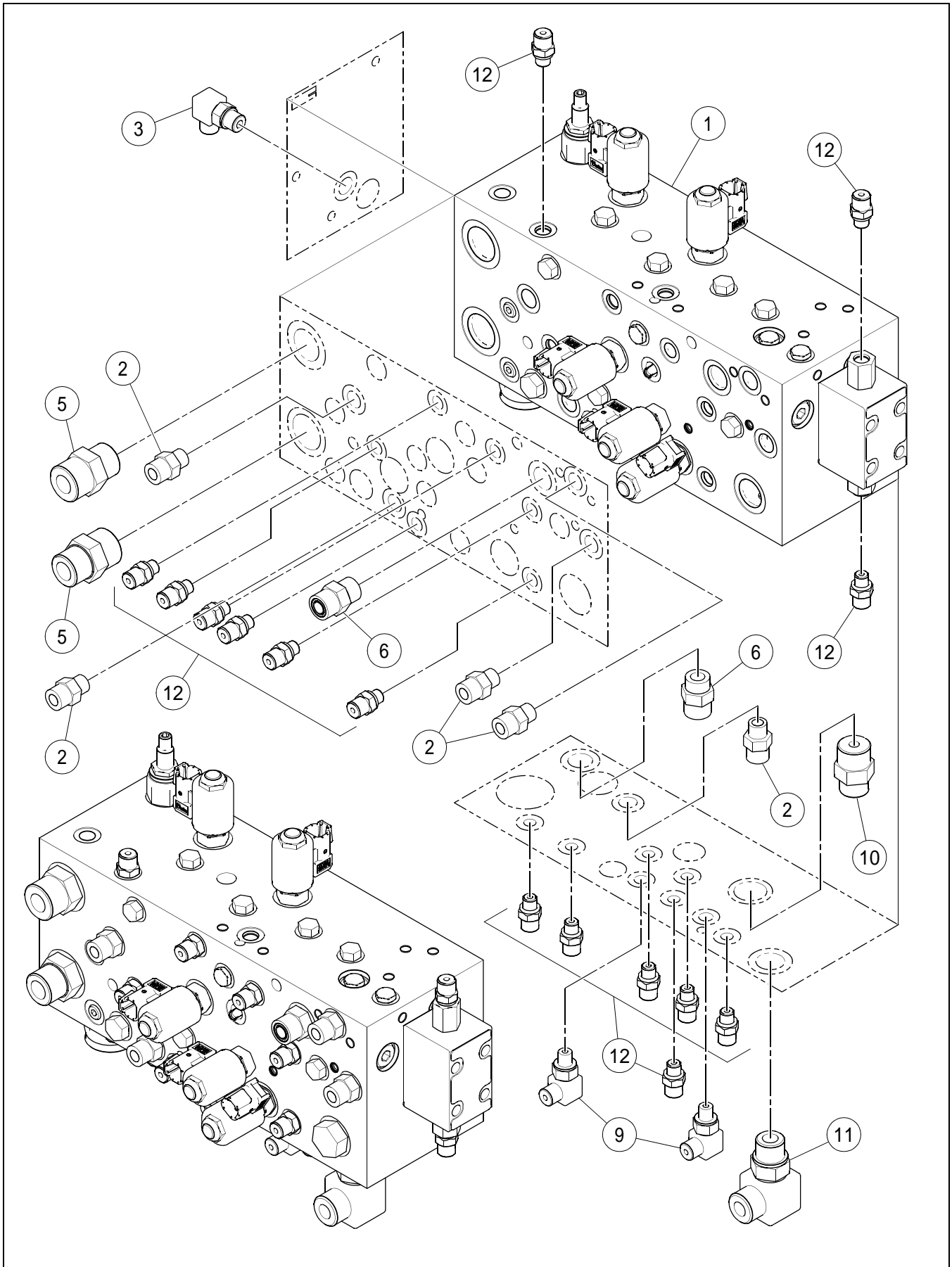


MAIN MANIFOLD ASSEMBLY - SINGLE JOYSTICK - EFF S/N
 189939 INC S/N 187221, 189750, 189751 AND 189752

BOM 13856364

| ITEM | COMM. NO. | DESCRIPTION | QTY | DIMENSIONS/NOTES |
|------|-----------|-----------------|-----|------------------|
| 1 | 13443353 | Main Manifold | 1 | See Page H - 80. |
| 2 | 19312685 | Pressure Switch | 1 | |
| 3 | 13220405 | Pressure Switch | 1 | |
| 4 | 19312701 | Pressure Switch | 1 | |

MAIN MANIFOLD SUBASSEMBLY - SINGLE JOYSTICK) -
EFF S/N 189939 INC 187221, 189750, 189751, 189752



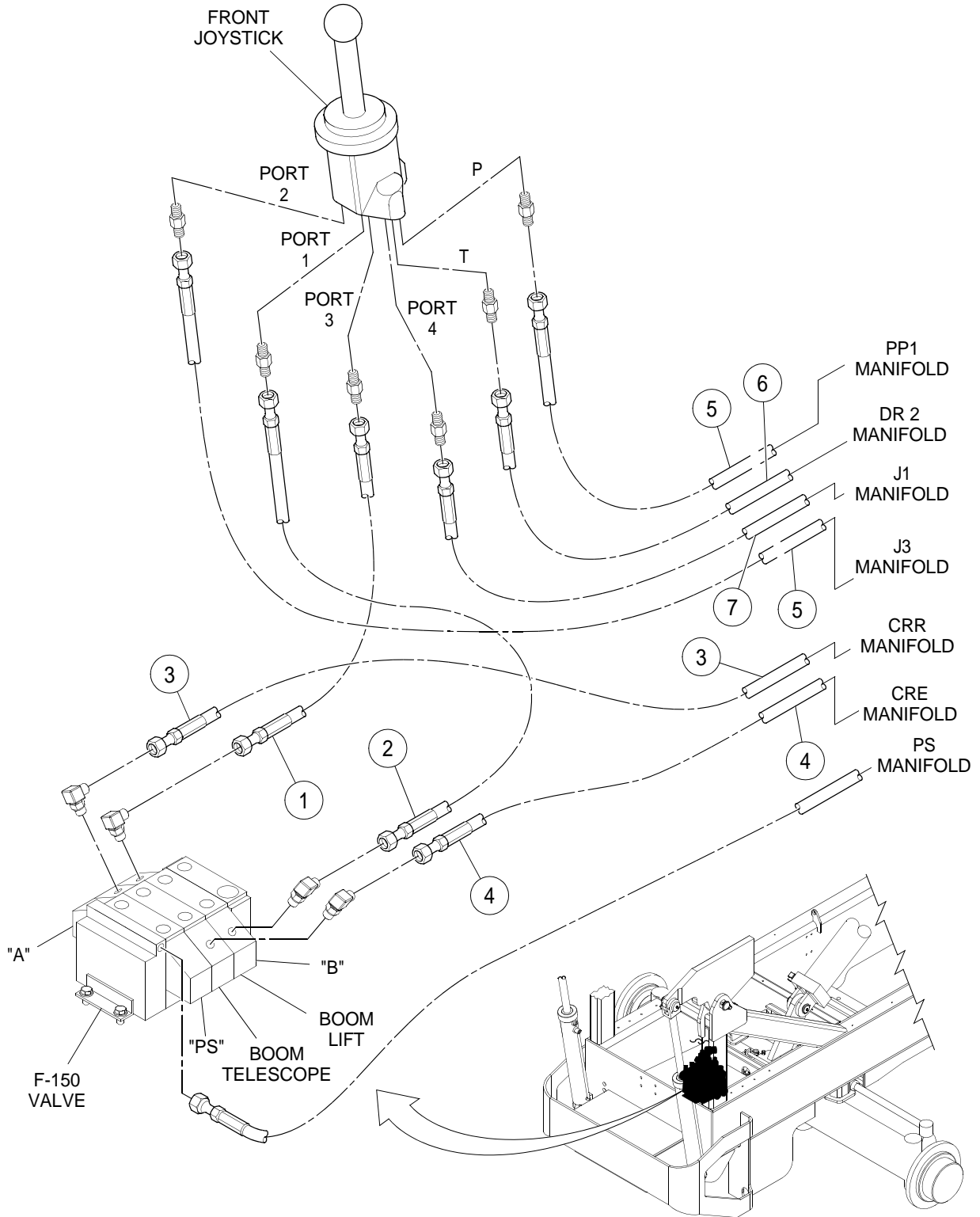
MAIN MANIFOLD SUBASSEMBLY - SINGLE JOYSTICK) -
 EFF S/N 189939 INC 187221, 189750, 189751, 189752

BOM 13443353

| ITEM | COMM. NO. | DESCRIPTION | QTY | DIMENSIONS/NOTES |
|------|-----------|----------------------|-----|------------------|
| 1 | 13835590 | Main Manifold | 1 | |
| - | 13871496 | - Directional Valve | 1 | |
| - | 13871504 | - Logic Element | 1 | |
| - | 13491808 | - Pressure Reducer | 1 | |
| - | 13491816 | - Seal Kit | 1 | |
| - | 59052902 | - Relief Cartridge | 1 | |
| - | 13491774 | - Seal Kit | 1 | |
| - | 13258611 | - Valve | 1 | |
| - | 13269436 | - Seal Kit | 1 | |
| - | 13269402 | - Valve | 2 | |
| - | 13269436 | - Seal Kit | 2 | |
| - | 13444179 | - Cartridge W/O Coil | 2 | |
| - | 13269428 | - Seal Kit | 2 | |
| - | 13871512 | - Coil | 5 | |
| - | 54729256 | - Shuttle Valve | 6 | |
| - | 13269410 | - Seal Kit | 6 | |
| 2 | 59919670 | Adapter, Straight | 5 | |
| 3 | 59922823 | Adapter, 90° | 1 | |
| 5 | 59922591 | Adapter | 2 | |
| 6 | 59922492 | Adapter, Straight | 2 | |
| 9 | 59922807 | Adapter | 2 | |
| 10 | 59922542 | Adapter, Straight | 1 | |
| 11 | 59922930 | Adapter | 1 | |
| 12 | 59929182 | Adapter, Straight | 14 | |
| 13 | 59919654 | Adapter, Straight | 3 | |

HOSING INSTALLATION - SINGLE JOYSTICK - EFF S/N
 189939 INC S/N 187221, 189750, 189751 AND 189752

Dwg 13443304/00



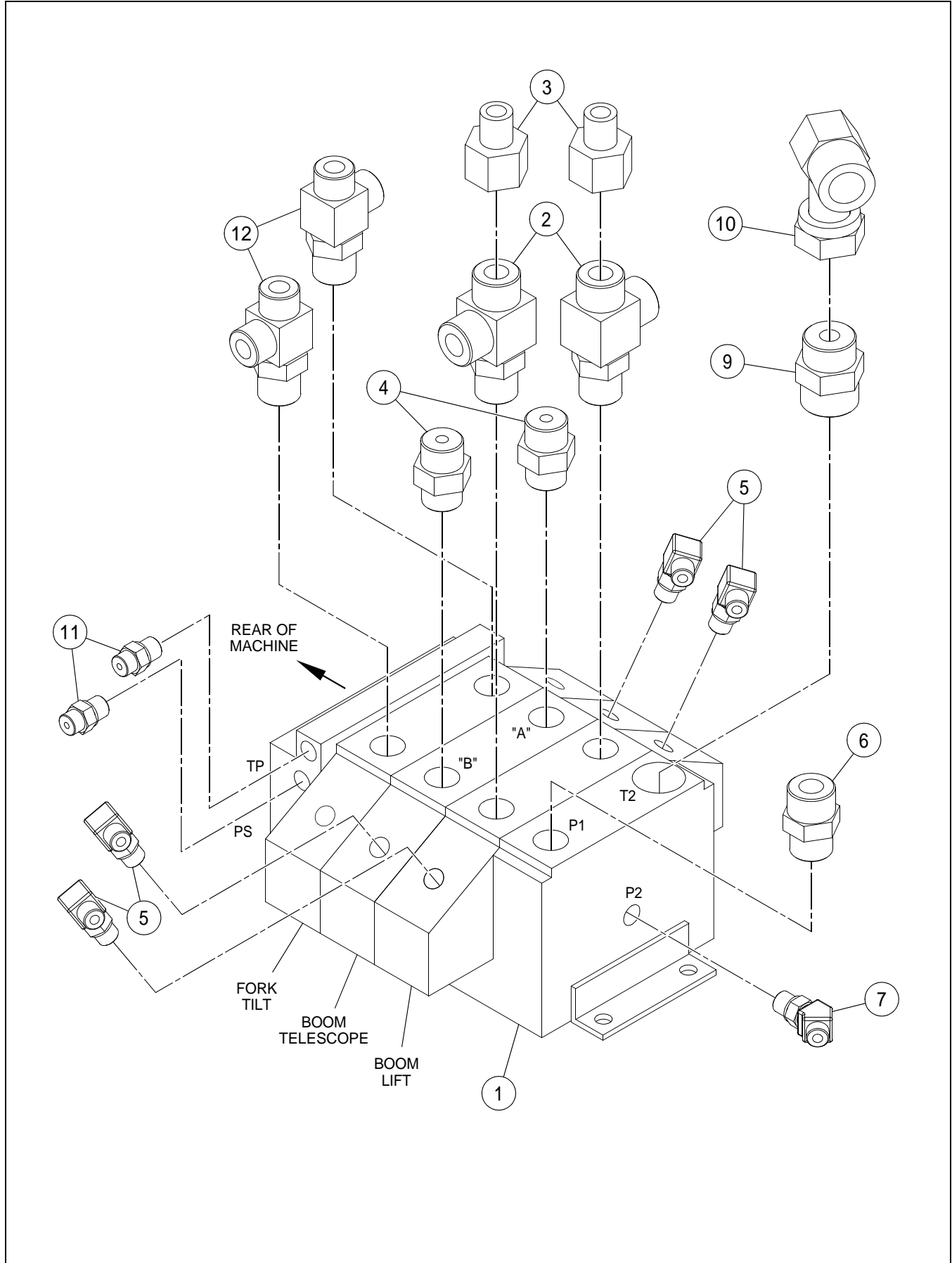
HOSING INSTALLATION - SINGLE JOYSTICK - EFF S/N
 189939 INC S/N 187221, 189750, 189751 AND 189752

BOM 18006338

| ITEM | COMM. NO. | DESCRIPTION | QTY | DIMENSIONS/NOTES |
|------|-----------|---------------|-----|------------------|
| 1 | 18006312 | Hose Assembly | 1 | 206.0" |
| 2 | 13307111 | Hose Assembly | 1 | 200.0" |
| 3 | 13193271 | Hose Assembly | 1 | 170.0" |
| 4 | 13181375 | Hose Assembly | 2 | 156.0" |
| 5 | 18006320 | Hose Assembly | 2 | 57.0" |
| 6 | 13193289 | Hose Assembly | 1 | 49.0" |
| 7 | 13181417 | Hose Assembly | 1 | 59.0" |
| 8 | 13305750 | Hose Assembly | 2 | 20.0" |

LIFT/CROWD VALVE ASSEMBLY - SINGLE JOYSTICK - EFF
S/N 189939 INC S/N 187221, 189750, 189751, 189752

Dwg 18005215/00



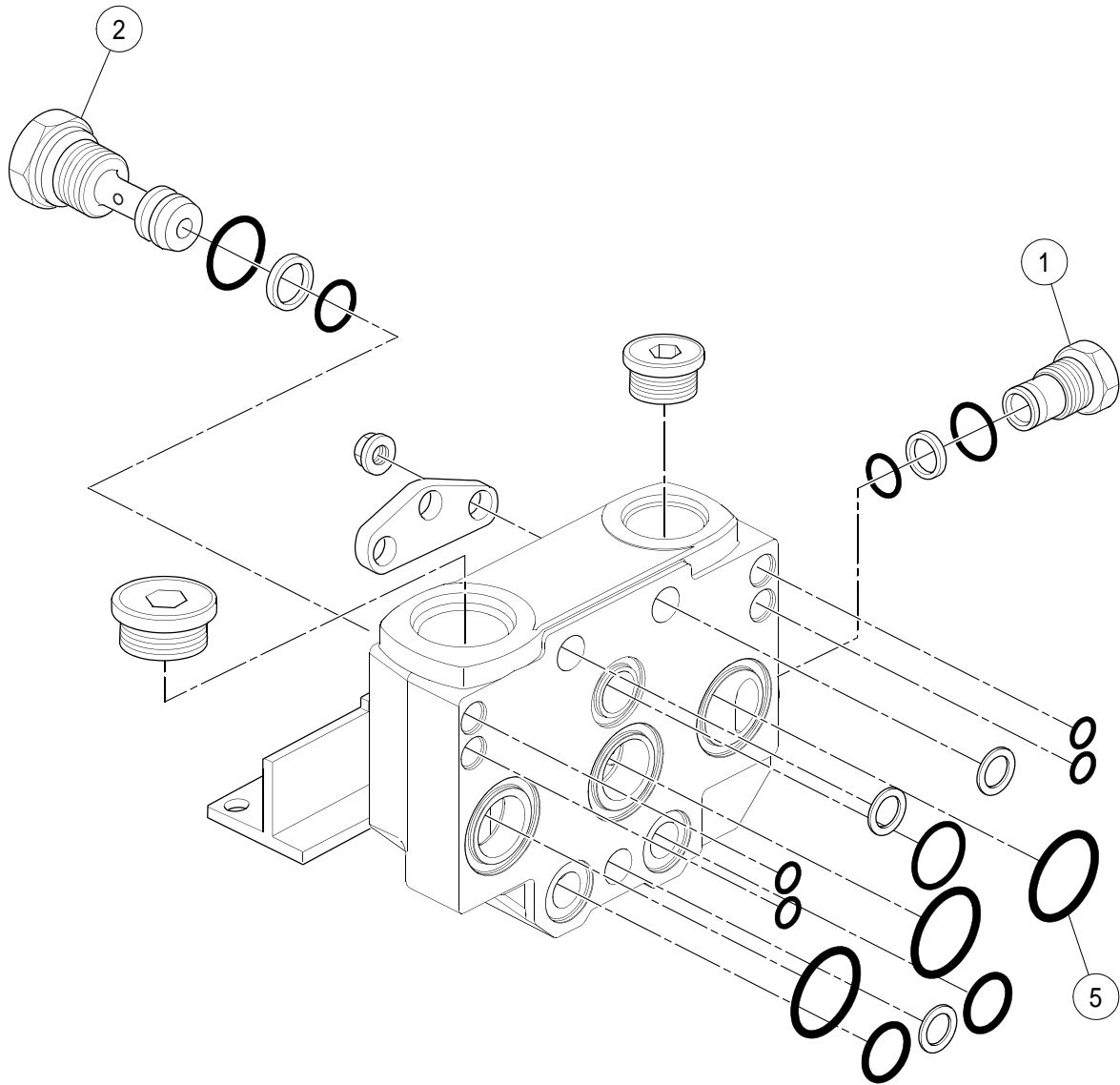
LIFT/CROWD VALVE ASSEMBLY - SINGLE JOYSTICK - EFF
S/N 189939 INC S/N 187221, 189750, 189751, 189752

BOM 13856505

| ITEM | COMM. NO. | DESCRIPTION | QTY | DIMENSIONS/NOTES |
|------|-----------|-------------------|-----|-----------------------|
| 1 | 13264643 | Lift/Crowd Valve | 1 | See Breakdown H - 86. |
| 2 | 59923094 | Adapter | 2 | |
| 3 | 59924027 | Adapter | 2 | |
| 4 | 59922559 | Adapter | 2 | |
| 5 | 59922823 | Adapter, 90° | 4 | |
| 6 | 59922591 | Adapter | 1 | |
| 7 | 59922211 | Adapter, 45° | 1 | |
| 9 | 59922641 | Adapter, Straight | 1 | |
| 10 | 59923490 | Adapter | 1 | |
| 11 | 59922419 | Adapter, Straight | 2 | |
| 12 | 59409193 | Adapter | 2 | |

LIFT/CROWD VALVE (13264643) - INTERNAL BREAKDOWN -
EFF S/N 189939 INC 187221, 189750, 189751, 189752 - 1 OF 4

Dwg 13264635/00/01



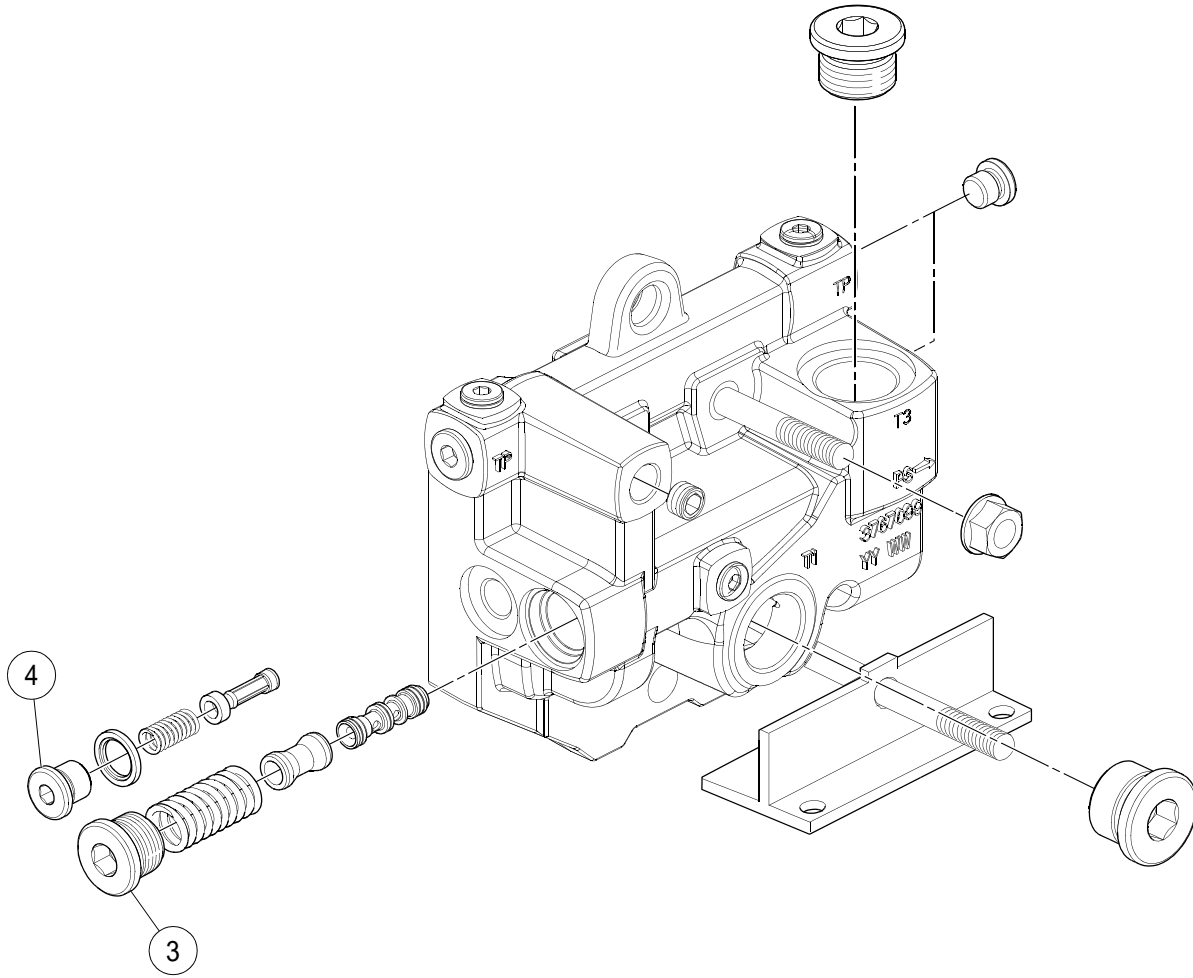
LIFT/CROWD VALVE (13264643) - INTERNAL BREAKDOWN -
 EFF S/N 189939 INC 187221, 189750, 189751, 189752 - 1 OF 4

BOM 13264643

| ITEM | COMM. NO. | DESCRIPTION | QTY | DIMENSIONS/NOTES |
|------|-----------|-----------------------|-----|------------------|
| 1 | 13510441 | Plug | 1 | |
| - | 13510458 | - Seal Kit | 1 | |
| 2 | 13510466 | Adaptor | 1 | |
| - | 13510474 | - Seal Kit | 1 | |
| 5 | 13510508 | Intersection Seal Kit | 1 | |

LIFT/CROWD VALVE (13264643) - INTERNAL BREAKDOWN -
EFF S/N 189939 INC 187221, 189750, 189751, 189752 - 2 OF 4

Dwg 13264635/00/02



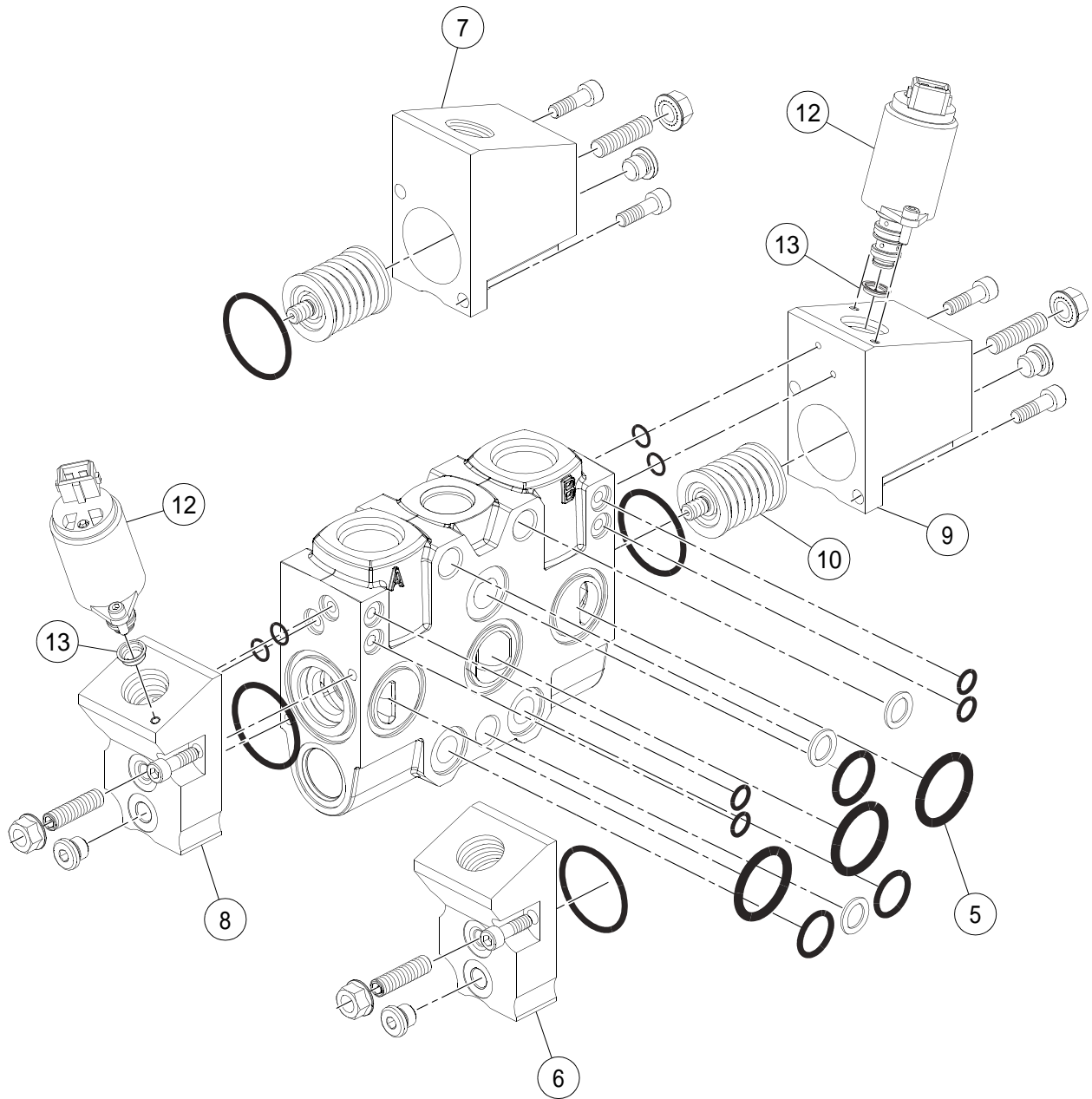
LIFT/CROWD VALVE (13264643) - INTERNAL BREAKDOWN -
EFF S/N 189939 INC 187221, 189750, 189751, 189752 - 2 OF 4

BOM 13264643

| ITEM | COMM. NO. | DESCRIPTION | QTY | DIMENSIONS/NOTES |
|------|-----------|-------------------------|-----|------------------|
| 3 | 13510482 | Pressure Reducing Vavle | 1 | |
| 4 | 13510490 | Pilot Oil Filter | 1 | |

LIFT/CROWD VALVE (13264643) - INTERNAL BREAKDOWN -
EFF S/N 189939 INC 187221, 189750, 189751, 189752 - 3 OF 4

Dwg 13264635/00/03



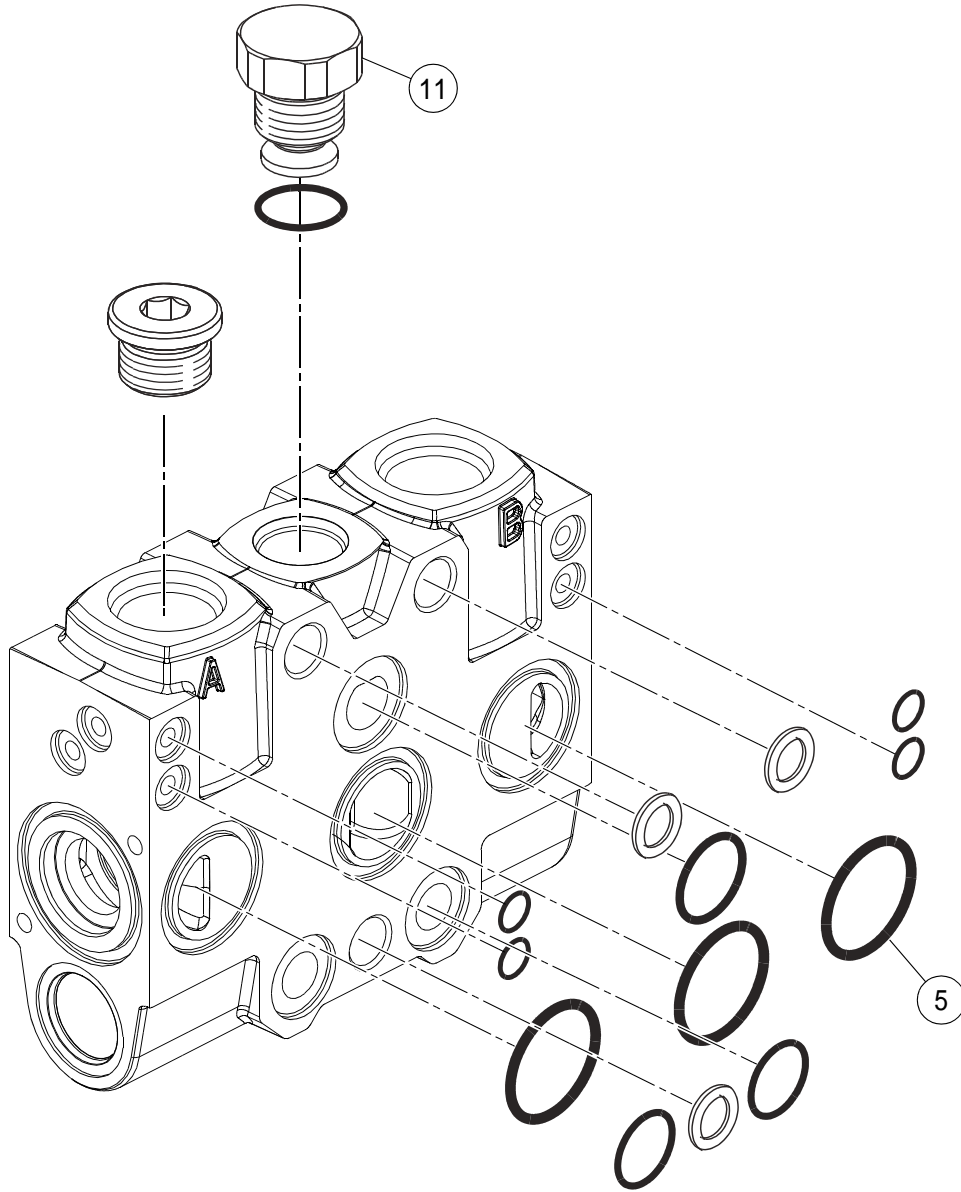
LIFT/CROWD VALVE (13264643) - INTERNAL BREAKDOWN -
 EFF S/N 189939 INC 187221, 189750, 189751, 189752 - 3 OF 4

BOM 13264643

| ITEM | COMM. NO. | DESCRIPTION | QTY | DIMENSIONS/NOTES |
|------|-----------|-----------------------|-----|------------------|
| 5 | 13510508 | Intersection Seal Kit | 1 | |
| 6 | 13510516 | Actuator | 2 | |
| - | 13510524 | - Seal Kit | 2 | |
| 7 | 13510532 | Actuator | 2 | |
| - | 13510524 | - Seal Kit | 2 | |
| 8 | 13510573 | Actuator | 1 | |
| - | 13510615 | - Seal Kit | 1 | |
| 9 | 13510581 | Actuator | 1 | |
| - | 13510615 | - Seal Kit | 1 | |
| 10 | 13510557 | Spring Kit | 3 | |
| 12 | 13510631 | Solenoid Vavle | 2 | |
| 13 | 13510656 | Pilot Oil Restrictor | 2 | |

LIFT/CROWD VALVE (13264643) - INTERNAL BREAKDOWN -
EFF S/N 189939 INC 187221, 189750, 189751, 189752 - 4 OF 4

Dwg 13264635/00/04



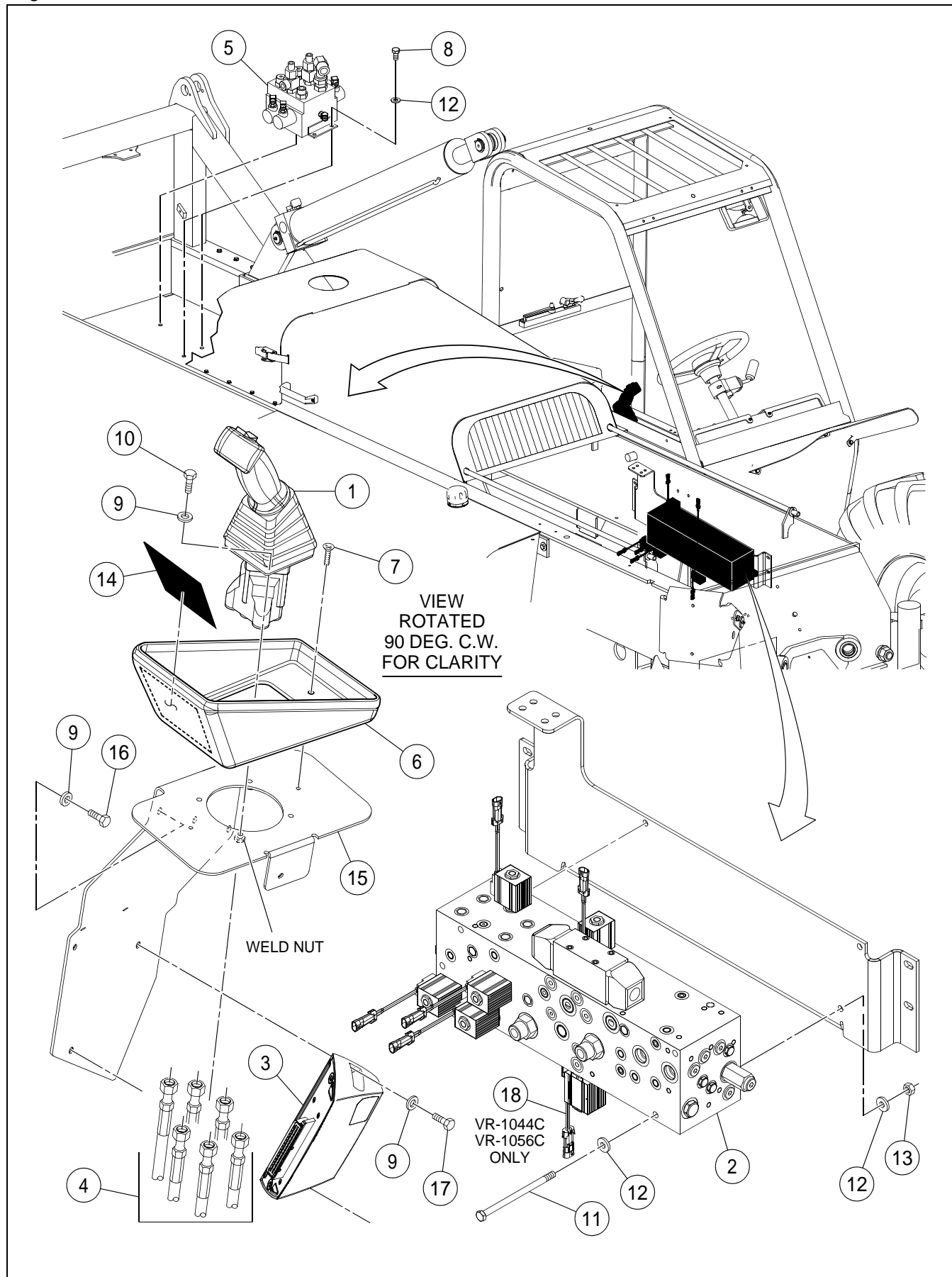
LIFT/CROWD VALVE (13264643) - INTERNAL BREAKDOWN -
 EFF S/N 189939 INC 187221, 189750, 189751, 189752 - 4 OF 4

BOM 13264643

| ITEM | COMM. NO. | DESCRIPTION | QTY | DIMENSIONS/NOTES |
|------|-----------|-----------------------|-----|------------------|
| 5 | 13510508 | Intersection Seal Kit | 1 | |
| 11 | 13510565 | Check Vavle | 3 | |

SINGLE JOYSTICK CONTROL INSTALLATION - PRIOR S/N
 189939 EXC S/N 187221, 189750, 189751 AND 189752

Dwg D13265145/04



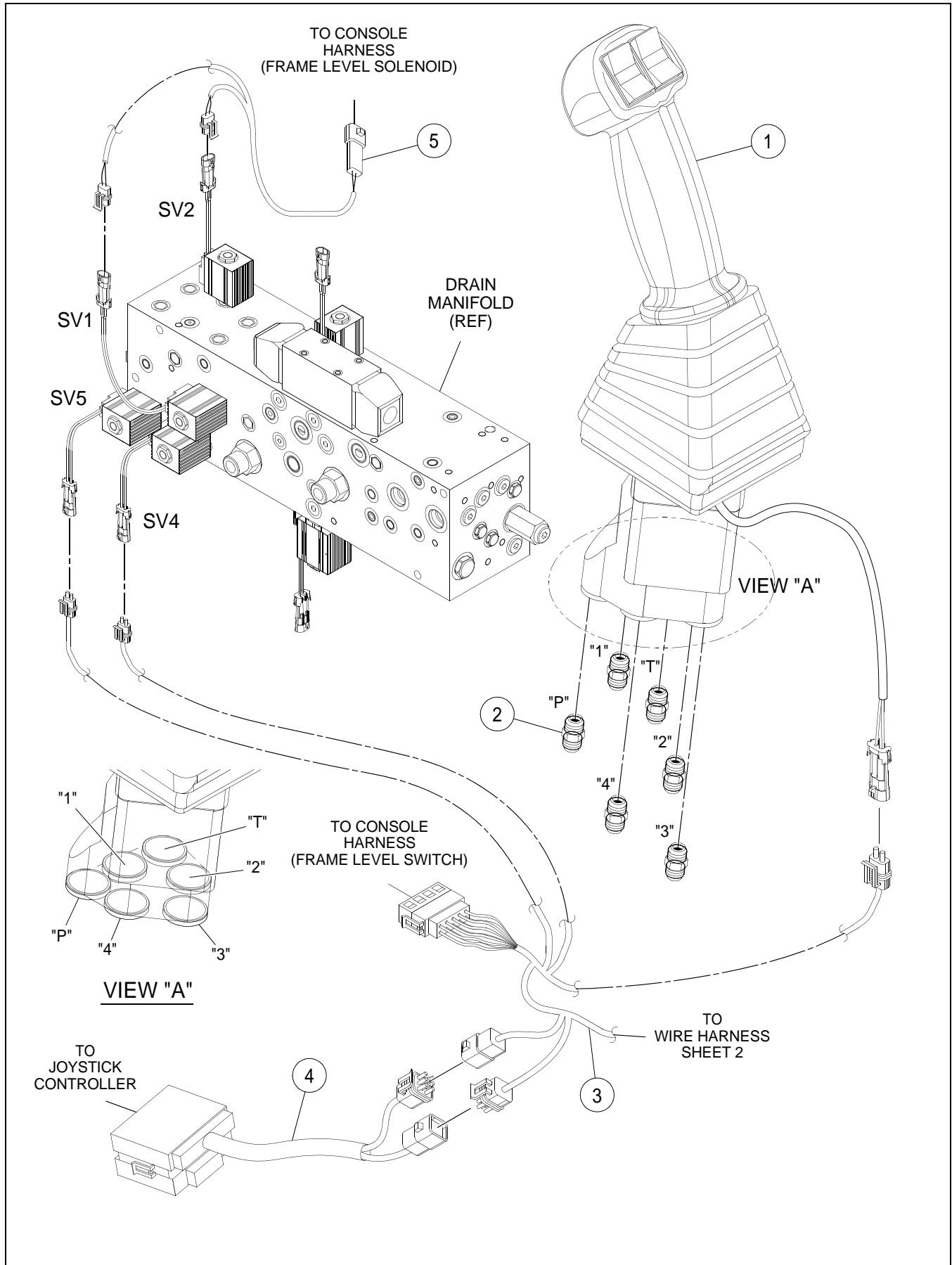
SINGLE JOYSTICK CONTROL INSTALLATION - PRIOR S/N
189939 EXC S/N 187221, 189750, 189751 AND 189752

BOM 13265145

| ITEM | COMM. NO. | DESCRIPTION | QTY | DIMENSIONS/NOTES |
|------|-----------|---|-----|------------------------|
| 1 | NSVA | Single Joystick Assembly | 1 | See Page H - 96. |
| 2 | NSVA | Main Manifold Assembly - Single Joystick | 1 | See Page H - 102. |
| 3 | 13306683 | Driver Valve | 1 | |
| 4 | NSVA | Hosing Installation - Single Joystick | 1 | See Page H - 106. |
| 5 | NSVA | Lift/Crowd Valve Assembly - Single Joystick | 1 | See Page H - 110. |
| 6 | 13297684 | Armrest | 1 | |
| 7 | 95887436 | Self-tapping Screw, Zinc Plated | 2 | |
| 8 | 96702279 | HHCS, Fully Threaded, Zinc Plated | 3 | M10 x 1.5 x 20 CI 8.8 |
| 9 | 96741053 | Flatwasher, Zinc Plated | 9 | M6 CI 200 |
| 10 | 96720164 | SHCS, Zinc Plated | 4 | M6 x 1 x 25 CI 8.8 |
| 11 | 96714985 | HHCS, Zinc Plated | 3 | M10 x 1.5 x 150 CI 8.8 |
| 12 | 96741046 | Flatwasher, Zinc Plated | 9 | M10 CI 200 |
| 13 | 96704614 | Nut, Zinc Plated | 3 | M10 x 1.5 CI 8 |
| 14 | 13316807 | Decal: Single Joystick | 1 | |
| 15 | 13306527 | Mounting Plate | 1 | |
| 16 | 96702394 | HHCS, Fully Threaded, Zinc Plated | 3 | M6 x 1 x 12 CI 8.8 |
| 17 | 96704564 | HHCS, Fully Threaded, Zinc Plated | 2 | M6 x 1.0 x 20 CI 8.8 |
| 18 | 59396366 | Bulk Loom | 1 | |

SINGLE JOYSTICK ASSEMBLY - PRIOR S/N 189939 EXC S/N
187221, 189750, 189751 AND 189752 - SHEET 1 OF 2

Dwg 13280136/02/01



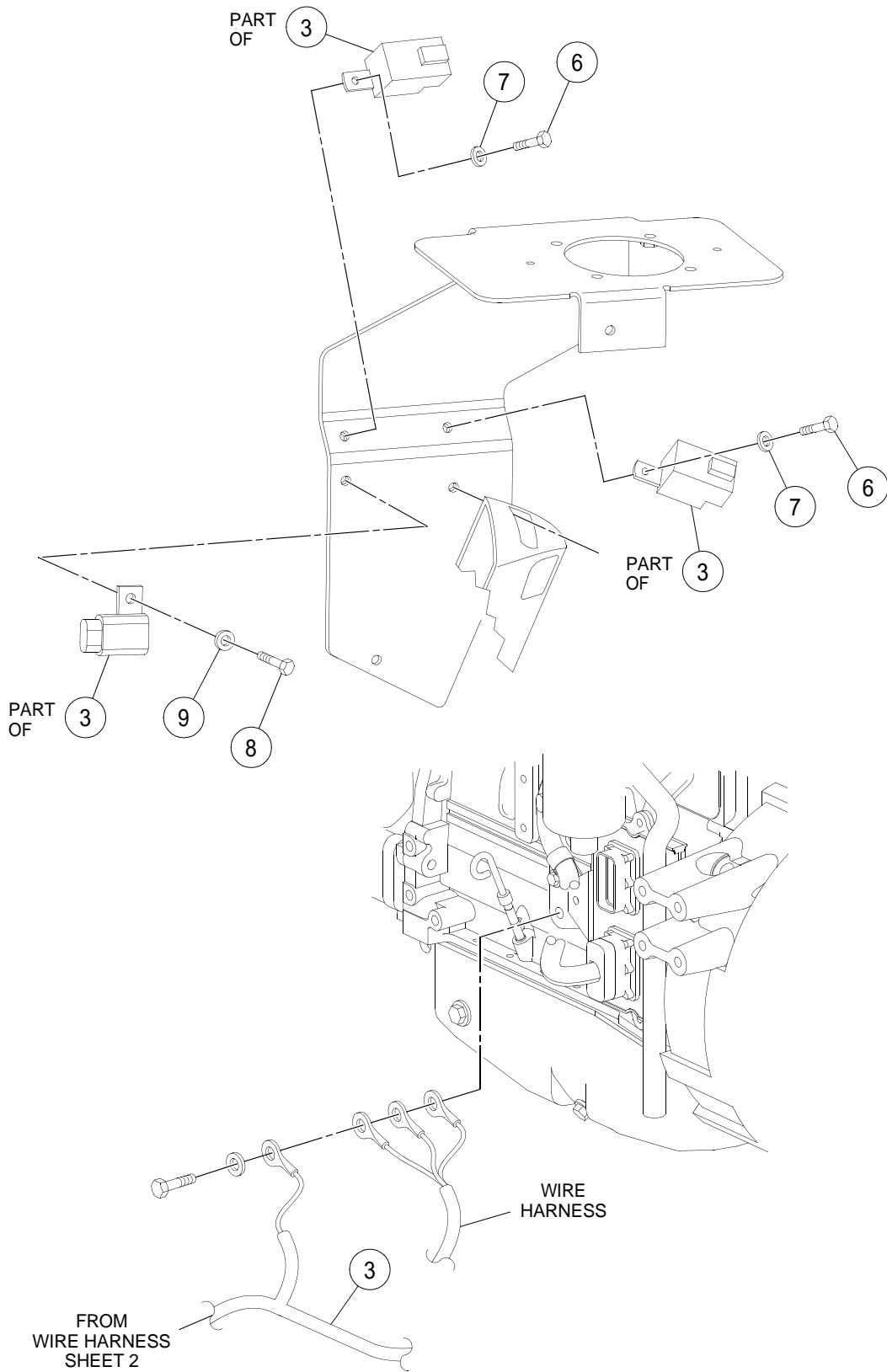
SINGLE JOYSTICK ASSEMBLY - PRIOR S/N 189939 EXC S/N
187221, 189750, 189751 AND 189752 - SHEET 1 OF 2

BOM 13280136

| ITEM | COMM. NO. | DESCRIPTION | QTY | DIMENSIONS/NOTES |
|------|-----------|----------------------------|-----|------------------------|
| 1 | 1326697 | Joystick | 1 | See Breakdown H - 100. |
| 2 | 59922419 | Adapter, Straight | 6 | |
| 3 | 13305578 | Joystick Wire Harness | 1 | |
| 4 | 13305792 | Jumper Wire Harness | 1 | |
| 5 | 13285739 | Frame Level Jumper Harness | 1 | |

SINGLE JOYSTICK ASSEMBLY - PRIOR S/N 189939 EXC S/N
187221, 189750, 189751 AND 189752 - SHEET 2 OF 2

Dwg 13280136/02/02



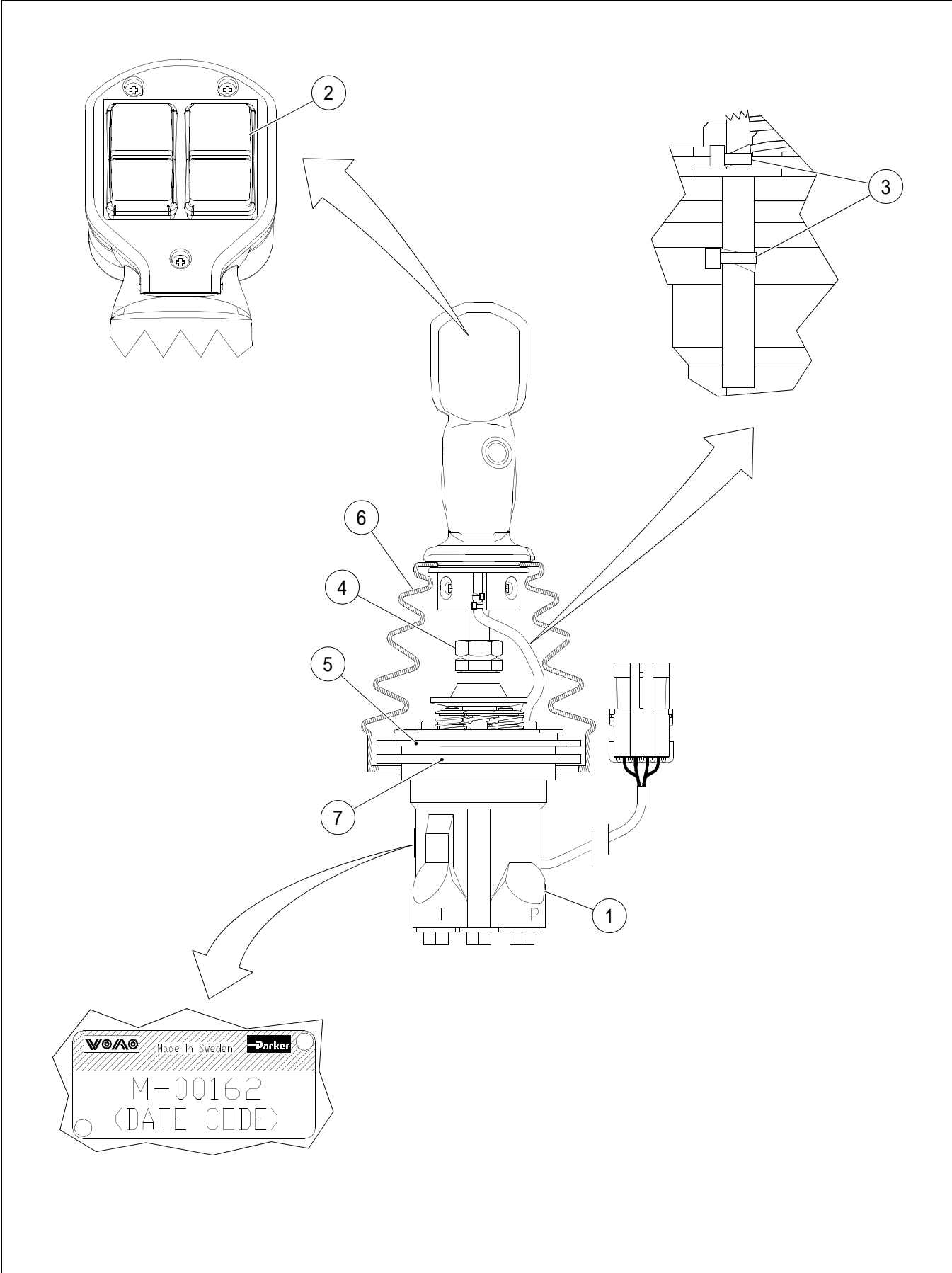
SINGLE JOYSTICK ASSEMBLY - PRIOR S/N 189939 EXC S/N
187221, 189750, 189751 AND 189752 - SHEET 2 OF 2

BOM 13280136

| ITEM | COMM. NO. | DESCRIPTION | QTY | DIMENSIONS/NOTES |
|------|-----------|-----------------------------------|-----|----------------------|
| 3 | 13305578 | Joystick Wire Harness | 1 | |
| 6 | 96701958 | HHCS, Fully Threaded, Zinc Plated | 2 | M6 x 1 x 16 CI 8.8 |
| 7 | 96741053 | Flatwasher, Zinc Plated | 2 | M6 CI 200 |
| 8 | 96702386 | HHCS, Zinc Plated | 1 | M5 x 0.8 x 12 CI 8.8 |
| 9 | 96738554 | Flatwasher, Zinc Plated | 1 | M5 Hardened CI 200 |

JOYSTICK (13266697) - PRIOR S/N 189939 EXC S/N 187221,
189750, 189751 AND 189752 - INTERNAL BREAKDOWN

Dwg 13266697/00



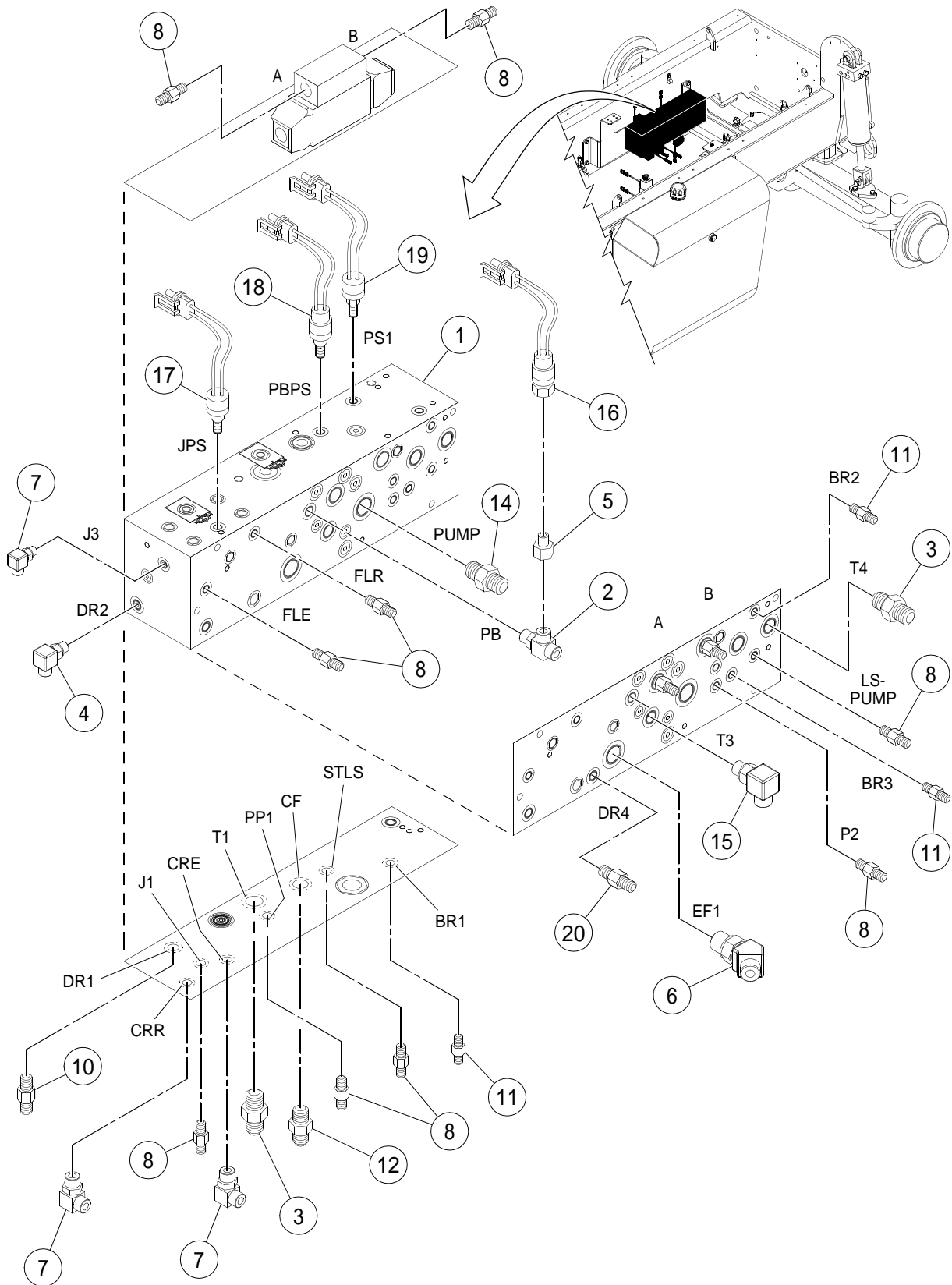
JOYSTICK (13266697) - PRIOR S/N 189939 EXC S/N 187221,
 189750, 189751 AND 189752 - INTERNAL BREAKDOWN

BOM 13266697

| ITEM | COMM. NO. | DESCRIPTION | QTY | DIMENSIONS/NOTES |
|------|-----------|--------------------|-----|------------------|
| 1 | 13510706 | Joystick | 1 | |
| 2 | 13444138 | Dual Rocker Handle | 1 | |
| 3 | 13510722 | Wire Tie | A/R | |
| 4 | 13510748 | Locknut | 1 | |
| 5 | 13510755 | Mounting Plate | 1 | |
| 6 | 13444146 | Bellows | 1 | |
| 7 | 13444153 | Plate | 1 | |

MAIN MANIFOLD ASSEMBLY - SINGLE JOYSTICK - PRIOR S/
 N 189939 EXC S/N 187221, 189750, 189751 AND 189752

Dwg D13265178/01



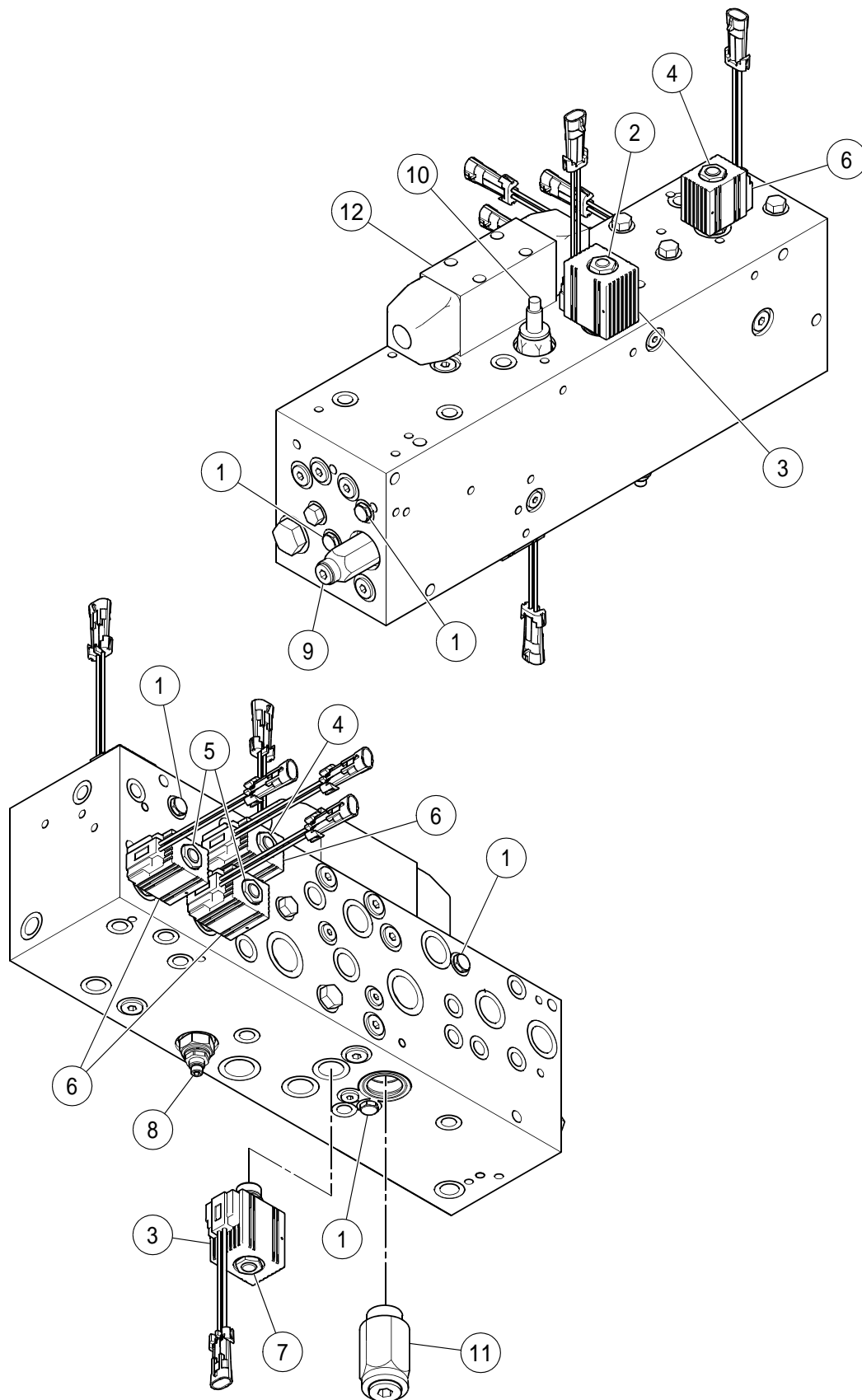
MAIN MANIFOLD ASSEMBLY - SINGLE JOYSTICK - PRIOR S/
N 189939 EXC S/N 187221, 189750, 189751 AND 189752

BOM 13265178

| ITEM | COMM. NO. | DESCRIPTION | QTY | DIMENSIONS/NOTES |
|------|-----------|---------------------------------|-----|------------------------|
| 1 | 13264759 | Main Manifold - Single Joystick | 1 | See Breakdown H - 104. |
| 2 | 59918532 | Adapter, Tee | 1 | |
| 3 | 59922542 | Adapter, Straight | 2 | |
| 4 | 59922823 | Adapter, 90° | 1 | |
| 5 | 59158881 | Reducer | 1 | |
| 6 | 59922336 | Adapter | 1 | |
| 7 | 59922807 | Adapter | 3 | |
| 8 | 59929182 | Adapter, Straight | 9 | |
| 10 | 59919670 | Adapter, Straight | 1 | |
| 11 | 59919654 | Adapter, Straight | 3 | |
| 12 | 59922492 | Adapter, Straight | 1 | |
| 14 | 59922591 | Adapter | 1 | |
| 15 | 59922898 | Adapter, 90° | 1 | |
| 16 | 13304092 | Pressure Switch | 1 | |
| 17 | 13220405 | Pressure Switch | 1 | |
| 18 | 13259189 | Pressure Switch | 1 | |
| 19 | 59157792 | Brake Light Switch | 1 | |
| 20 | 59918441 | Adapter | 1 | |

MAIN MANIFOLD - SINGLE JOYSTICK (13264759) - PRIOR
TO S/N 189939 EXC 187221, 189750, 189751, 189752

Dwg 13264759/00



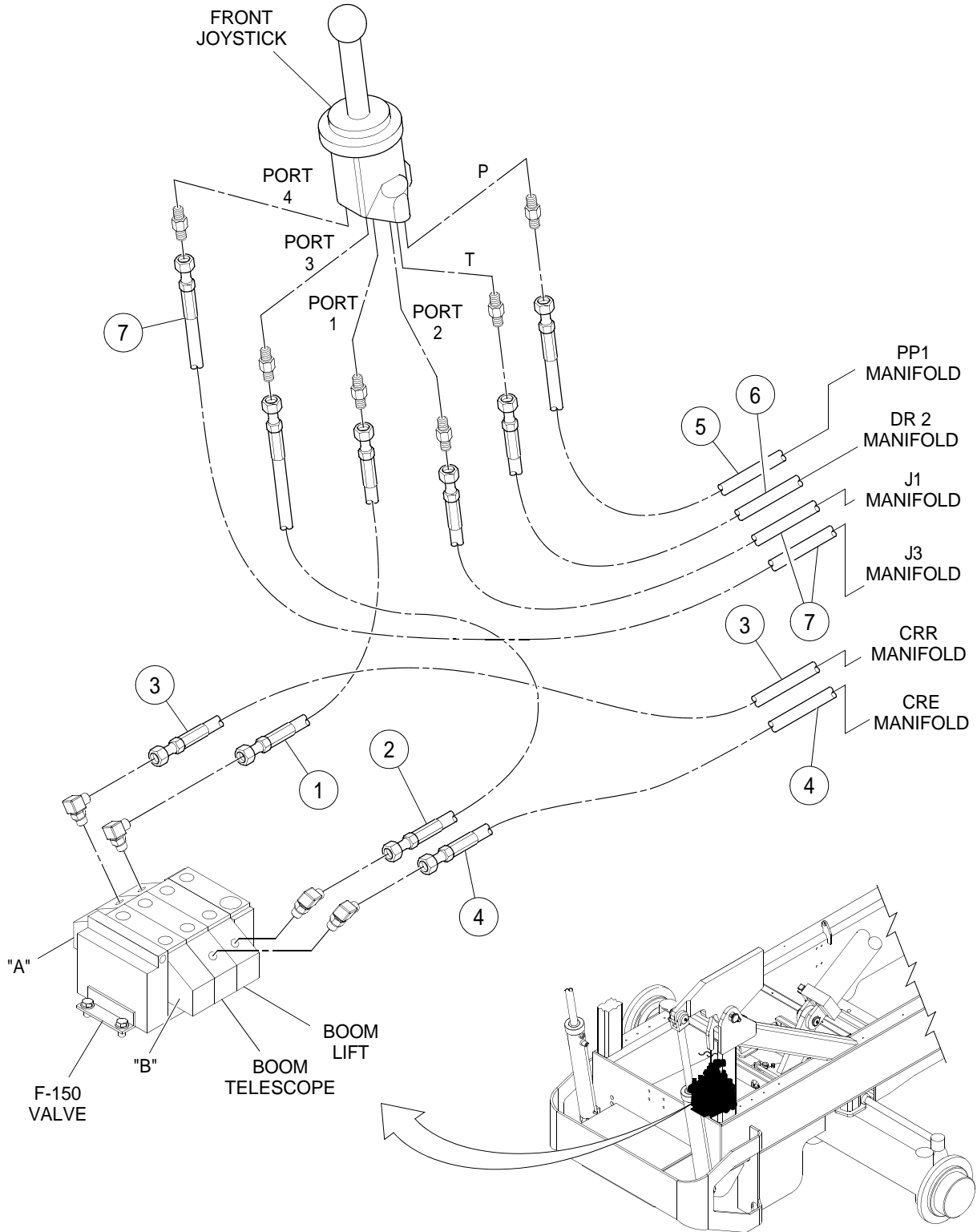
MAIN MANIFOLD - SINGLE JOYSTICK (13264759) - PRIOR
TO S/N 189939 EXC 187221, 189750, 189751, 189752

BOM 13264759

| ITEM | COMM. NO. | DESCRIPTION | QTY | DIMENSIONS/NOTES |
|------|-----------|--------------------|-----|------------------|
| 1 | 54729256 | Shuttle Valve | 5 | |
| - | 13269410 | - Seal Kit | 5 | |
| 2 | 13384854 | Valve Assembly | 1 | |
| - | 13491741 | - Seal Kit | 1 | |
| 3 | 13491766 | Coil | 2 | |
| 4 | 13444179 | Cartridge W/O Coil | 2 | |
| - | 13269428 | - Seal Kit | 2 | |
| 5 | 13269402 | Valve | 2 | |
| - | 13269436 | - Seal Kit | 2 | |
| 6 | 13258629 | Coil | 4 | |
| 7 | 13491840 | Valve | 1 | |
| - | 13263264 | - Seal Kit | 1 | |
| 8 | 13284633 | Pressure Reducer | 1 | |
| - | 13491741 | - Seal Kit | 1 | |
| 9 | 13491832 | Relief Valve | 1 | |
| - | 13491774 | - Seal Kit | 1 | |
| 10 | 13491782 | Logic Element | 1 | |
| - | 13491790 | - Seal Kit | 1 | |
| 11 | 13491808 | Pressure Reducer | 1 | |
| - | 13491816 | - Seal Kit | 1 | |
| 12 | 13491824 | Directional Valve | 1 | |

HOSING INSTALLATION - SINGLE JOYSTICK - PRIOR S/N
 189939 EXC S/N 187221, 189750, 189751 AND 189752 - 1 OF 2

Dwg D13265186/00/01



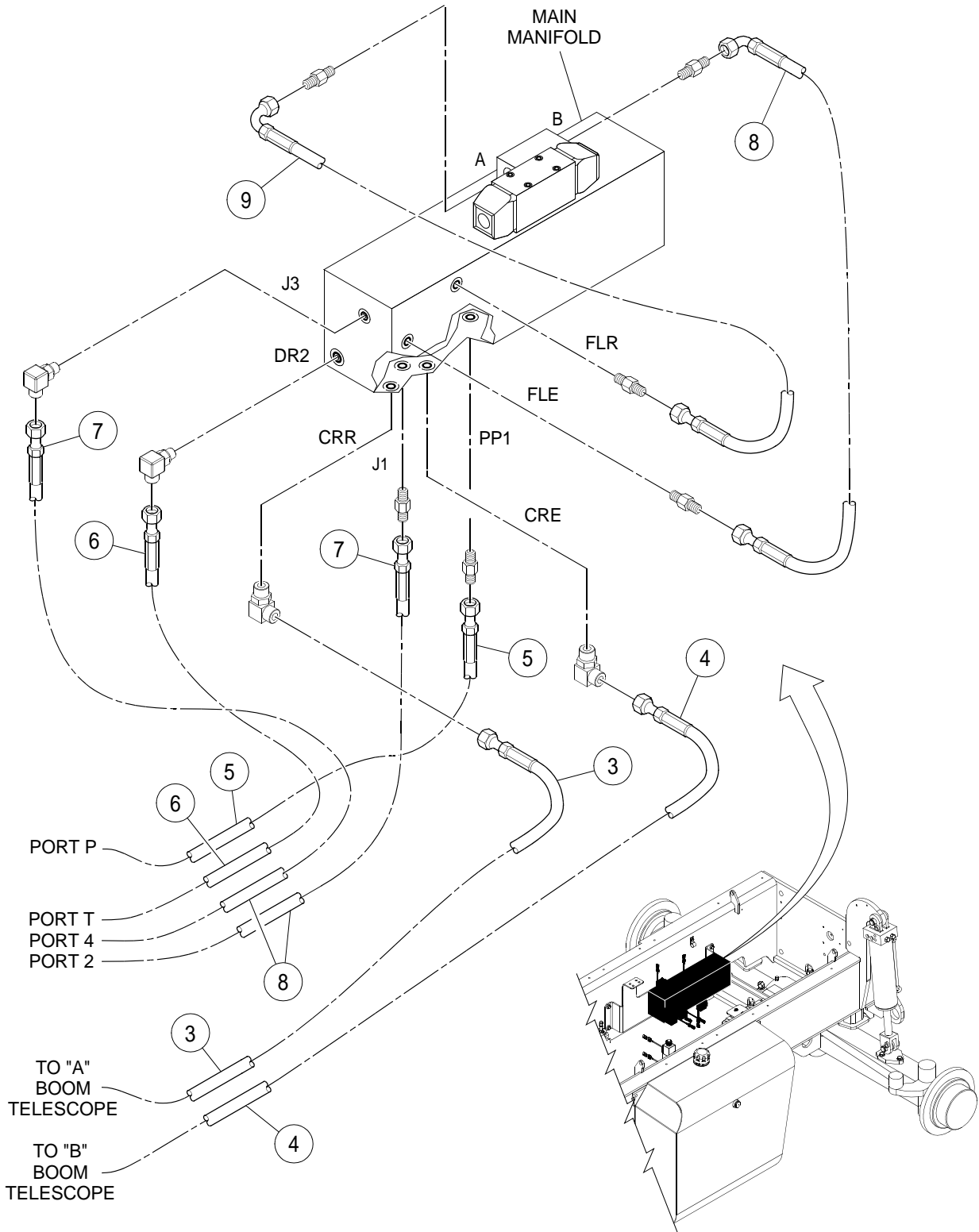
HOSING INSTALLATION - SINGLE JOYSTICK - PRIOR S/N
 189939 EXC S/N 187221, 189750, 189751 AND 189752 - 1 OF 2

BOM 13265186

| ITEM | COMM. NO. | DESCRIPTION | QTY | DIMENSIONS/NOTES |
|------|-----------|---------------|-----|------------------|
| 1 | 13305719 | Hose Assembly | 1 | 194.0" |
| 2 | 13305727 | Hose Assembly | 1 | 188.0" |
| 3 | 13181375 | Hose Assembly | 1 | 156.0" |
| 4 | 13190921 | Hose Assembly | 1 | 145.0" |
| 5 | 13305735 | Hose Assembly | 1 | 52.0" |
| 6 | 13181383 | Hose Assembly | 1 | 44.0" |
| 7 | 13305743 | Hose Assembly | 2 | 47.0" |

HOSING INSTALLATION - SINGLE JOYSTICK - PRIOR S/N
 189939 EXC S/N 187221, 189750, 189751 AND 189752 - 2 OF 2

Dwg D13265186/00/02



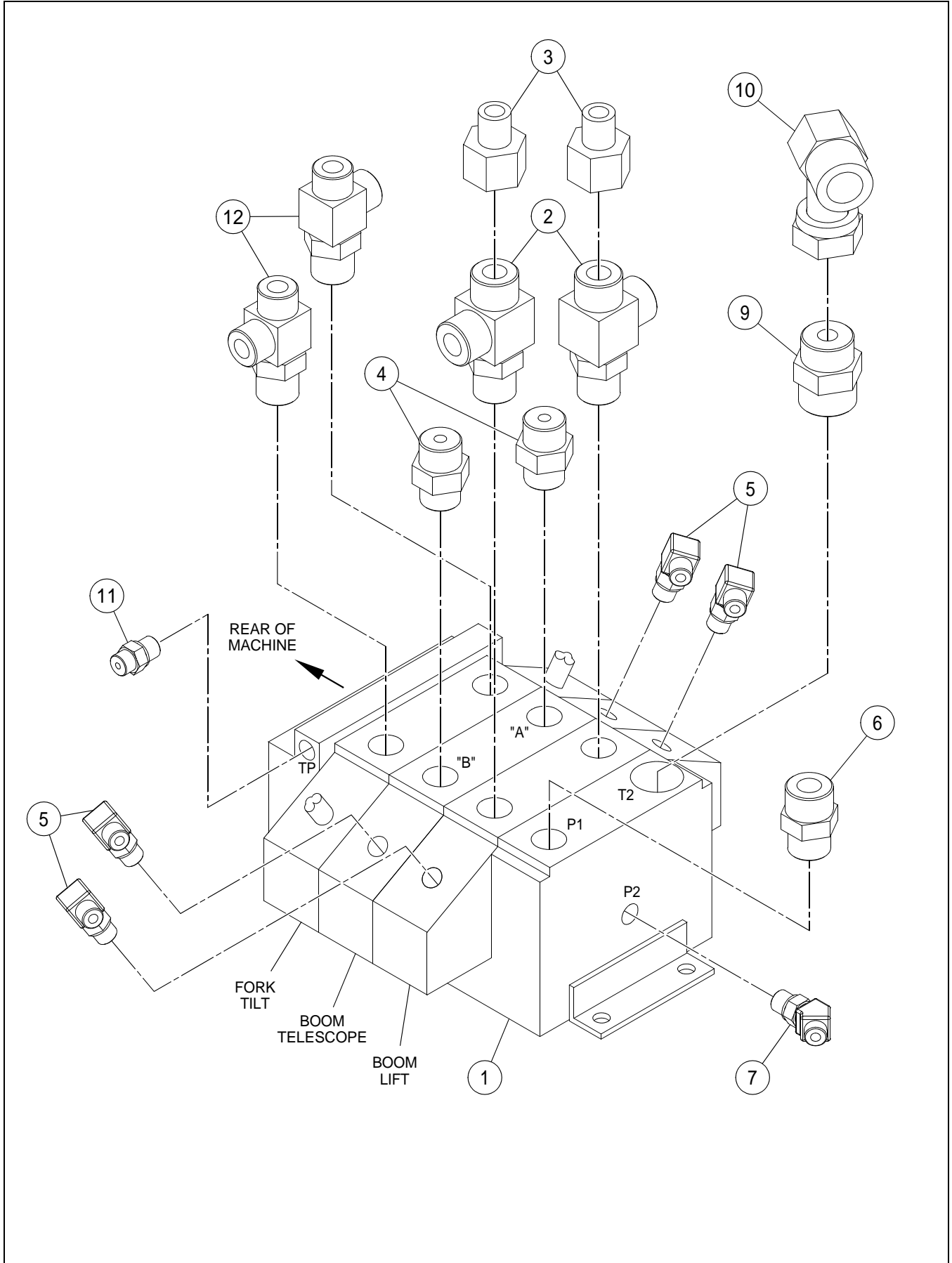
HOSING INSTALLATION - SINGLE JOYSTICK - PRIOR S/N
 189939 EXC S/N 187221, 189750, 189751 AND 189752 - 2 OF 2

BOM 13265186

| ITEM | COMM. NO. | DESCRIPTION | QTY | DIMENSIONS/NOTES |
|------|-----------|---------------|-----|------------------|
| 3 | 13181375 | Hose Assembly | 1 | 156.0" |
| 4 | 13190921 | Hose Assembly | 1 | 145.0" |
| 5 | 13305735 | Hose Assembly | 1 | 52.0" |
| 6 | 13181383 | Hose Assembly | 1 | 44.0" |
| 7 | 13305743 | Hose Assembly | 2 | 47.0" |
| 8 | 13190830 | Hose Assembly | 1 | 26.5" |
| 9 | 13305750 | Hose Assembly | 1 | 20.0" |

LIFT/CROWD VALVE ASSEMBLY - SINGLE JOYSTICK -
PRIOR S/N 189939 EXC S/N 187221, 189750, 189751, 189752

Dwg D13280557/01



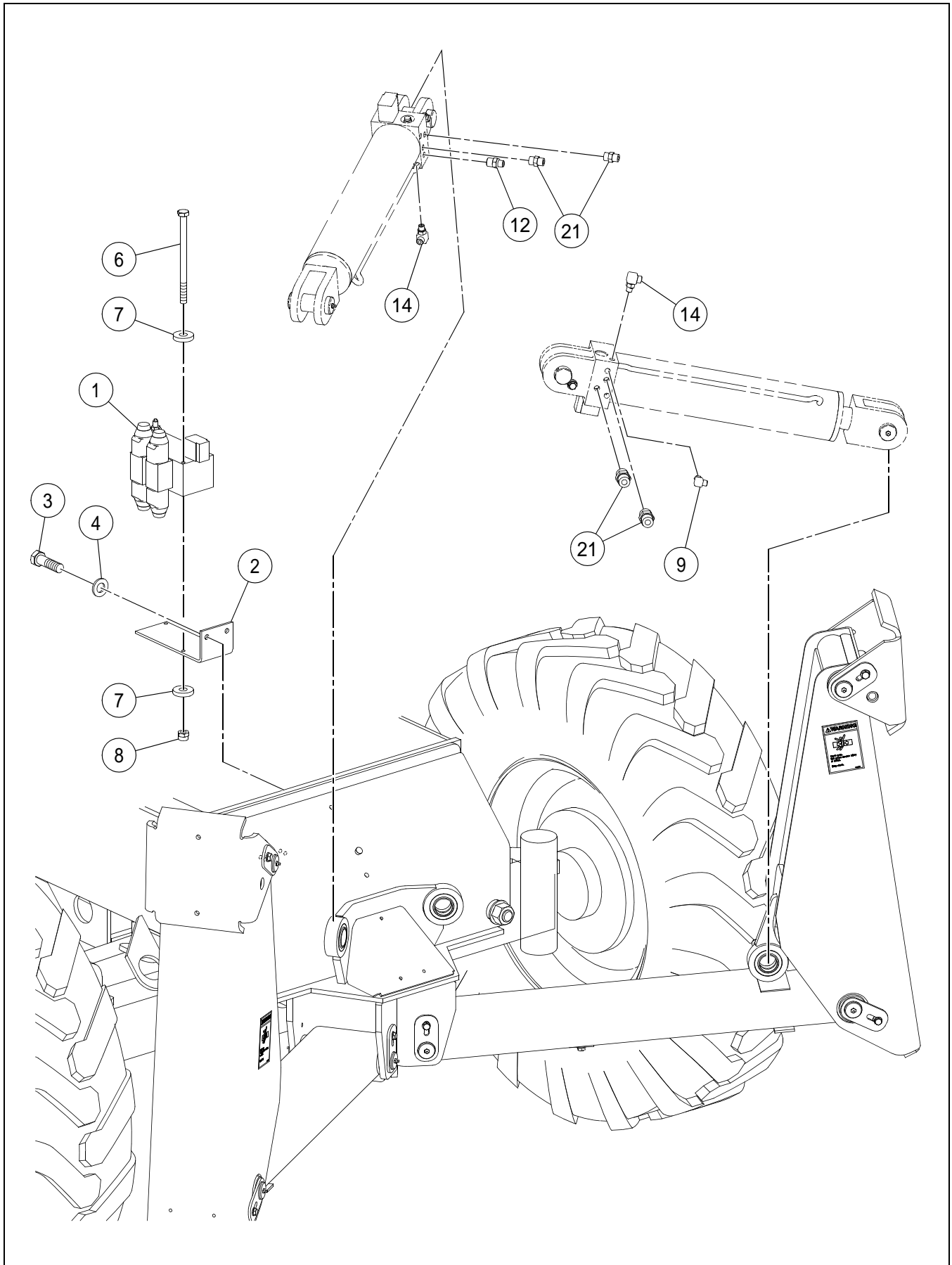
LIFT/CROWD VALVE ASSEMBLY - SINGLE JOYSTICK -
 PRIOR S/N 189939 EXC S/N 187221, 189750, 189751, 189752

BOM 13280557

| ITEM | COMM. NO. | DESCRIPTION | QTY | DIMENSIONS/NOTES |
|------|-----------|--|-----|------------------|
| 1 | 13264643 | Crowd and Lift Valve - Single Joystick | 1 | |
| 2 | 59923094 | Adapter | 2 | |
| 3 | 59924027 | Reducer | 2 | |
| 4 | 59922559 | Adapter | 2 | |
| 5 | 59922823 | Adapter, 90° | 4 | |
| 6 | 59922591 | Adapter | 1 | |
| 7 | 59922211 | Adapter, 45° | 1 | |
| 9 | 59922641 | Adapter, Straight | 1 | |
| 10 | 59923490 | Adapter | 1 | |
| 11 | 59922419 | Adapter, Straight | 1 | |
| 12 | 59409193 | Adapter | 2 | |

STABILIZER HYDRAULICS INSTALLATION - EFF S/N 189939
INC S/N 187221, 189750, 189751 AND 189752 - 1 OF 2

Dwg 13856497/01/01



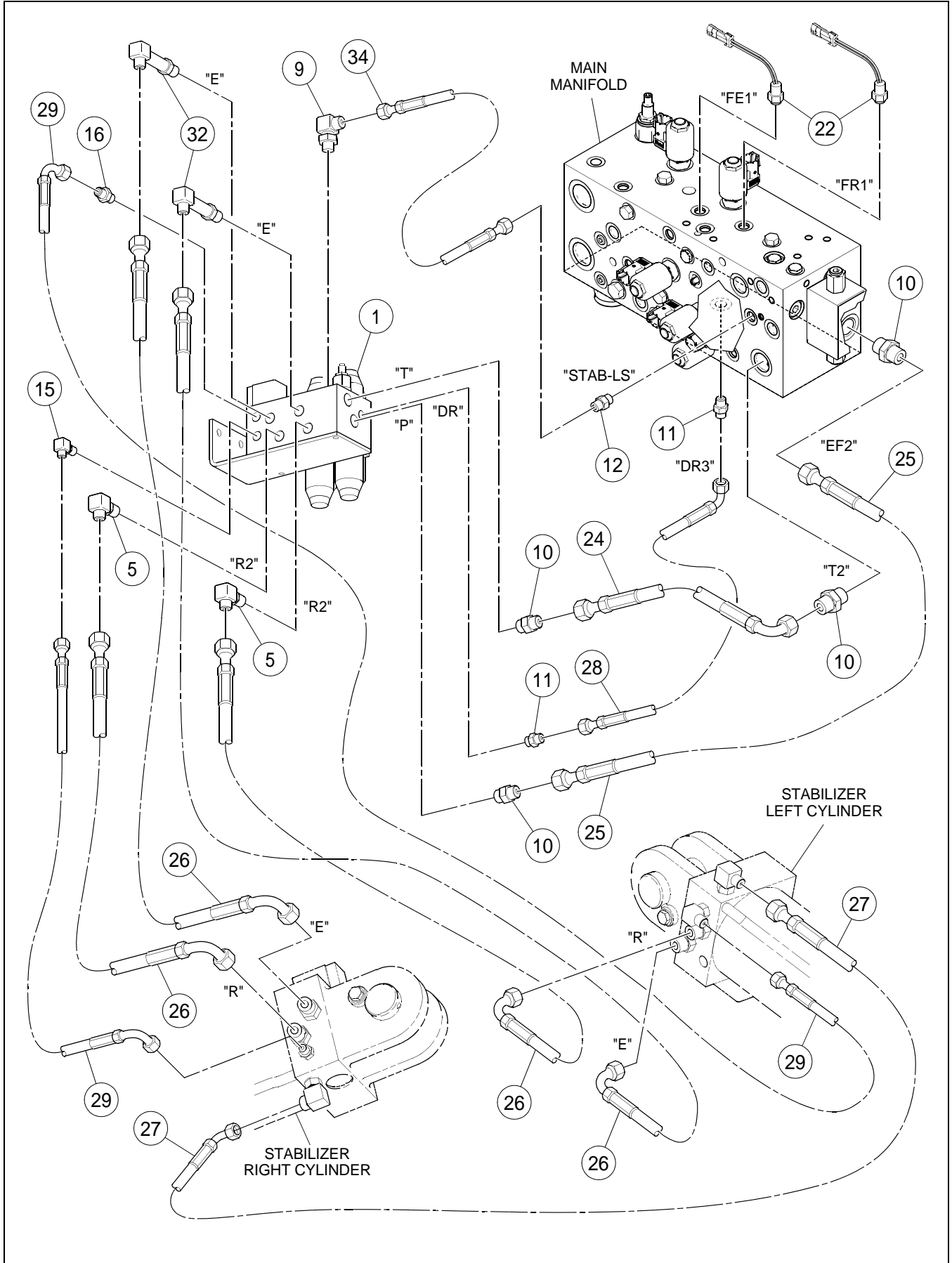
STABILIZER HYDRAULICS INSTALLATION - EFF S/N 189939
 INC S/N 187221, 189750, 189751 AND 189752 - 1 OF 2

BOM 13856497

| ITEM | COMM. NO. | DESCRIPTION | QTY | DIMENSIONS/NOTES |
|------|-----------|-----------------------------------|-----|------------------------|
| 1 | 13173331 | Stabilizer Valve | 1 | See Breakdown H - 122. |
| 2 | 59169185 | Manifold Mounting Bracket | 1 | |
| 3 | 96702287 | HHCS, Fully Threaded, Zinc Plated | 2 | M10 x 1.5 x 25 CI 8.8 |
| 4 | 96741046 | Flatwasher | 2 | M10 |
| 6 | 96728787 | HHCS, Zinc Plated | 2 | M8 x 1.25 x 120 CI 8.8 |
| 7 | 96741038 | Flatwasher | 4 | M8 |
| 8 | 96728431 | Locknut | 2 | M8 x 1.25 |
| 9 | 59922807 | Adapter | 2 | |
| 12 | 59929182 | Adapter, Straight | 2 | |
| 14 | 59922864 | Adapter, 90° | 2 | |
| 21 | 59922492 | Adapter, Straight | 4 | |

STABILIZER HYDRAULICS INSTALLATION - EFF S/N 189939
 INC S/N 187221, 189750, 189751 AND 189752 - 2 OF 2

Dwg 13856497/01/02



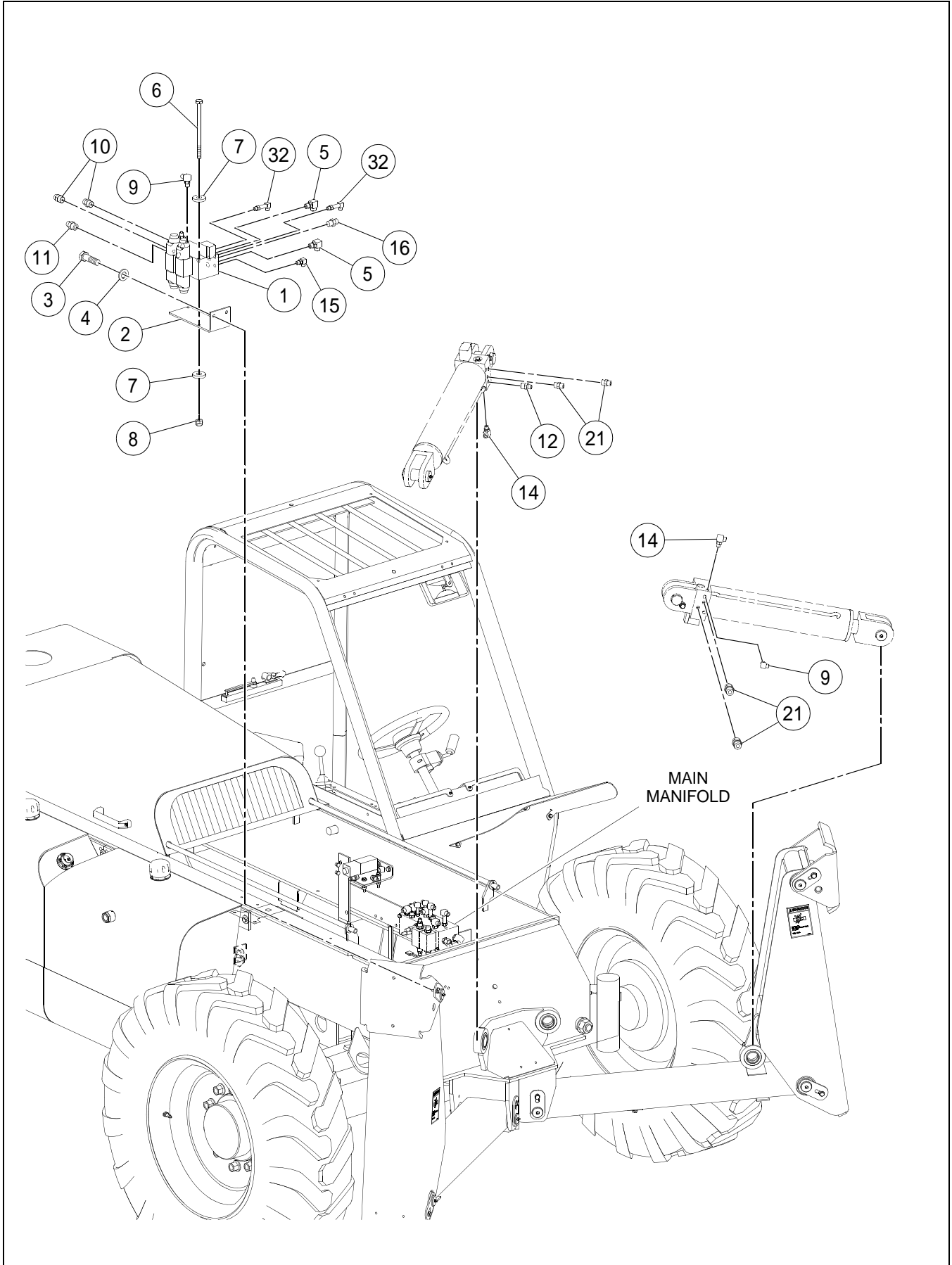
STABILIZER HYDRAULICS INSTALLATION - EFF S/N 189939
 INC S/N 187221, 189750, 189751 AND 189752 - 2 OF 2

BOM 13856497

| ITEM | COMM. NO. | DESCRIPTION | QTY | DIMENSIONS/NOTES |
|------|-----------|--------------------|-----|------------------------|
| 1 | 13173331 | Stabilizer Valve | 1 | See Breakdown H - 122. |
| 5 | 59922898 | Adapter, 90° | 2 | |
| 9 | 59922807 | Adapter | 2 | |
| 10 | 59922542 | Adapter, Straight | 4 | |
| 11 | 59919670 | Adapter, Straight | 2 | |
| 12 | 59929182 | Adapter, Straight | 2 | |
| 15 | 59922823 | Adapter, 90° | 1 | |
| 16 | 59922419 | Adapter, Straight | 1 | |
| 22 | 59157792 | Switch Brake Light | 2 | |
| 24 | 59198549 | Hose Assembly | 1 | 22.0" |
| 25 | 18005819 | Hose Assembly | 1 | 32.0" |
| 26 | 59281915 | Hose Assembly | 4 | 69.0" |
| 27 | 59281907 | Hose Assembly | 1 | 110.0" |
| 28 | 58880642 | Hose Assembly | 1 | 35.0" |
| 29 | 59281923 | Hose Assembly | 2 | 69.0" |
| 32 | 59408542 | Adapter | 2 | |
| 34 | 13305784 | Hose Assembly | 1 | 31.0" |

STABILIZER HYDRAULICS INSTALLATION - PRIOR S/N
189939 EXC S/N 187221, 189750, 189751 AND 189752 - 1 OF 3

Dwg D13280144/01/01



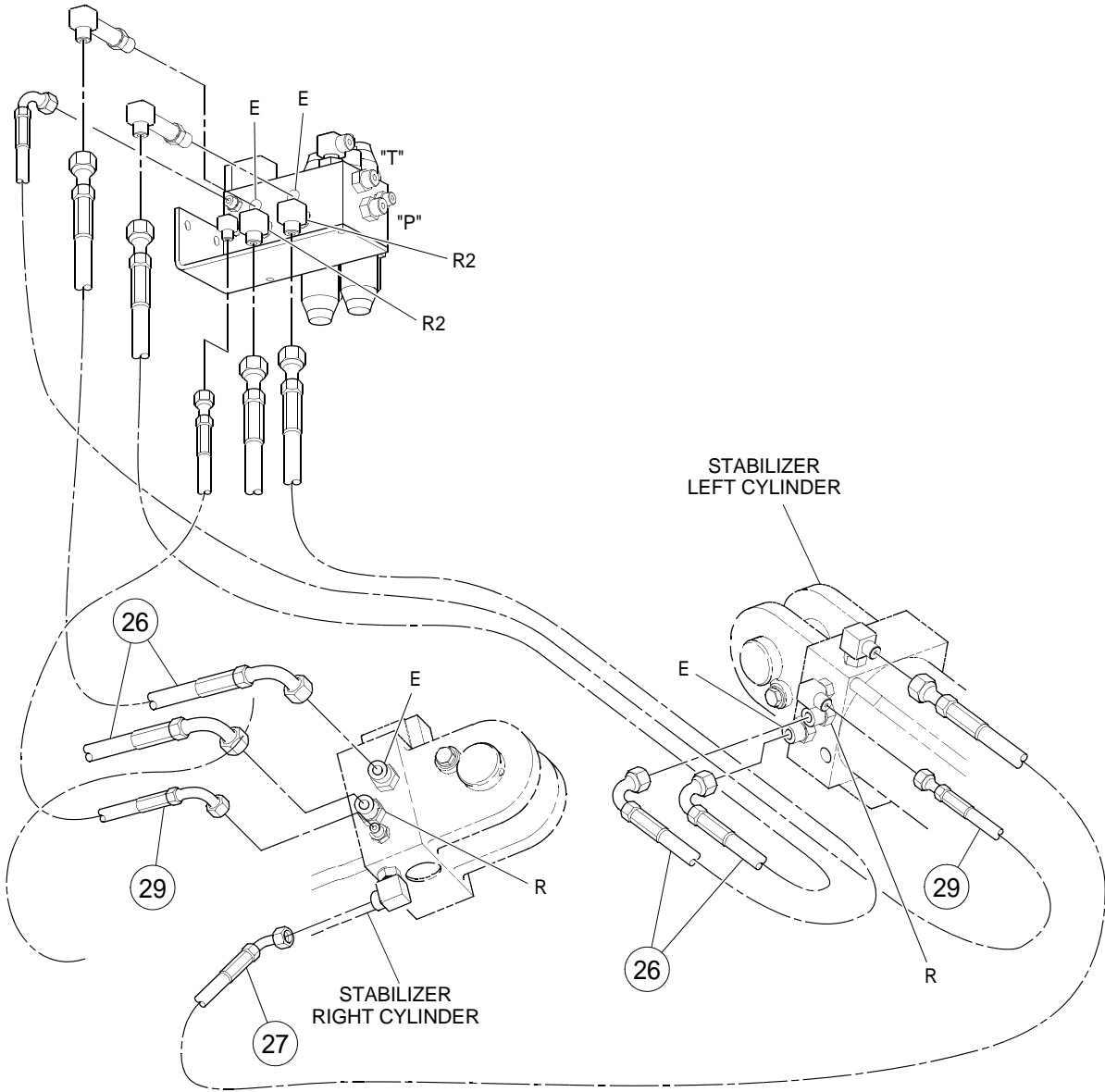
STABILIZER HYDRAULICS INSTALLATION - PRIOR S/N
189939 EXC S/N 187221, 189750, 189751 AND 189752 - 1 OF 3

BOM 13280144

| ITEM | COMM. NO. | DESCRIPTION | QTY | DIMENSIONS/NOTES |
|------|-----------|-----------------------------------|-----|-------------------------------|
| 1 | 13173331 | Stabilizer Valve | 1 | See Breakdown H - 122. |
| 2 | 59169185 | Manifold Mounting Bracket | 1 | |
| 3 | 96702287 | HHCS, Fully Threaded, Zinc Plated | 2 | M10 x 1.5 x 25 CI 8.8 |
| 4 | 96741046 | Flatwasher, Zinc Plated | 2 | M10 CI 200 |
| 5 | 59922898 | Adapter, 90° | 2 | |
| 6 | 96728787 | Hex Head Bolt, Zinc Plated | 2 | M8 x 1.25 x 120 CI 8.8 |
| 7 | 96712674 | Washer, Zinc Plated | 4 | M8 Hardened CI 10 |
| 8 | 96705009 | Locknut, Zinc Plated | 2 | M8 x 1.25 CI 8 |
| 9 | 59922807 | Adapter | 2 | |
| 10 | 59922542 | Adapter, Straight | 3 | |
| 11 | 59919670 | Adapter, Straight | 2 | |
| 12 | 59929182 | Adapter, Straight | 2 | |
| 14 | 59922864 | Adapter, 90° | 2 | |
| 15 | 59922823 | Adapter, 90° | 1 | |
| 16 | 59922419 | Adapter, Straight | 1 | |
| 21 | 59922492 | Adapter, Straight | 4 | |
| 32 | 59408542 | Adapter | 2 | |

STABILIZER HYDRAULICS INSTALLATION - PRIOR S/N
189939 EXC S/N 187221, 189750, 189751 AND 189752 - 2 OF 3

Dwg D13280144/01/02



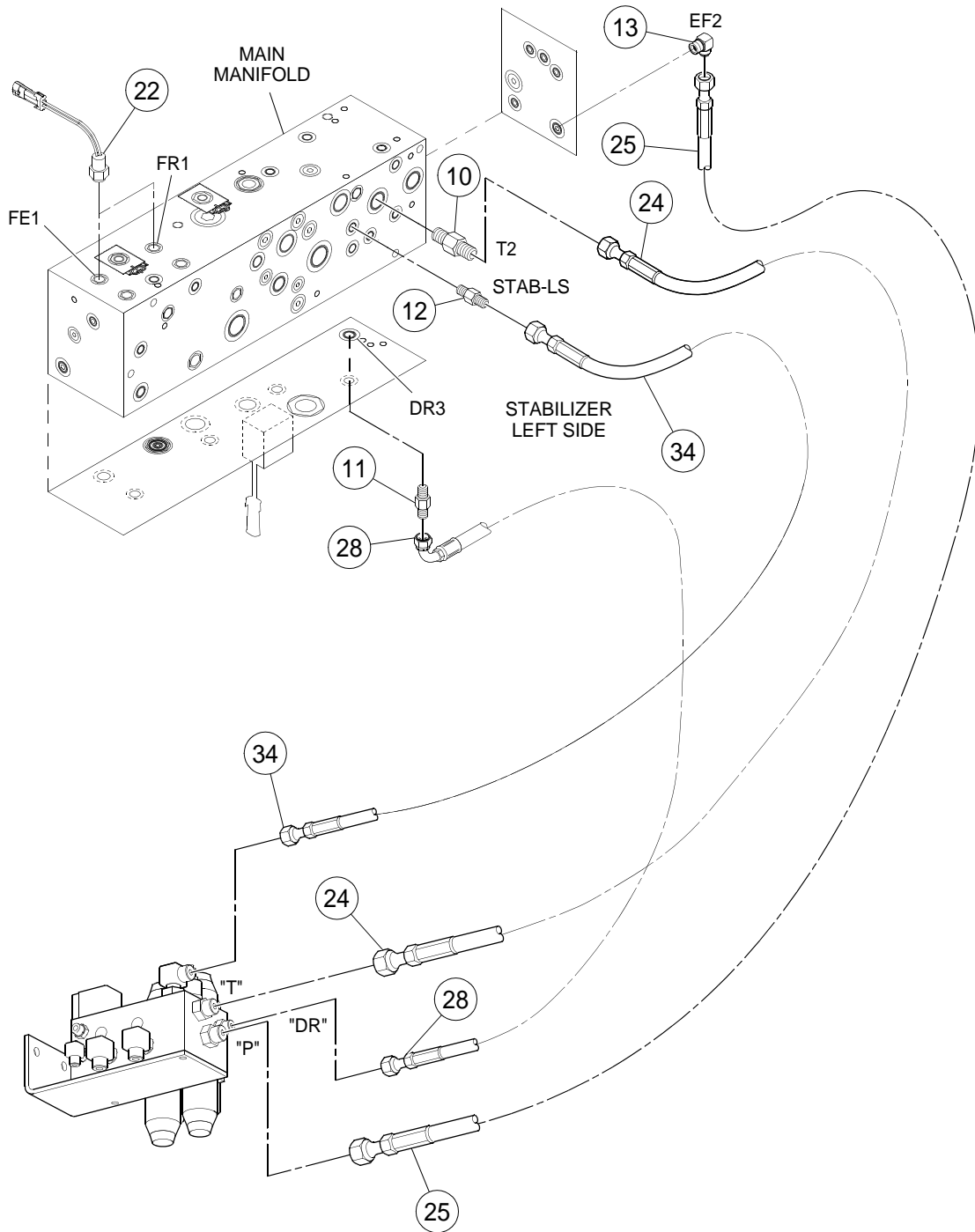
STABILIZER HYDRAULICS INSTALLATION - PRIOR S/N
189939 EXC S/N 187221, 189750, 189751 AND 189752 - 2 OF 3

BOM 13280144

| ITEM | COMM. NO. | DESCRIPTION | QTY | DIMENSIONS/NOTES |
|------|-----------|---------------|-----|------------------|
| 26 | 59281915 | Hose Assembly | 4 | 69.0" |
| 27 | 59281907 | Hose Assembly | 1 | 110.0" |
| 29 | 59281923 | Hose Assembly | 2 | 69.0" |

STABILIZER HYDRAULICS INSTALLATION - PRIOR S/N
189939 EXC S/N 187221, 189750, 189751 AND 189752 - 3 OF 3

Dwg D13280144/01/03



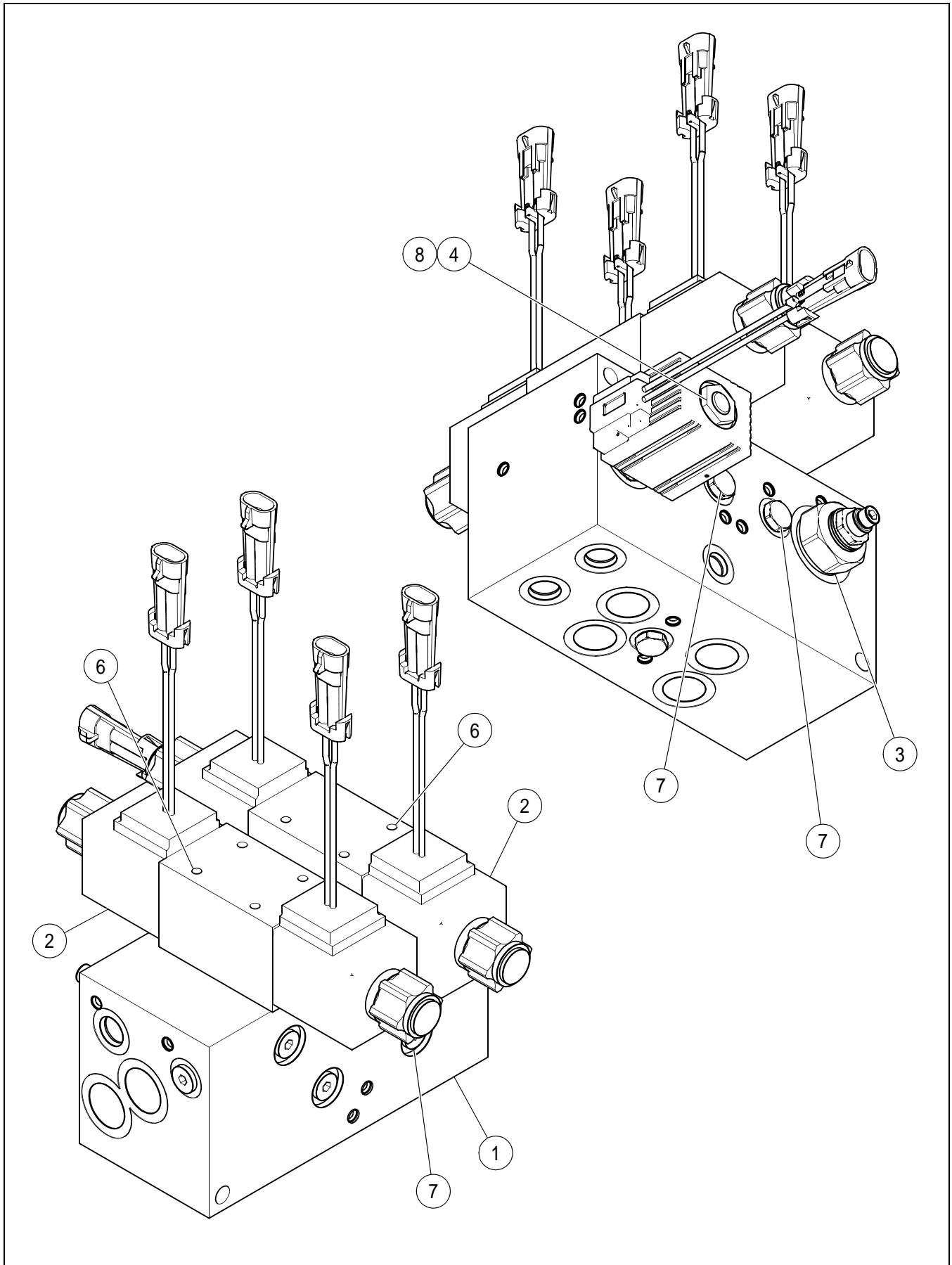
STABILIZER HYDRAULICS INSTALLATION - PRIOR S/N
 189939 EXC S/N 187221, 189750, 189751 AND 189752 - 3 OF 3

BOM 13280144

| ITEM | COMM. NO. | DESCRIPTION | QTY | DIMENSIONS/NOTES |
|------|-----------|--------------------|-----|------------------|
| 10 | 59922542 | Adapter, Straight | 3 | |
| 11 | 59919670 | Adapter, Straight | 2 | |
| 12 | 59929182 | Adapter, Straight | 2 | |
| 13 | 59922930 | Adapter | 1 | |
| 22 | 59157792 | Brake Light Switch | 2 | |
| 24 | 13305768 | Hose Assembly | 1 | 23.0" |
| 25 | 13305776 | Hose Assembly | 1 | 19.0" |
| 28 | 13079140 | Hose Assembly | 1 | 28.0" |
| 34 | 13305784 | Hose Assembly | 1 | 31.0" |

STABILIZER VALVE (13173331) - INTERNAL BREAKDOWN

Dwg 13173331/00



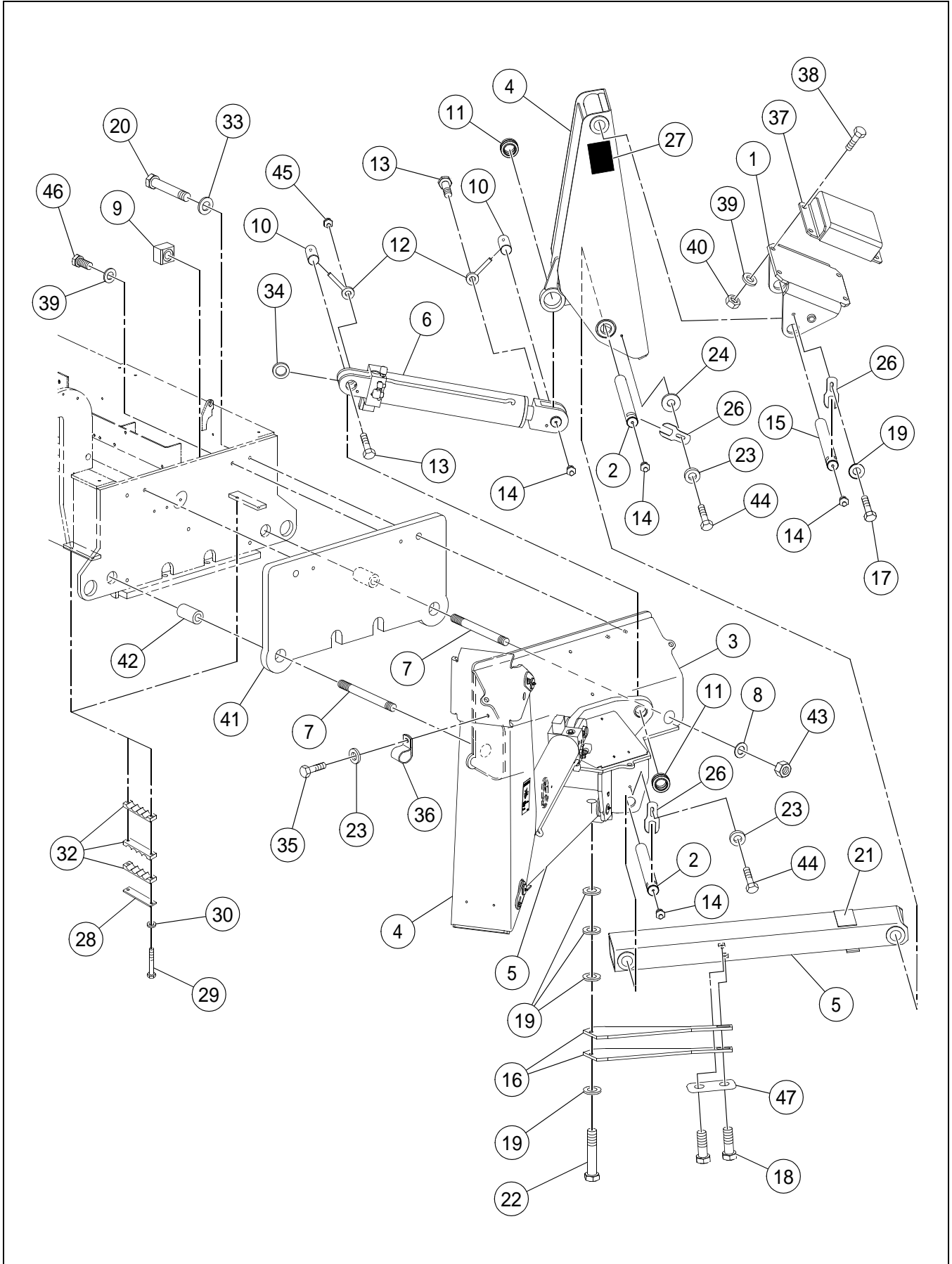
STABILIZER VALVE (13173331) - INTERNAL BREAKDOWN

BOM 13173331

| ITEM | COMM. NO. | DESCRIPTION | QTY | DIMENSIONS/NOTES |
|------|-----------|------------------------------|-----|------------------|
| 1 | 54729207 | Manifold | 1 | |
| 2 | 54729215 | Directional Valve | 2 | |
| 3 | 54729223 | Pressure Reducer (Not Shown) | 1 | |
| 4 | 54729231 | Directional Valve | 1 | |
| 6 | 54729249 | Bolt Kit | 2 | |
| 7 | 54729256 | Shuttle Valve | 3 | |
| - | 13269410 | - Seal Kit | 3 | |
| 8 | 54729264 | Coil, 12 VDC | 1 | |

STABILIZER ASSEMBLY - SHEET 1 OF 2

Dwg 1327751/08



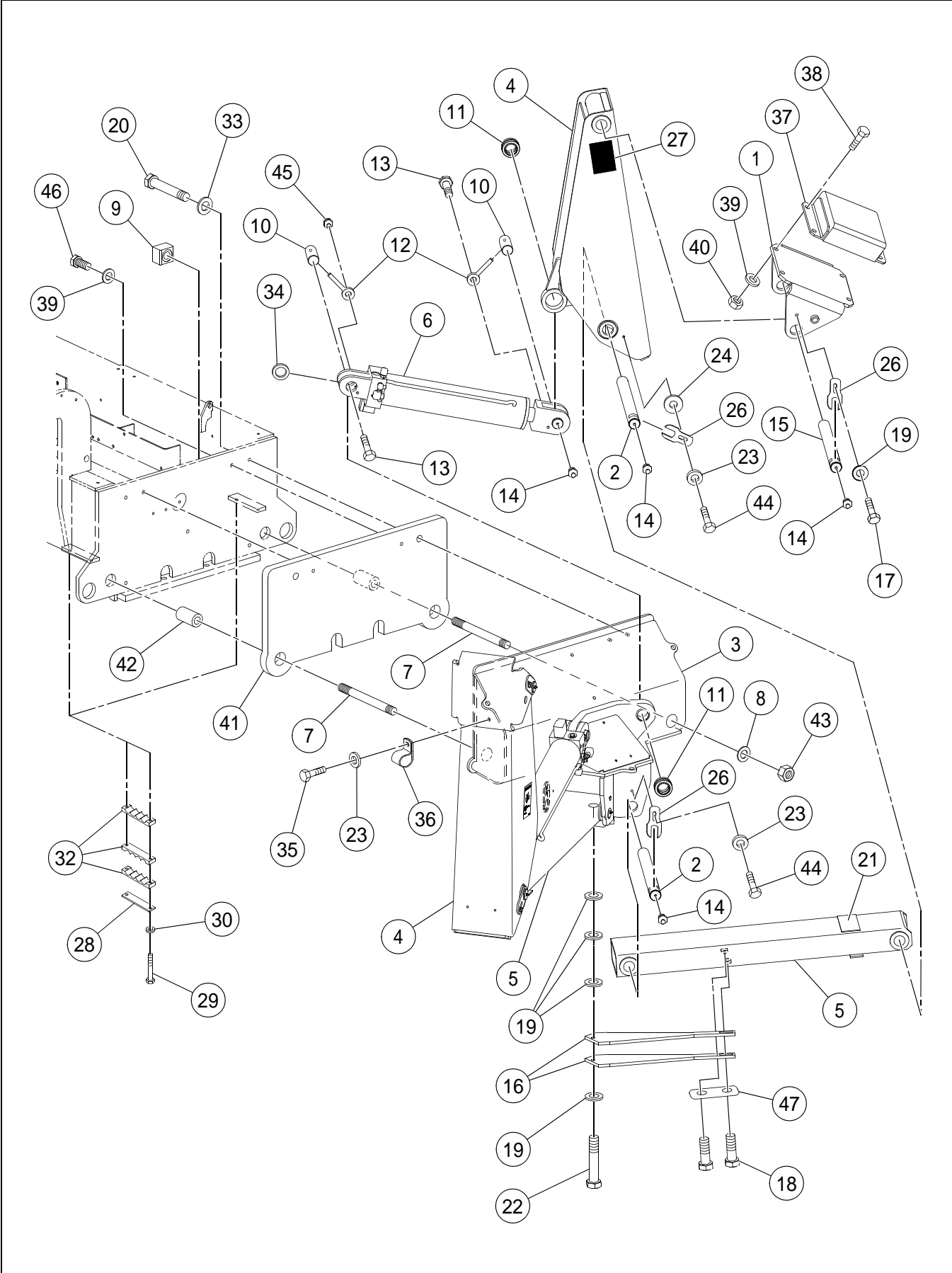
STABILIZER ASSEMBLY - SHEET 1 OF 2

BOM 1327751

| ITEM | COMM. NO. | DESCRIPTION | QTY | DIMENSIONS/NOTES |
|------|-----------|---|-----|-------------------------|
| 1 | 13161898 | Foot Pad | 2 | |
| 2 | 13279187 | Pin | 4 | |
| 3 | 13166277 | Stabilzer Base | 1 | |
| 4 | 13285994 | Swing Arm | 2 | |
| 5 | 13286034 | Support Arm | 2 | |
| 6 | 59221812 | Stabilizer Cylinder | 2 | |
| - | 59144295 | - PO Check Valve | 2 | |
| - | 59195669 | - Counterbalance Valve | 2 | |
| - | 59195644 | - Solenoid Valve | 2 | |
| - | 59195651 | - Solenoid | 2 | |
| - | 57181240 | - Locknut | 2 | |
| - | 13284120 | - Seal Kit | 2 | |
| 7 | 13168406 | Tension Rod | 2 | |
| 8 | 95987392 | Flatwasher, Zinc Plated | 2 | 1.125 Hardened |
| 9 | 59136879 | Nut | 2 | |
| 10 | 59276469 | Cylinder Pivot Pin | 4 | |
| 11 | 58951674 | Bearing | 4 | |
| 12 | 59455154 | Anchor | 4 | |
| 13 | 96702311 | HHCS, Zinc Plated | 4 | M12 x 1.75 x 30 CI 8.8 |
| 14 | 95201547 | Fitting | 10 | |
| 15 | 13285754 | Pin | 2 | |
| 16 | 59168005 | Springbar | 2 | |
| 17 | 96701495 | HHCS, Fully Threaded, Zinc Plated | 4 | M12 x 1.75 x 25 CI 8.8 |
| 18 | 96705595 | HHCS, Fully Threaded, Zinc Plated | 4 | M12 x 1.75 x 50 CI 8.8 |
| 19 | 96738596 | Flatwasher, Zinc Plated | 16 | M12 Hardened CI 200 |
| 20 | 96702600 | HHCS, Fully Threaded, Zinc Plated | 2 | M24 x 3.0 x 140 CI 10.9 |
| 21 | 13258249 | Wear Pad | 2 | |
| 22 | 96705637 | HHCS, Fully Threaded, Zinc Plated | 2 | M12 x 1.75 x 55 CI 8.8 |
| 23 | 96741046 | Flatwasher, Zinc Plated | 6 | M10 CI 200 |
| 24 | 96711833 | Flatwasher, Zinc Plated | 4 | M10 CI 10 |
| 25 | 96702287 | HHCS, Fully Threaded, Zinc Plated (Not Shown) | 4 | M10 x 1.5 x 25 CI 8.8 |
| 26 | 13279203 | Keeper Pin | 6 | |
| 27 | 58965526 | Decal: Crush Warning | 4 | |
| 28 | 13286083 | Cover Plate | 2 | |
| 29 | 96728142 | HHCS, Zinc Plated | 4 | M8 x 1.25 x 55 CI 10.9 |
| 30 | 96741038 | Flatwasher, Zinc Plated | 4 | M8 |
| 32 | 59475152 | Hose Clamp | 6 | |
| 33 | 96738646 | Flatwasher, Zinc Plated | 2 | M24 Hardened CI 200 |
| 34 | 59455261 | Race Thrust | 6 | |
| 35 | 96701479 | HHCS, Fully Threaded, Zinc Plated | 2 | M10 x 1.5 x 16 CI 8.8 |
| 36 | 95378873 | Hose Clamp | 2 | |
| 37 | 59285106 | Stabilizer Pad | 2 | |
| 38 | 96703129 | HHCS, Fully Threaded, Zinc Plated | 8 | M16 x 2 x 40 |
| 39 | 96701552 | Washer, Zinc Plated | 8 | M16 Hardened |
| 40 | 96703657 | Nut, Zinc Plated | 8 | M16 CI 10 |
| 41 | 13168356 | Front Ballast Plate | 1 | |
| 42 | 13168380 | Tube Stabilizer | 2 | |

STABILIZER ASSEMBLY - SHEET 2 OF 2

Dwg 1327751/08



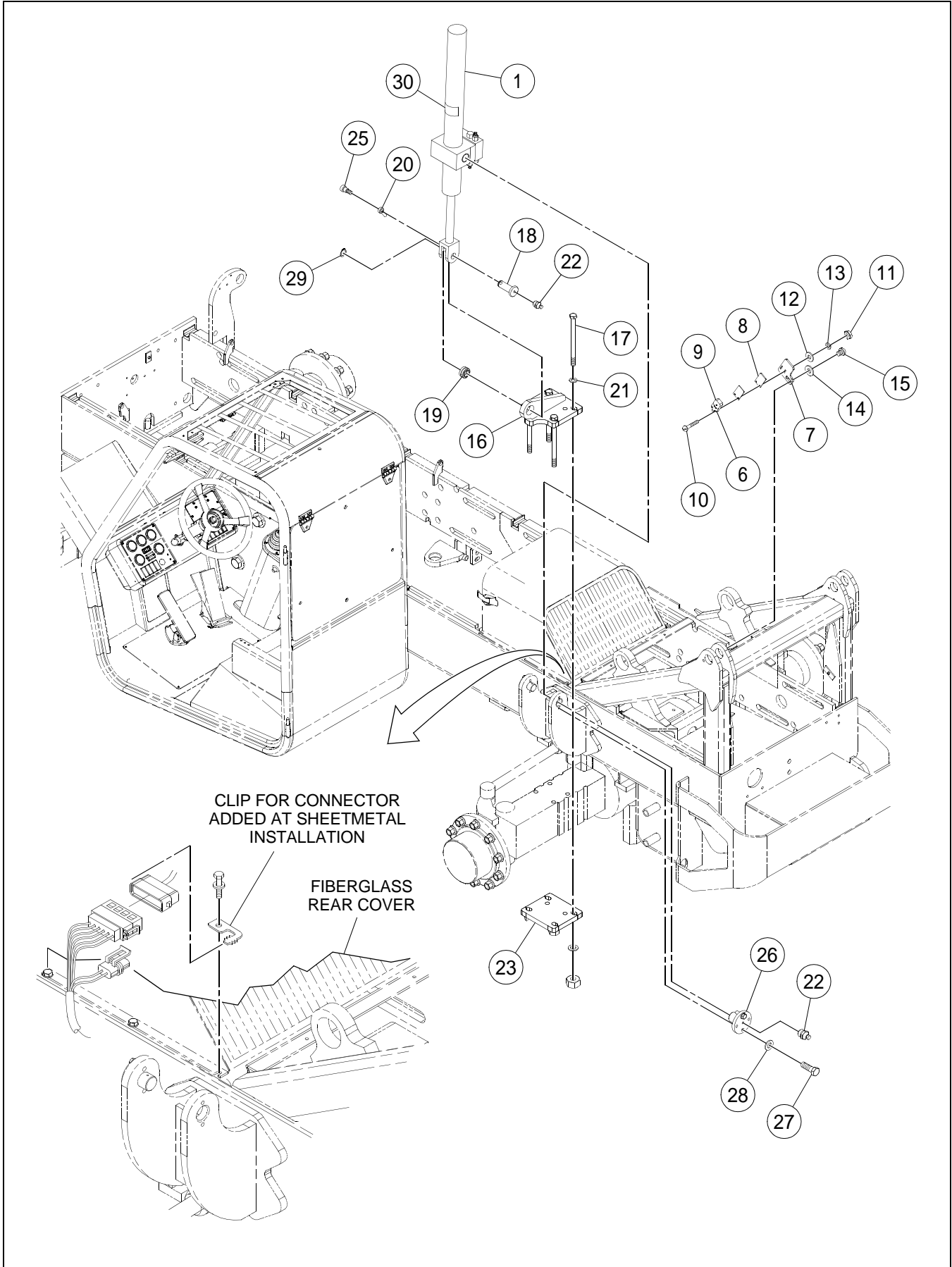
STABILIZER ASSEMBLY - SHEET 2 OF 2

BOM 1327751

| ITEM | COMM. NO. | DESCRIPTION | QTY | DIMENSIONS/NOTES |
|------|-----------|------------------------|-----|-----------------------|
| 43 | 59327932 | Hex Nut | 2 | 1 1/4 x 7 |
| 44 | 96702279 | HHCS, Zinc Plated | 2 | M10 x 1.5 x 20 Cl 8.8 |
| 45 | 95208971 | Fitting | 2 | |
| 46 | 96703962 | HHCS, Zinc Plated | 2 | M16 x 2 x 50 Cl 8.8 |
| 47 | 13320882 | Springbar Keeper Plate | 2 | |

REAR AXLE STABILIZER INSTALLATION - SHEET 1 OF 2

Dwg 13267539/03/01



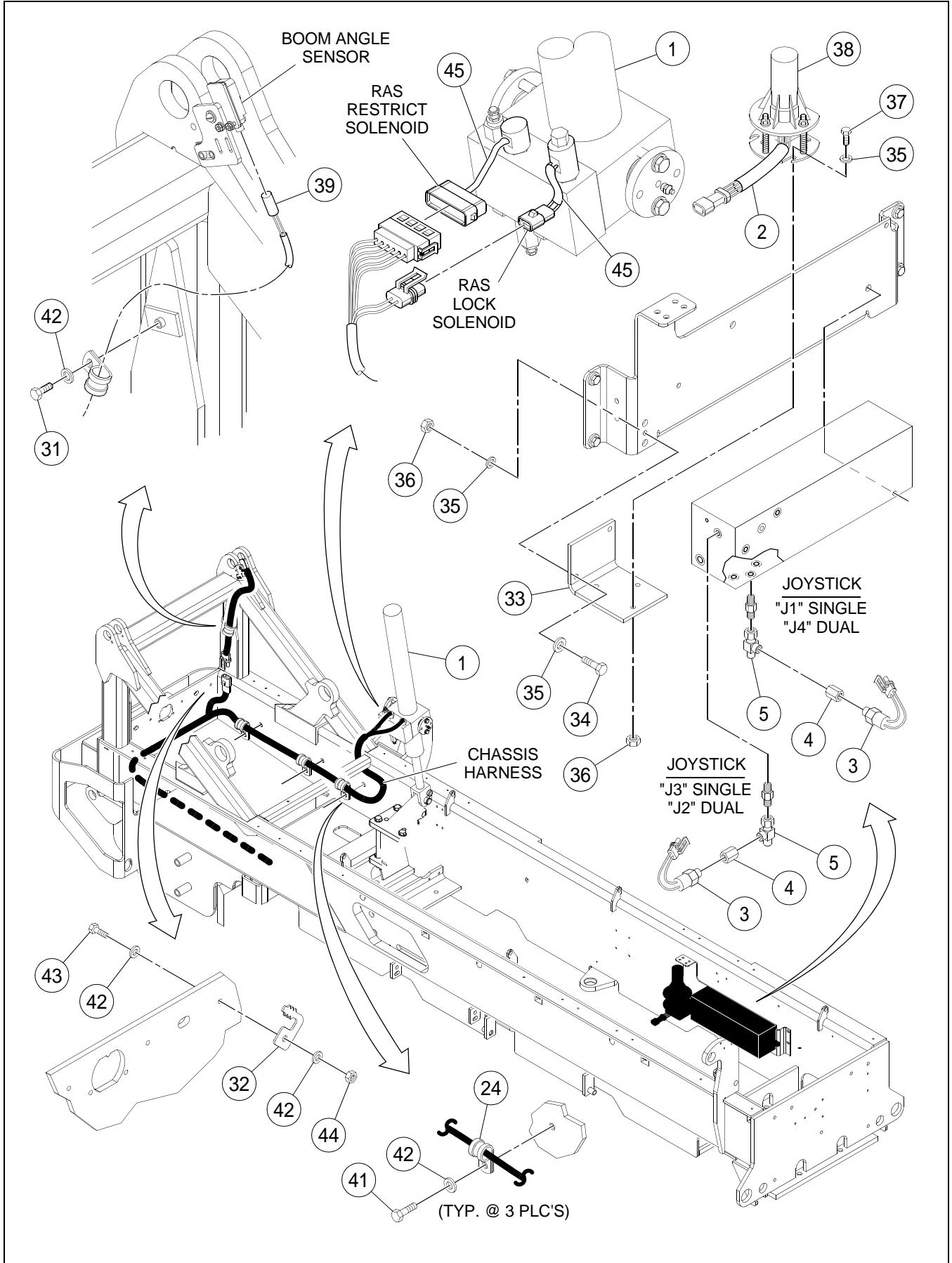
REAR AXLE STABILIZER INSTALLATION - SHEET 1 OF 2

BOM 13267539

| ITEM | COMM. NO. | DESCRIPTION | QTY | DIMENSIONS/NOTES |
|------|-----------|-----------------------------------|-----|-------------------------|
| 1 | 13173257 | RAS Cylinder | 1 | See Breakdown H - 132. |
| 6 | 59257691 | Inductive Sensor | 1 | |
| 7 | 13198312 | RAS Sensor Mounting Plate | 1 | |
| 8 | 59255968 | Shim | 2 | 3.4mm |
| 9 | 59255950 | Shim | 2 | 1.5mm |
| 10 | 96715073 | RCHNS, Zinc Plated | 2 | M4 x 0.7 x 35 CI 10.9 |
| 11 | 96703756 | Hex Nut, Zinc Plated | 2 | M4 x 0.7 CI 8 |
| 12 | 95922340 | Washer, Zinc Plated | 2 | #8 |
| 13 | 95931358 | Lockwasher | 2 | #8 |
| 14 | 95922324 | Flatwasher, Zinc Plated | 2 | 1/4 |
| 15 | 95958591 | Screw | 2 | 1/4 x 20 x 3/8 |
| 16 | 59265389 | Frame Level Mounting | 1 | |
| 17 | 96740337 | HSHCS, Zinc Plated | 4 | M20 x 2.5 x 260 CI 10.9 |
| 18 | 59272450 | Cylinder Pivot Pin | 1 | |
| 19 | 50268127 | Bearing | 1 | |
| 20 | 59455154 | Anchor | 1 | |
| 21 | 59565051 | Flatwasher | 4 | 3/4 |
| 22 | 95201547 | Fitting | 3 | |
| 23 | 59296319 | Base Plate | 1 | |
| 25 | 96743216 | SHSS, Zinc Plated | 1 | M10 x 1.5 x 12 CI 12.9 |
| 26 | 59269605 | RAS Cylinder Pin | 2 | |
| 27 | 96702329 | HHCS, Fully Threaded, Zinc Plated | 4 | M12 x 1.75 x 35 CI 8.8 |
| 28 | 96738596 | Flatwasher, Zinc Plated | 4 | M12 Hardened CI 200 |
| 29 | 95992608 | External Retaining Ring | 1 | |
| 30 | 59282483 | Decal: RAS Cylinder | 1 | |

REAR AXLE STABILIZER INSTALLATION - SHEET 2 OF 2

Dwg 13267539/03/02



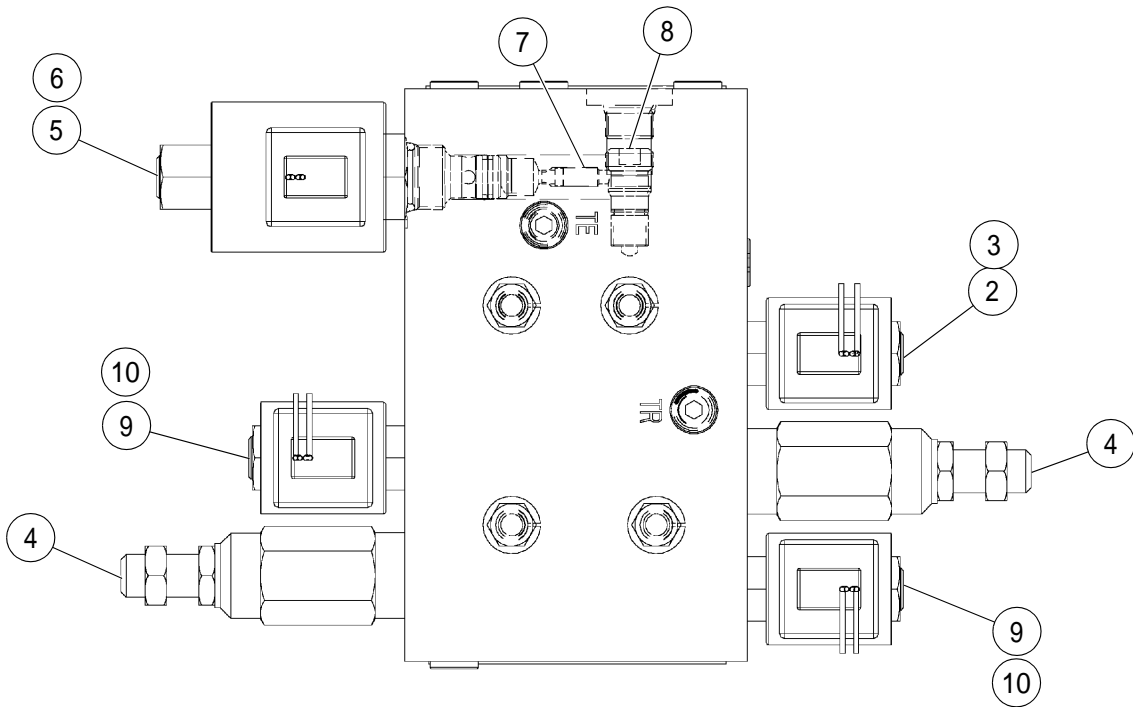
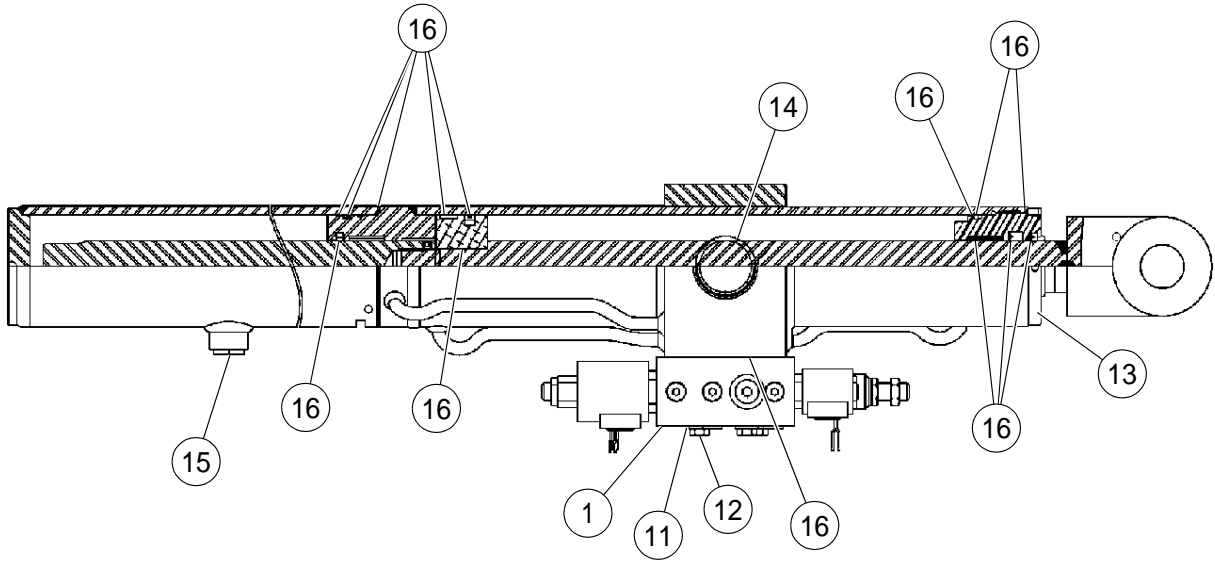
REAR AXLE STABILIZER INSTALLATION - SHEET 2 OF 2

BOM 13267539

| ITEM | COMM. NO. | DESCRIPTION | QTY | DIMENSIONS/NOTES |
|------|-----------|--|-----|------------------------|
| 1 | 13173257 | RAS Cylinder | 1 | See Breakdown H - 132. |
| 2 | 58948340 | Conduit | | |
| 3 | 59157792 | Brake Light Switch (Effective S/N 189939, Including S/N 187221, 189750, 189751 and 189752) | 2 | |
| - | 59157792 | Brake Light Switch (Prior to S/N 189939 Excluding S/N 187221, 189750, 189751 and 189752) | 2 | |
| 4 | 59149369 | Female Coupling | 2 | |
| 5 | 59918615 | Adapter | 2 | |
| 24 | 59020214 | Clamp | 3 | |
| 31 | 95920757 | HHCS | 1 | 5/16 x 18 x 1/2 |
| 32 | 59050740 | Connector Clip | 1 | |
| 33 | 13300272 | Level Sensor Mounting Plate | 1 | |
| 34 | 96701461 | HHCS, Fully Threaded, Zinc Plated | 2 | M6 x 1 x 25 CI 8.8 |
| 35 | 96741053 | Flatwasher, Zinc Plated (Effective S/N 189939, Including S/N 187221, 189750, 189751 and 189752) | 3 | M6 CI 200 |
| - | 96741053 | Flatwasher, Zinc Plated (Prior to S/N 189939 Excluding S/N 187221, 189750, 189751 and 189752) | 7 | M6 CI 200 |
| 36 | 96704598 | Hex Locknut, Zinc Plated (Effective S/N 189939, Including S/N 187221, 189750, 189751 and 189752) | 3 | M6 CI 8 |
| - | 96704598 | Hex Locknut, Zinc Plated (Prior to S/N 189939 Excluding S/N 187221, 189750, 189751 and 189752) | 5 | M6 CI 8 |
| 37 | 96704564 | HHCS, Fully Threaded, Zinc Plated | 3 | M6 x 1.0 x 20 CI 8.8 |
| 38 | 59272534 | Level Sensor | 1 | |
| 39 | 13305644 | Boom Angle Sensor Harness | 1 | |
| 40 | 59465658 | Clamp (Not Shown) | 1 | |
| 41 | 96702816 | HHCS, Fully Threaded, Zinc Plated | 3 | M8 x 1.25 x 16 CI 8.8 |
| 42 | 96741038 | Flatwasher | 6 | M8 x 1.25 CI 200 |
| 43 | 96702659 | HHCS, Fully Threaded, Zinc Plated | 1 | M8 x 1.25 x 25 CI 8.8 |
| 44 | 96701370 | Nut, Zinc Plated | 1 | M8 x 1.25 CI 8 |
| 45 | 59396366 | Loom | 2 | |

RAS CYLINDER (13173257) - INTERNAL BREAKDOWN

Dwg D13303342/00



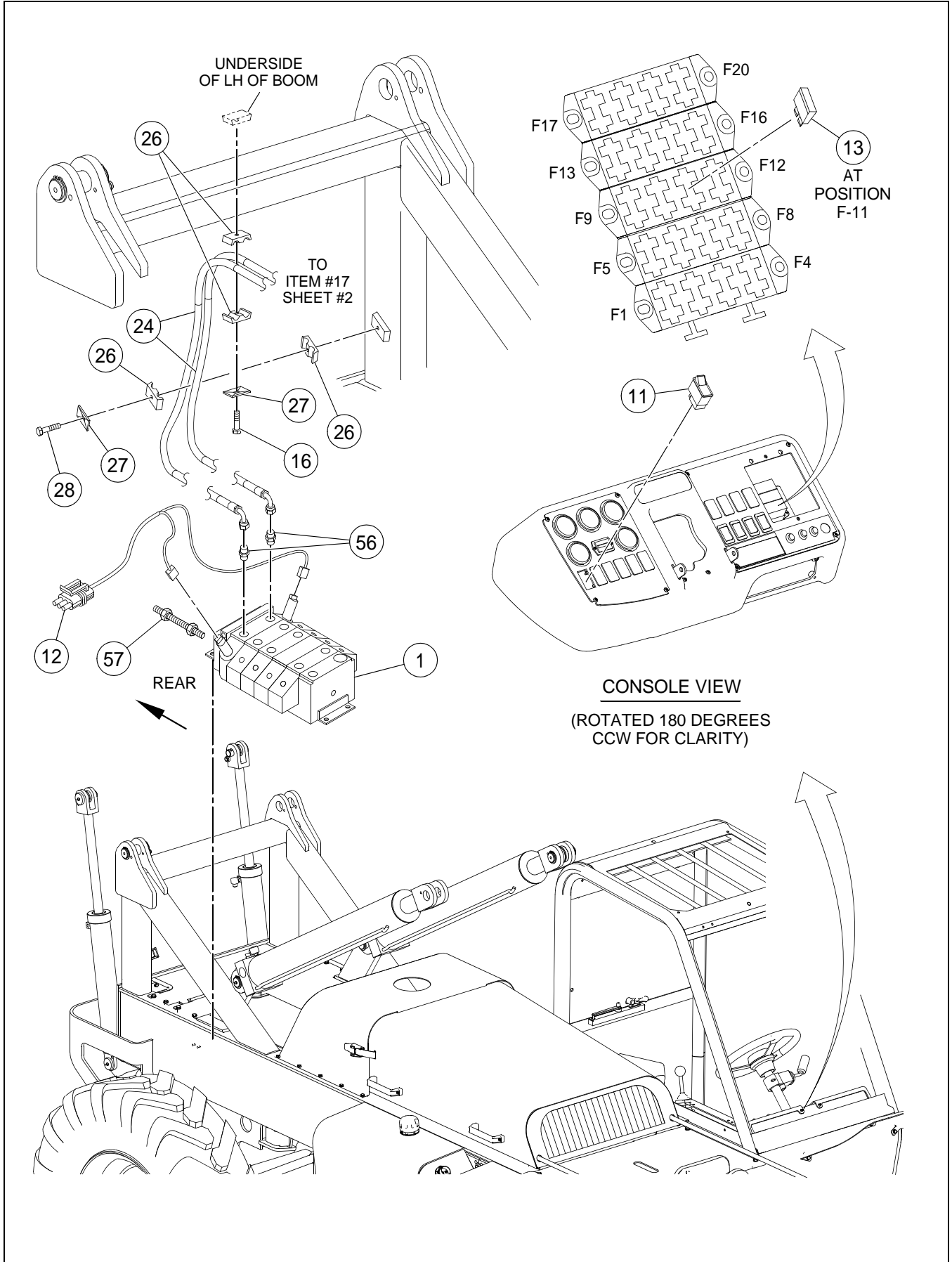
RAS CYLINDER (13173257) - INTERNAL BREAKDOWN

BOM 13173257

| ITEM | COMM. NO. | DESCRIPTION | QTY | DIMENSIONS/NOTES |
|------|-----------|----------------|-----|------------------|
| 1 | 54626783 | Manifold | 1 | |
| 2 | 59250563 | Solenoid Valve | 1 | |
| 3 | 54635560 | Coil | 1 | |
| 4 | 54626809 | Relief Valve | 2 | |
| 5 | 54626817 | Solenoid Valve | 1 | |
| 6 | 54635552 | Coil | 1 | |
| 7 | 59250530 | Check Valve | 1 | |
| 8 | 59250548 | Relief Valve | 1 | |
| 9 | 54626841 | Solenoid Valve | 2 | |
| 10 | 54635560 | Coil | 1 | |
| 11 | 54626858 | Lockwasher | 4 | |
| 12 | 54626866 | Capscrew | 4 | |
| 13 | 54626874 | O-ring | 1 | |
| 14 | 54626981 | Bushing | 2 | |
| 15 | 13228580 | Sight Gauge | 1 | |
| 16 | 59250647 | Seal Kit | 1 | |

SINGLE FUNCTION AUXILIARY HYDRAULICS - EFFECTIVE
WITH S/N 173893 - OPTIONAL - SHEET 1 OF 3

Dwg D13334644/03/01



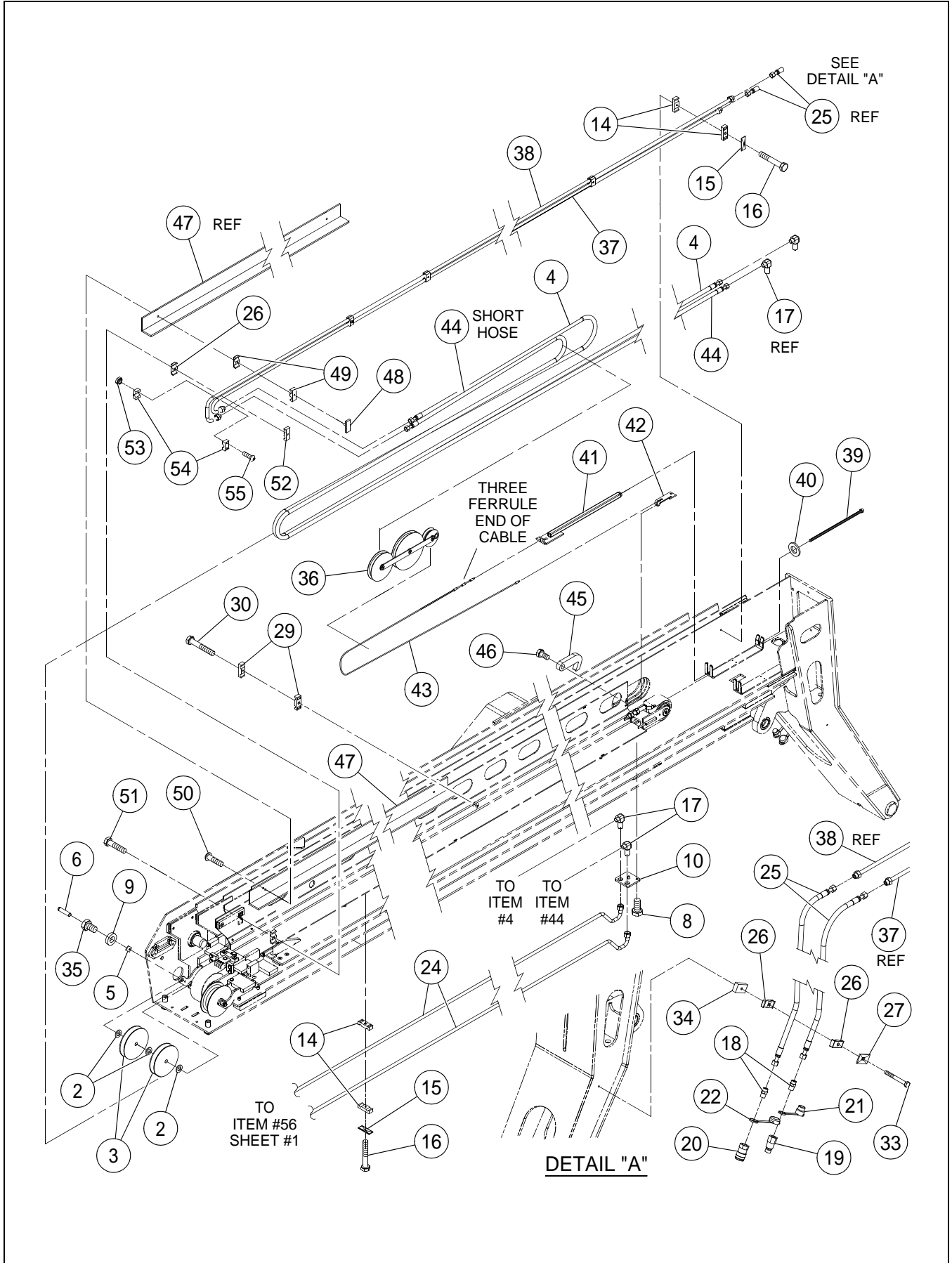
SINGLE FUNCTION AUXILIARY HYDRAULICS - EFFECTIVE
WITH S/N 173893 - OPTIONAL - SHEET 1 OF 3

BOM 13334636, 13334644

| ITEM | COMM. NO. | DESCRIPTION | QTY | DIMENSIONS/NOTES |
|------|-----------|--|-----|------------------------|
| 1 | NSVA | Lift/Crowd Valve Assembly - Dual Joysticks | 1 | See Page H - 144. |
| - | NSVA | Lift/Crowd Valve Assembly - Single Joystick | 1 | See Page H - 146. |
| 11 | 13280110 | Auxiliary Hydraulics Switch - Dual Joysticks | 1 | |
| 12 | 13305602 | Auxiliary Hydraulics Wire Harness | 1 | |
| 13 | 59325712 | Fuse | 1 | 10 Amp |
| 16 | 96702402 | HHCS, Zinc Plated | 5 | M8 x 1.25 x 50 CI 8.8 |
| 24 | 13220488 | Hose Assembly | 2 | 76.0" |
| 26 | 59746248 | Clamp | 6 | |
| 27 | 59583500 | Cover Plate | 2 | |
| 28 | 95920526 | HHCS, Zinc Plated | 2 | 5/16 x 18 x 1.75 Grd 8 |
| 56 | | This item not used with this Assembly | | |
| 57 | | This item not used with this Assembly | | |

SINGLE FUNCTION AUXILIARY HYDRAULICS - EFFECTIVE
WITH S/N 173893 - OPTIONAL - SHEET 2 OF 3

Dwg D13334644/03/02



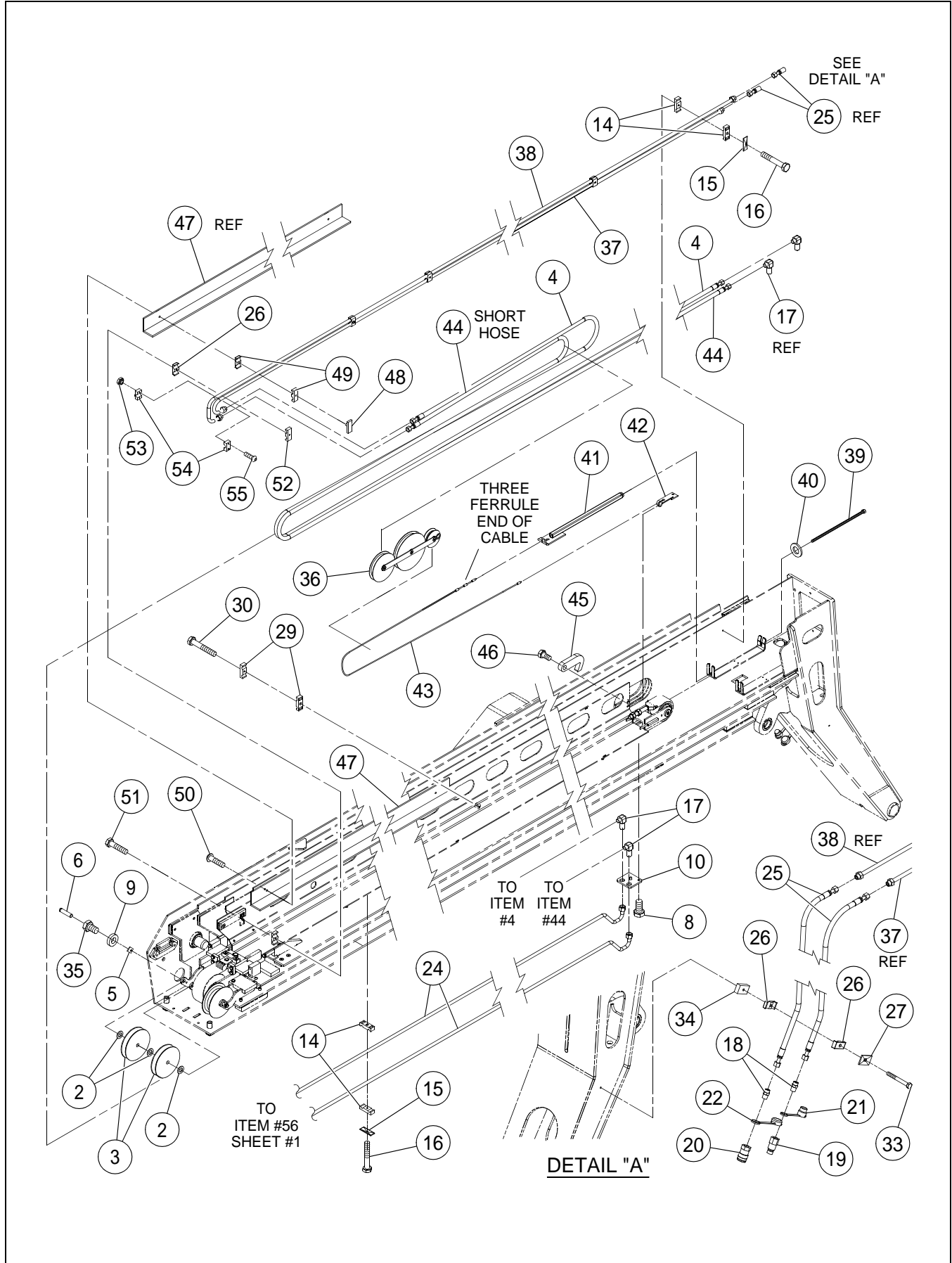
SINGLE FUNCTION AUXILIARY HYDRAULICS - EFFECTIVE
WITH S/N 173893 - OPTIONAL - SHEET 2 OF 3

BOM 13334636, 13334644

| ITEM | COMM. NO. | DESCRIPTION | QTY | DIMENSIONS/NOTES |
|-----------|-------------|-----------------------------------|----------|--------------------------|
| 2 | 59454991 | Thrust Washer | 3 | |
| 3 | 13334552 | Hose Sheave | 2 | |
| 4 | 13334602 | Hose Assembly | 1 | 402.0" |
| 5 | 59451393 | Keeper | 1 | |
| 6 | 59456376 | Pin | 1 | |
| 8 | 96702279 | HHCS, Fully Threaded, Zinc Plated | 2 | M10 x 1.5 x 20 CI 8.8 |
| 9 | 59565036 | Flatwasher | 1 | 3/8 Hardened |
| 10 | 13158548 | Bulkhead Plate | 1 | |
| 14 | 54525811 | Clamp | 6 | |
| 15 | 59607200 | Cover Plate | 4 | |
| 16 | 96702402 | HHCS, Zinc Plated | 5 | M8 x 1.25 x 50 CI 8.8 |
| 17 | 54503644 | Adapter | 2 | |
| 18 | 59903138 | Adapter | 2 | |
| 19 | 59096735 | Quick Disconnect Coupler | 1 | |
| 20 | 59096743 | Quick Disconnect Nipple | 1 | |
| 21 | 59096750 | Quick Connect Coupler Dust Cap | 1 | |
| 22 | 59096768 | Quick Connect Nipple Dust Cap | 1 | |
| 23 | 59269647 | Tube Assembly (Not Shown) | 2 | |
| 24 | 13337886 | Hose Assembly | 2 | 81.0" |
| 25 | 59197384 | Hose Assembly | 2 | 41.5" |
| 26 | 59746248 | Clamp | 6 | |
| 27 | 59583500 | Cover Plate | 2 | |
| 29 | 59583518 | Clamp | 2 | |
| 30 | 96740030 | HSBHCS | 1 | M8 x 1.25 x 45 CI 10.9 |
| 33 | 96715131 | HHCS, Zinc Plated | 1 | M8 x 1.25 x 70 CI 8.8 |
| 34 | 59271023 | Stand-off Hose Mount | 1 | |
| 35 | 96701479 | HHCS, Fully Threaded, Zinc Plated | 1 | M10 x 1.5 x 16 CI 8.8 |
| 36 | NSVA | Tandem Sheave Assembly | 1 | See Page H - 156. |
| 37 | 59299099 | Inner Tube | 1 | |
| 38 | 59299081 | Outer Tube | 1 | |
| 39 | 59276824 | Rod | 1 | |
| 40 | 96738596 | Flatwasher, Zinc Plated | 1 | M12 Hardened CI 200 |
| 41 | 59276733 | Cable Adjuster | 1 | |
| 42 | 13322631 | Stop Cable | 1 | |
| 43 | 59298406 | Cable | 1 | |
| 44 | 13484084 | Hose Assembly | 1 | 383.0" |
| 45 | 13334560 | Pull Pin | 1 | |
| 46 | 96741053 | Flatwasher, Zinc Plated | 1 | M6 CI 200 |
| 47 | 13185038 | Hose Shield | 1 | |
| 48 | 59583427 | Plate | 3 | |
| 49 | 59583468 | Insert Clamp | 8 | |
| 50 | 96741129 | HSBHCS | 3 | M8 x 30 |
| 51 | 96702261 | HHCS, Fully Threaded, Zinc Plated | 2 | M8 x 1.25 x 35 CI 8.8 |
| 52 | 13329719 | Hose Clamp | 1 | |
| 53 | 96704341 | Nut | 1 | M6 x 1 |
| 54 | 13334586 | Loop Clamp | 1 | |

SINGLE FUNCTION AUXILIARY HYDRAULICS - EFFECTIVE
WITH S/N 173893 - OPTIONAL - SHEET 3 OF 3

Dwg D13334644/03/02



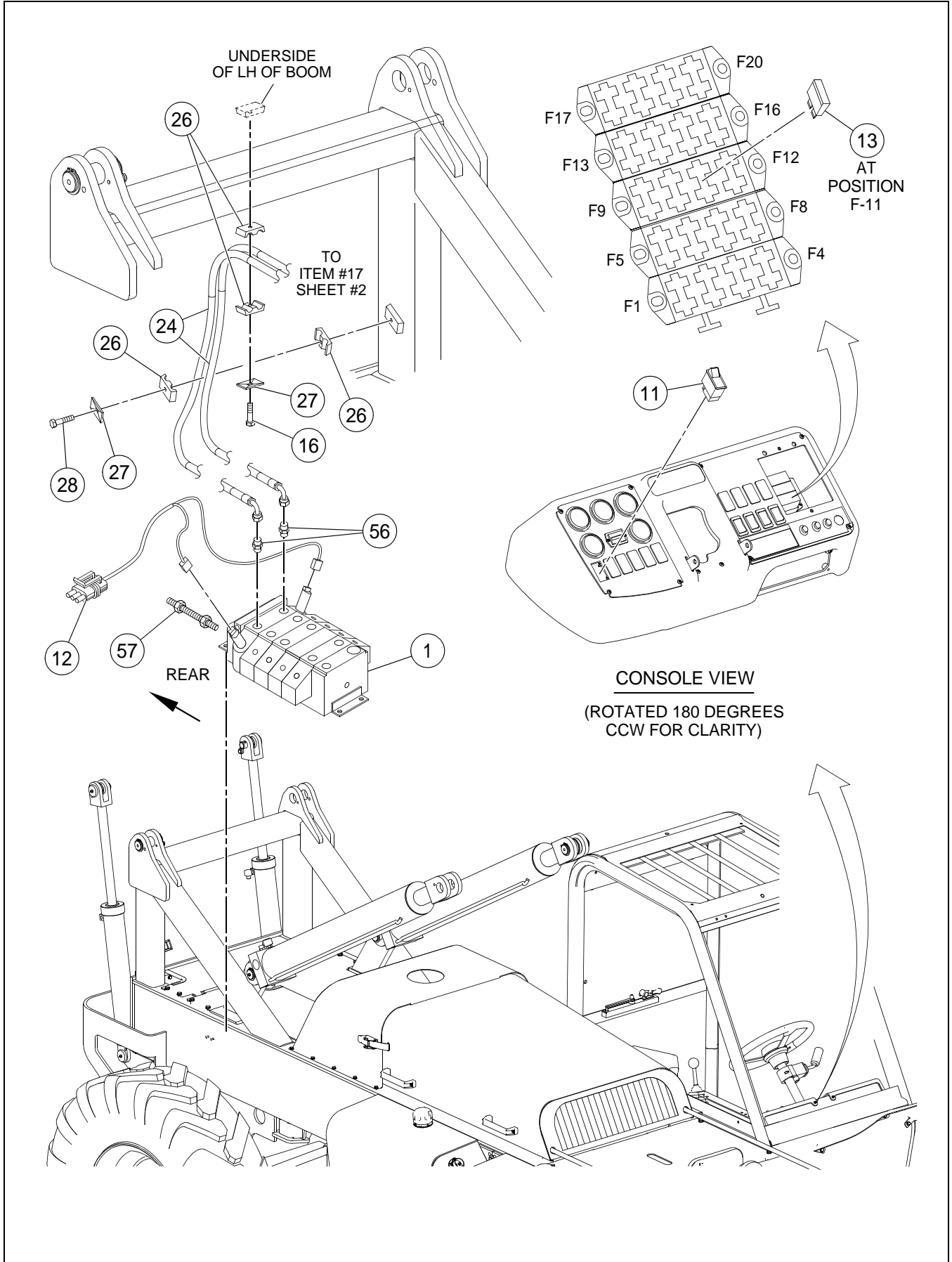
SINGLE FUNCTION AUXILIARY HYDRAULICS - EFFECTIVE
WITH S/N 173893 - OPTIONAL - SHEET 3 OF 3

BOM 13334636, 13334644

| ITEM | COMM. NO. | DESCRIPTION | QTY | DIMENSIONS/NOTES |
|------|-----------|---------------------------------------|-----|----------------------|
| 55 | 96718689 | HSBHCS | 1 | M6 x 1.0 x 20 Grd A2 |
| 58 | 96720172 | SHCS (Not Shown) | 1 | M8 x 1.25 x 20 |
| 59 | 13329701 | Hose Clamp (Not Shown) | 1 | |
| 60 | 13388384 | Shim Bulkhead Plate (Single Joystick) | 1 | |

SINGLE FUNCTION AUXILIARY HYDRAULICS - PRIOR TO S/
N 173893 - OPTIONAL - SHEET 1 OF 2

Dwg D13265301/00/01



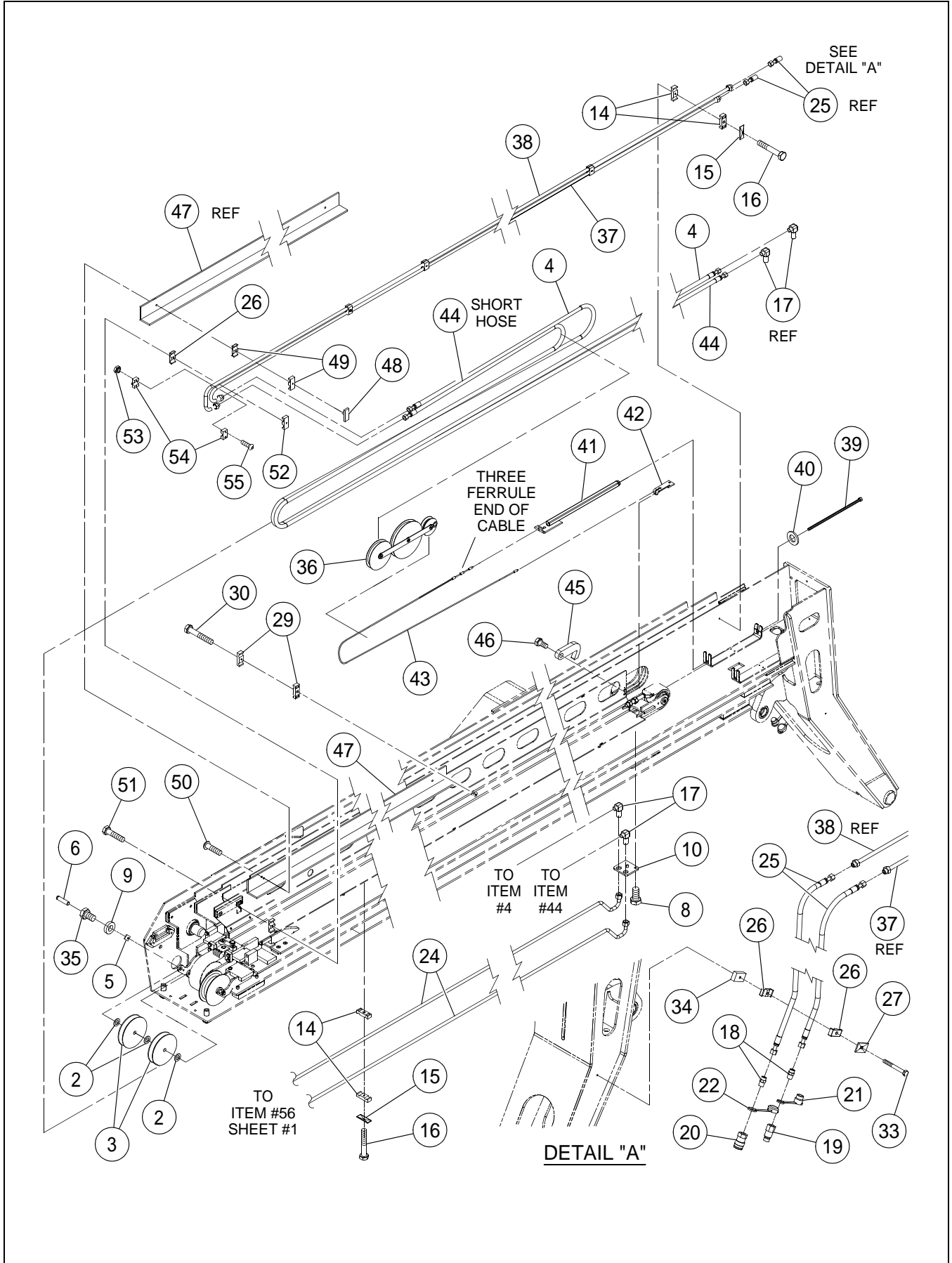
SINGLE FUNCTION AUXILIARY HYDRAULICS - PRIOR TO S/
N 173893 - OPTIONAL - SHEET 1 OF 2

BOM 13265301, 13280748

| ITEM | COMM. NO. | DESCRIPTION | QTY | DIMENSIONS/NOTES |
|------|-----------|--|-----|------------------------|
| 1 | 13264650 | Auxiliary Manifold | 1 | |
| 11 | 13280110 | Auxiliary Hydraulics Switch - Dual Joysticks | 1 | |
| 12 | 13305602 | Auxiliary Hydraulics Wire Harness | 1 | |
| 13 | 59325712 | Fuse | 1 | 10 Amp |
| 16 | 96702402 | HHCS, Zinc Plated | 5 | M8 x 1.25 x 50 CI 8.8 |
| 24 | 13220488 | Hose Assembly | 2 | 76.0" |
| 26 | 59746248 | Clamp | 7 | |
| 27 | 59583500 | Cover Plate | 2 | |
| 28 | 95920526 | HHCS, Zinc Plated | 2 | 5/16 x 18 x 1.75 Grd 8 |
| 56 | 59922518 | Adapter, Straight | 2 | |
| 57 | 13307178 | Tie Bolt Kit | 1 | |

SINGLE FUNCTION AUXILIARY HYDRAULICS - PRIOR TO S/
N 173893 - OPTIONAL - SHEET 2 OF 2

Dwg D13265301/00/02



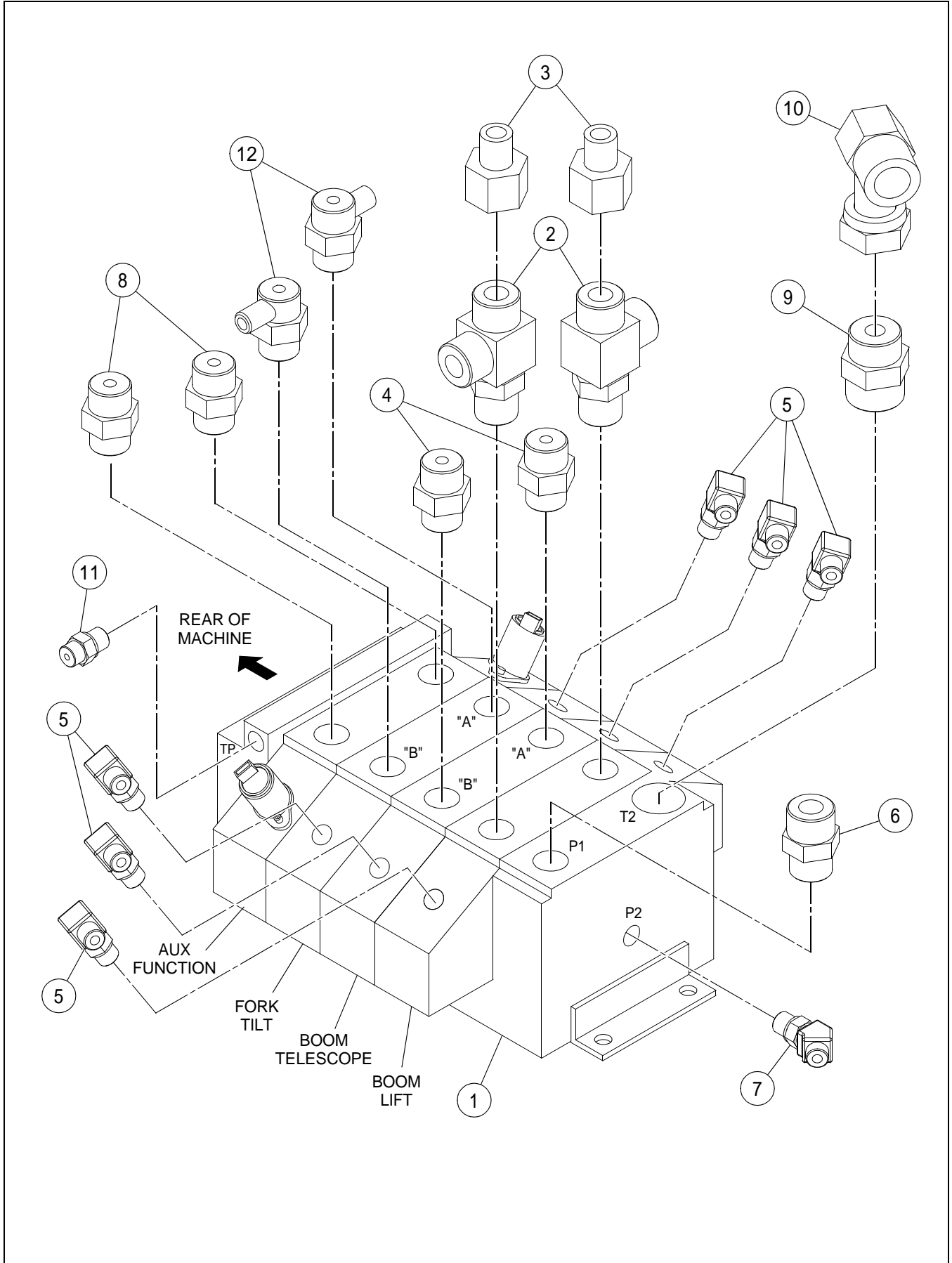
SINGLE FUNCTION AUXILIARY HYDRAULICS - PRIOR TO S/
N 173893 - OPTIONAL - SHEET 2 OF 2

BOM 13265301, 13280748

| ITEM | COMM. NO. | DESCRIPTION | QTY | DIMENSIONS/NOTES |
|-----------|-------------|---------------------------------------|----------|--------------------------|
| 2 | 59454991 | Thrust Washer | 3 | |
| 3 | 13334552 | Hose Sheave | 2 | |
| 4 | 54534144 | Hose Assembly | 1 | 573.0" |
| 5 | 59451393 | Keeper | 1 | |
| 6 | 59456376 | Pin | 1 | |
| 8 | 96702279 | HHCS, Fully Threaded, Zinc Plated | 2 | M10 x 1.5 x 20 CI 8.8 |
| 9 | 59565036 | Flatwasher | 1 | 3/8 Hardened |
| 10 | 13158548 | Bulkhead Plate | 1 | |
| 14 | 54525811 | Clamp | 8 | |
| 15 | 59607200 | Cover Plate | 4 | |
| 16 | 96702402 | HHCS, Zinc Plated | 5 | M8 x 1.25 x 50 CI 8.8 |
| 17 | | This item not used with this Assembly | | |
| 18 | 59903138 | Adapter | 2 | |
| 19 | 59096735 | Quick Disconnect Coupler | 1 | |
| 20 | 59096743 | Quick Disconnect Nipple | 1 | |
| 21 | 59096750 | Quick Connect Coupler Dust Cap | 1 | |
| 22 | 59096768 | Quick Connect Nipple Dust Cap | 1 | |
| 23 | 59269647 | Tube Assembly (Not Shown) | 2 | |
| 24 | 13220488 | Hose Assembly | 2 | 76.0" |
| 25 | 59197384 | Hose Assembly | 2 | 41.5" |
| 26 | 59746248 | Clamp | 7 | |
| 27 | 59583500 | Cover Plate | 2 | |
| 29 | 59583518 | Clamp | 2 | |
| 30 | 96740030 | HSBHCS | 1 | M8 x 1.25 x 45 CI 10.9 |
| 33 | 96715131 | HHCS, Zinc Plated | 1 | M8 x 1.25 x 70 CI 8.8 |
| 34 | 59271023 | Stand-off Hose Mount | 1 | |
| 35 | 96701479 | HHCS, Fully Threaded, Zinc Plated | 1 | M10 x 1.5 x 16 CI 8.8 |
| 36 | NSVA | Tandem Sheave Assembly | 1 | See Page H - 156. |
| 37 | 59299099 | Inner Tube | 1 | |
| 38 | 59299081 | Outer Tube | 1 | |
| 39 | 59276824 | Rod | 1 | |
| 40 | 96738596 | Flatwasher, Zinc Plated | 1 | M12 Hardened CI 200 |
| 41 | 59276733 | Cable Adjuster | 1 | |
| 42 | 59298943 | Stop Cable | 1 | |
| 43 | 59298406 | Cable | 1 | |
| 44 | 54616545 | Hose Assembly | 1 | 355.0" |
| 45 | 59214270 | Hitch Pin | 1 | |
| 46 | 96705249 | HHCS, Fully Threaded, Zinc Plated | 1 | M5 x 0.8 x 10 CI 8.8 |
| 47 | 13185038 | Hose Shield | 1 | |
| 48 | 59583427 | Plate | 3 | |
| 49 | 59583468 | Insert Clamp | 8 | |
| 50 | 96741129 | BHCS | 3 | M8 x 30 |
| 51 | 96702261 | HHCS, Fully Threaded, Zinc Plated | 2 | M8 x 1.25 x 35 CI 8.8 |
| 52 | 13158357 | Tube Clamp | 1 | |
| 53 | 96704341 | Nut | 2 | M6 x 1 |
| 54 | 59587824 | Insert Clamp | 2 | |
| 55 | 96718689 | HSBHCS | 2 | M6 x 1.0 x 20 Grd A2 |

LIFT/CROWD VALVE ASSEMBLY - DUAL JOYSTICKS

Dwg D13334420/00



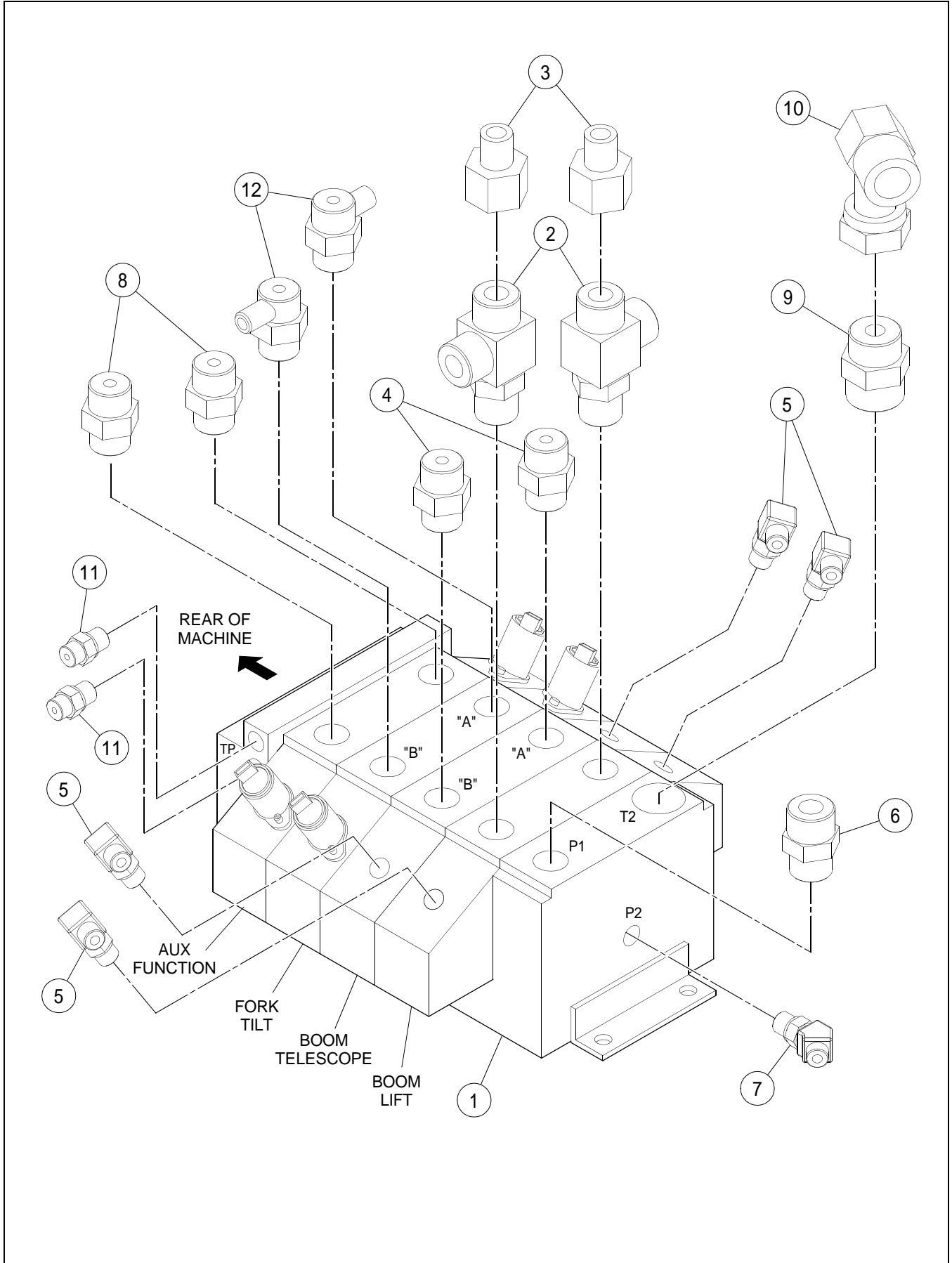
LIFT/CROWD VALVE ASSEMBLY - DUAL JOYSTICKS

BOM 13334420

| ITEM | COMM. NO. | DESCRIPTION | QTY | DIMENSIONS/NOTES |
|------|-----------|----------------------|-----|------------------|
| 1 | 13315395 | Crowd and Lift Valve | 1 | |
| 2 | 59923094 | Adapter | 2 | |
| 3 | 59924027 | Reducer | 2 | |
| 4 | 59922559 | Adapter | 2 | |
| 5 | 59922823 | Adapter, 90° | 6 | |
| 6 | 59922591 | Adapter | 1 | |
| 7 | 59922211 | Adapter, 45° | 1 | |
| 8 | 59922518 | Adapter, Straight | 2 | |
| 10 | 59923490 | Adapter | 1 | |
| 11 | 59922419 | Adapter, Straight | 1 | |
| 12 | 59409193 | Adapter | 2 | |

LIFT/CROWD VALVE ASSEMBLY - SINGLE JOYSTICK

Dwg 13334438/01



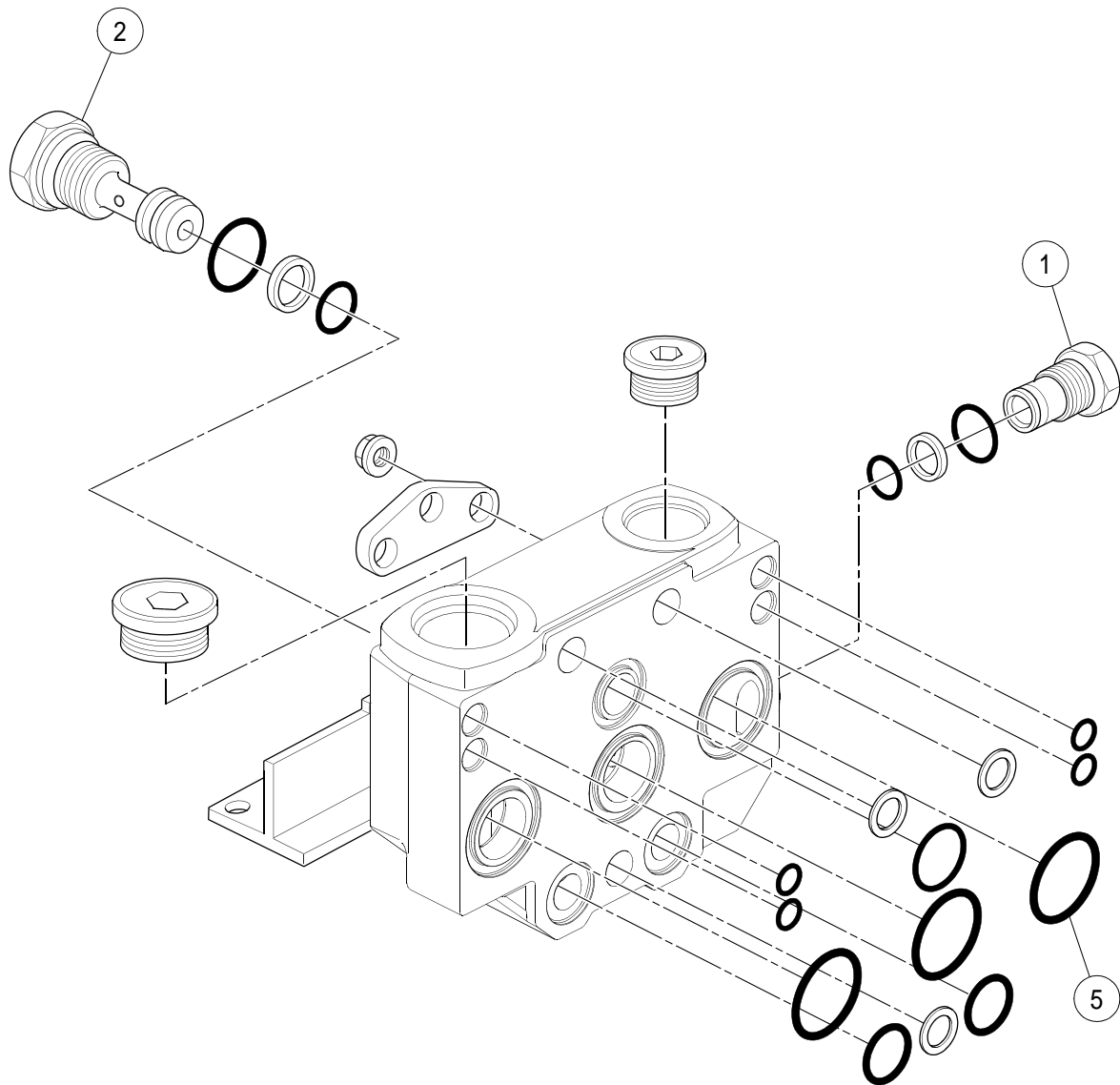
LIFT/CROWD VALVE ASSEMBLY - SINGLE JOYSTICK

BOM 13334438

| ITEM | COMM. NO. | DESCRIPTION | QTY | DIMENSIONS/NOTES |
|------|-----------|-------------------|-----|------------------------|
| 1 | 13315379 | Lift/Crowd Valve | 1 | See Breakdown H - 148. |
| 2 | 59923094 | Adapter | 2 | |
| 3 | 59924027 | Reducer | 2 | |
| 4 | 59922559 | Adapter | 2 | |
| 5 | 59922823 | Adapter, 90° | 4 | |
| 6 | 59922591 | Adapter | 1 | |
| 7 | 59922211 | Adapter, 45° | 1 | |
| 8 | 59922518 | Adapter, Straight | 2 | |
| 9 | 59922641 | Adapter, Straight | 1 | |
| 10 | 59923490 | Adapter | 1 | |
| 11 | 59922419 | Adapter, Straight | 2 | |
| 12 | 59409193 | Adapter | 2 | |

LIFT/CROWD VALVE (13315379) - SINGLE JOYSTICK -
INTERNAL BREAKDOWN - SHEET 1 OF 4

Dwg 13264635/00/01



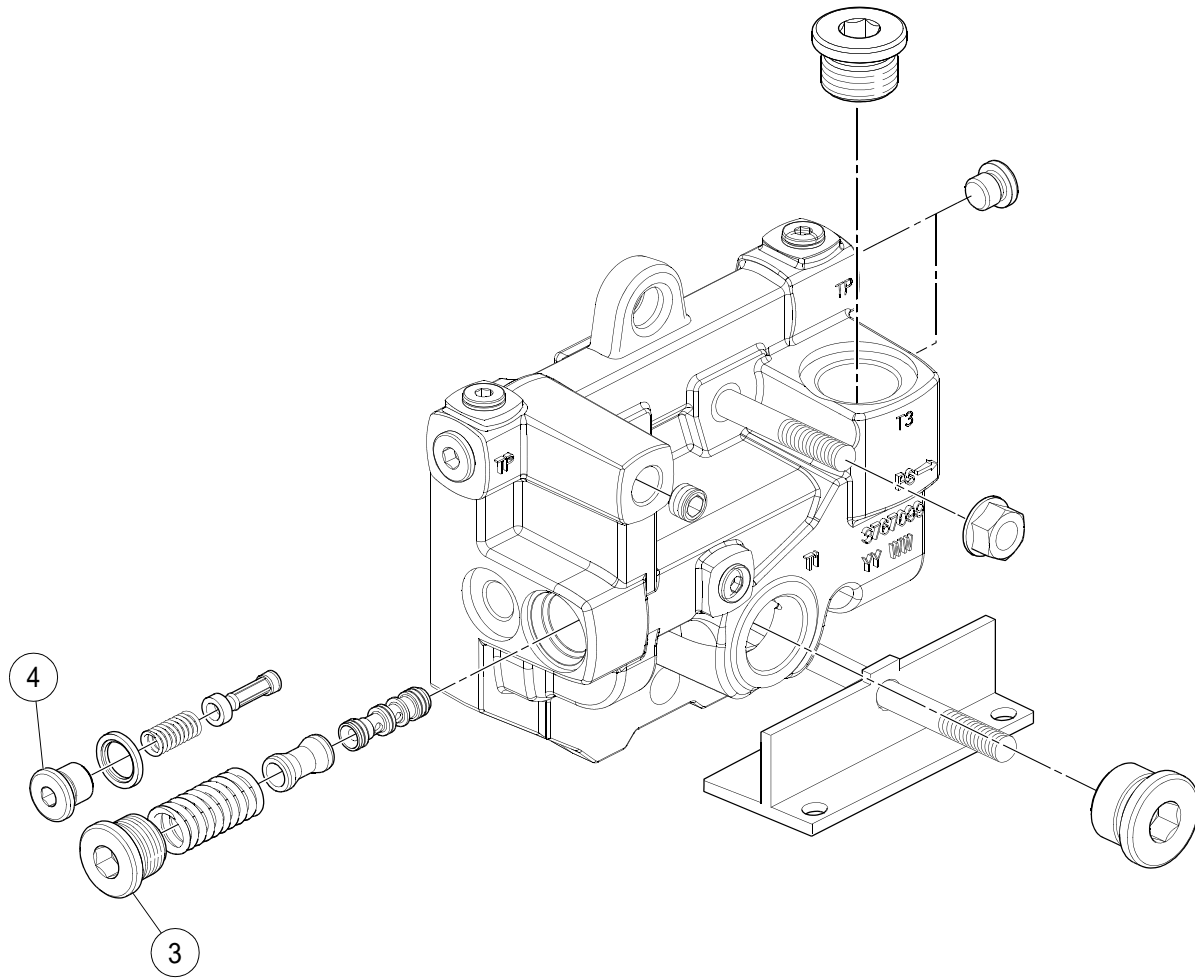
LIFT/CROWD VALVE (13315379) - SINGLE JOYSTICK -
INTERNAL BREAKDOWN - SHEET 1 OF 4

BOM 13315379

| ITEM | COMM. NO. | DESCRIPTION | QTY | DIMENSIONS/NOTES |
|------|-----------|-----------------------|-----|------------------|
| 1 | 13510441 | Plug | 1 | |
| - | 13510458 | - Seal Kit | 1 | |
| 2 | 13510466 | Adaptor | 1 | |
| - | 13510474 | - Seal Kit | 1 | |
| 5 | 13510508 | Intersection Seal Kit | 1 | |

LIFT/CROWD VALVE (13315379) - SINGLE JOYSTICK -
INTERNAL BREAKDOWN - SHEET 2 OF 4

Dwg 13264635/00/02



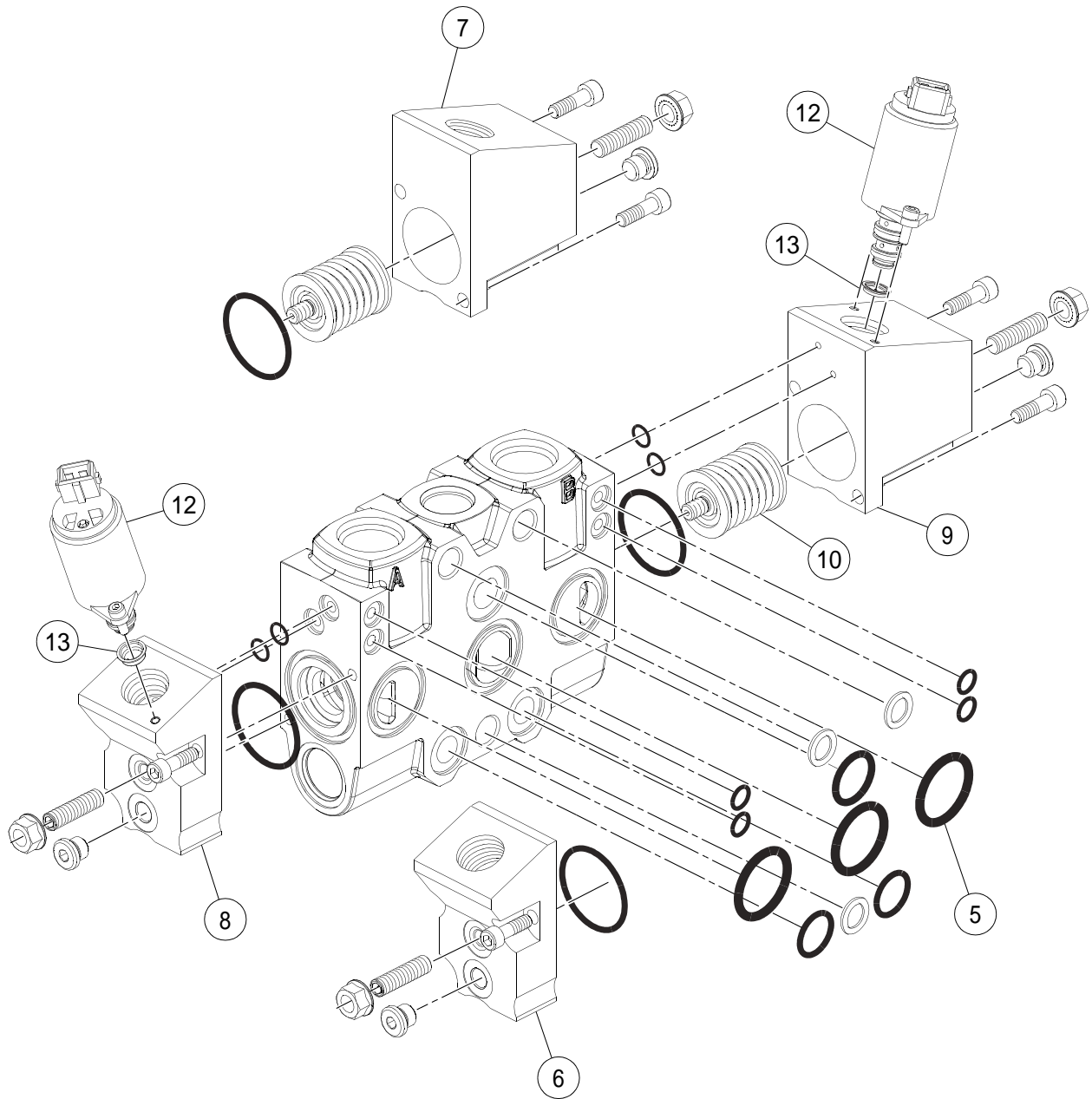
LIFT/CROWD VALVE (13315379) - SINGLE JOYSTICK -
INTERNAL BREAKDOWN - SHEET 2 OF 4

BOM 13315379

| ITEM | COMM. NO. | DESCRIPTION | QTY | DIMENSIONS/NOTES |
|------|-----------|-------------------------|-----|------------------|
| 3 | 13510482 | Pressure Reducing Vavle | 1 | |
| 4 | 13510490 | Pilot Oil Filter | 1 | |

LIFT/CROWD VALVE (13315379) - SINGLE JOYSTICK -
INTERNAL BREAKDOWN - SHEET 3 OF 4

Dwg 13264635/00/03



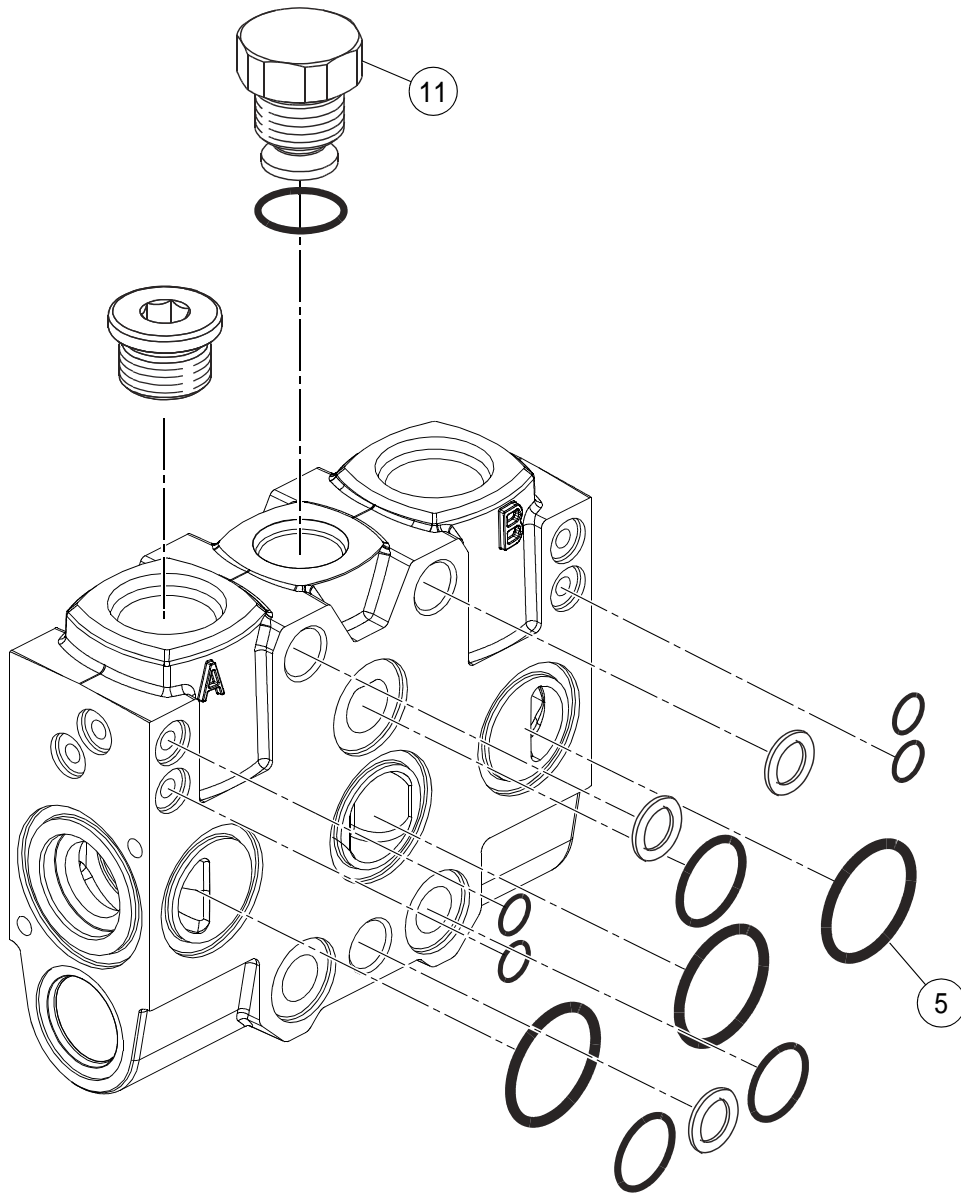
LIFT/CROWD VALVE (13315379) - SINGLE JOYSTICK -
INTERNAL BREAKDOWN - SHEET 3 OF 4

BOM 13315379

| ITEM | COMM. NO. | DESCRIPTION | QTY | DIMENSIONS/NOTES |
|------|-----------|-----------------------|-----|------------------|
| 5 | 13510508 | Intersection Seal Kit | 1 | |
| 6 | 13510516 | Actuator | 2 | |
| - | 13510524 | - Seal Kit | 2 | |
| 7 | 13510532 | Actuator | 2 | |
| - | 13510524 | - Seal Kit | 2 | |
| 8 | 13510573 | Actuator | 2 | |
| - | 13510615 | - Seal Kit | 2 | |
| 9 | 13510581 | Actuator | 2 | |
| - | 13510615 | - Seal Kit | 2 | |
| 10 | 13510557 | Spring Kit | 4 | |
| 12 | 13510631 | Solenoid Vavle | 4 | |
| 13 | 13510656 | Pilot Oil Restrictor | 4 | |

LIFT/CROWD VALVE (13315379) - SINGLE JOYSTICK -
INTERNAL BREAKDOWN - SHEET 4 OF 4

Dwg 13264635/00/04



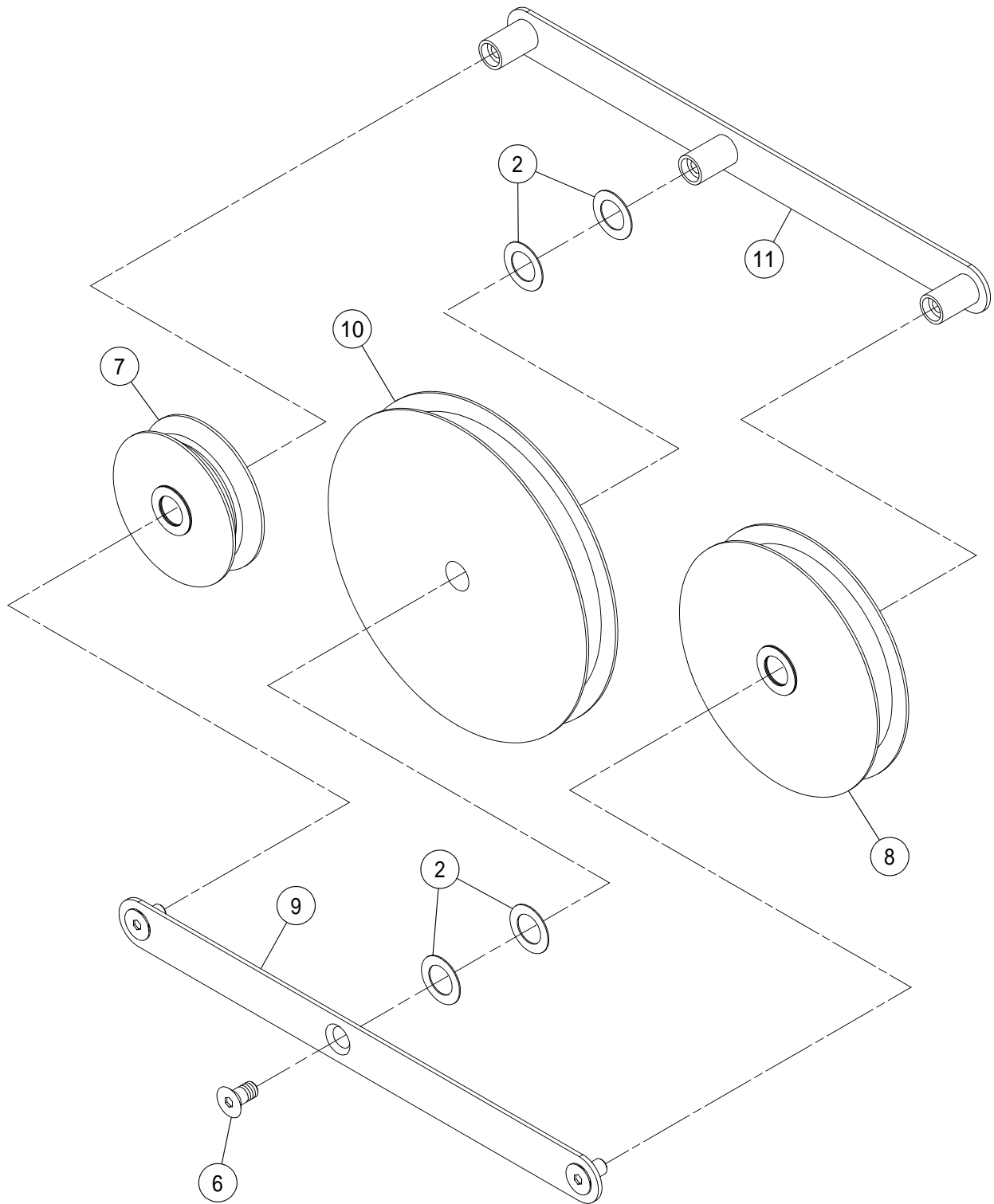
LIFT/CROWD VALVE (13315379) - SINGLE JOYSTICK -
INTERNAL BREAKDOWN - SHEET 4 OF 4

BOM 13315379

| ITEM | COMM. NO. | DESCRIPTION | QTY | DIMENSIONS/NOTES |
|------|-----------|-----------------------|-----|------------------|
| 5 | 13510508 | Intersection Seal Kit | 1 | |
| 11 | 13510565 | Check Vavle | 4 | |

TANDEM SHEAVE ASSEMBLY

Dwg D59262576/02



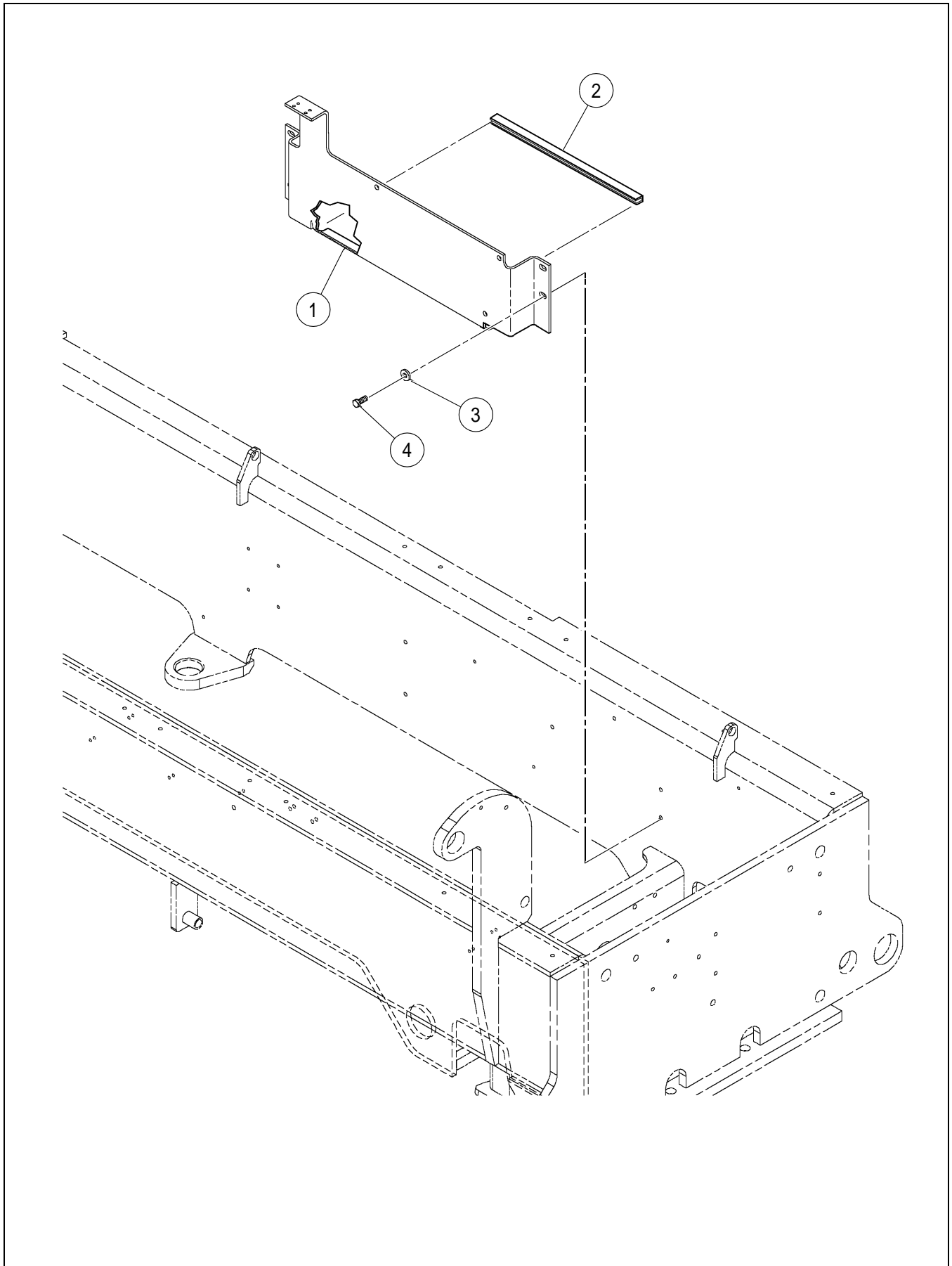
TANDEM SHEAVE ASSEMBLY

BOM 59274522

| ITEM | COMM. NO. | DESCRIPTION | QTY | DIMENSIONS/NOTES |
|------|-----------|----------------|-----|------------------|
| 2 | 59454991 | Thrust Washer | 12 | |
| 6 | 96706742 | FHCS | 3 | M10 x 2 |
| 7 | 13880257 | Cable Sheave | 1 | |
| 8 | 13334552 | Sheave | 1 | |
| 9 | 59297291 | Sheave Bracket | 1 | |
| 10 | 13856604 | Sheave | 1 | |
| 11 | 13168752 | Sheave Bracket | 1 | |

HYDRAULIC BRACKET INSTALLATION

Dwg D13259700/01



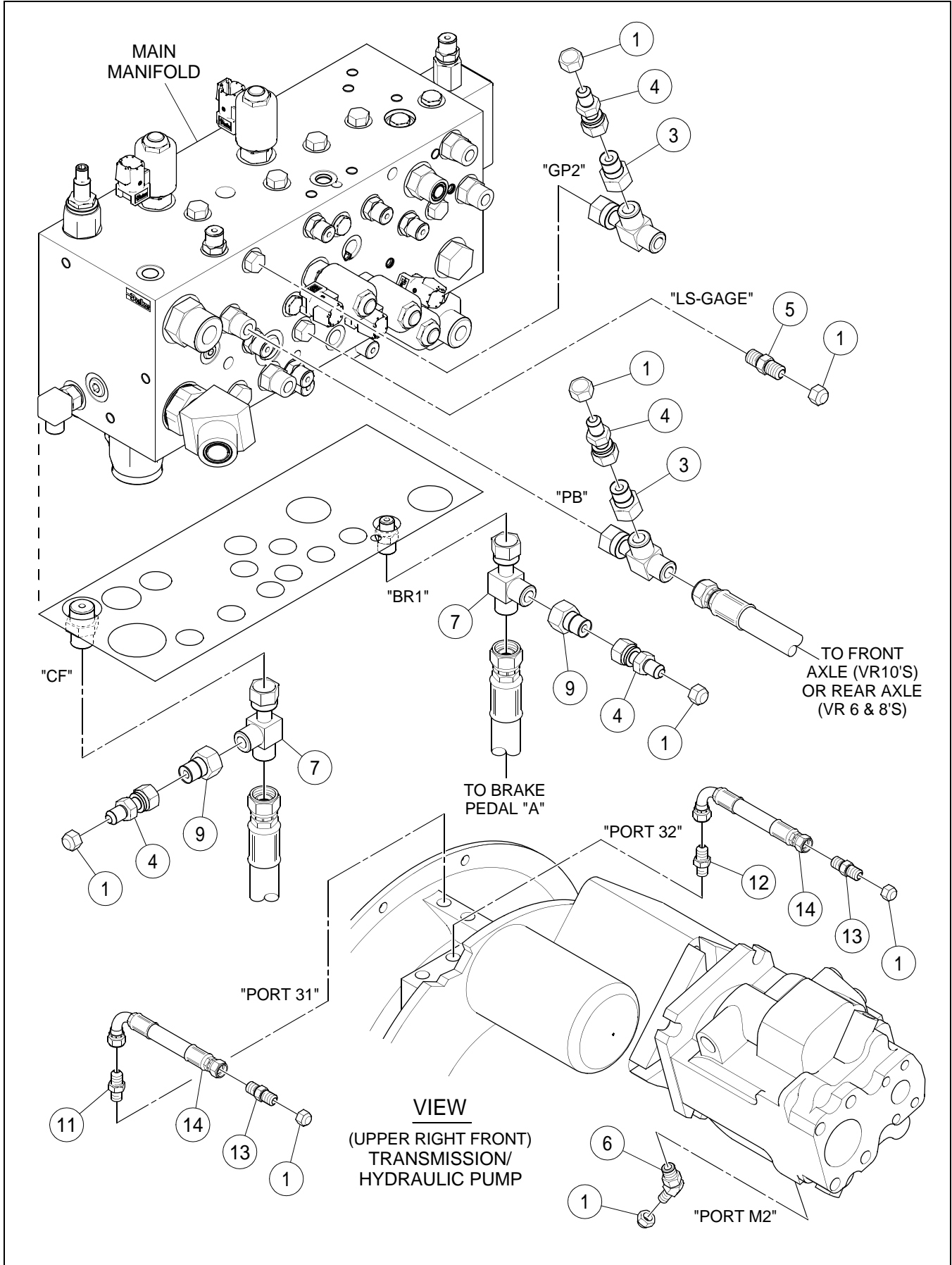
HYDRAULIC BRACKET INSTALLATION

BOM 13259700

| ITEM | COMM. NO. | DESCRIPTION | QTY | DIMENSIONS/NOTES |
|------|-----------|-----------------------------------|-----|-----------------------|
| 1 | 13285747 | Hydraulic Mounting Bracket | 1 | |
| 2 | 50829662 | Trim | 1 | |
| 3 | 96711833 | Flatwasher, Zinc Plated | 4 | M10 CI 10 |
| 4 | 96702287 | HHCS, Fully Threaded, Zinc Plated | 4 | M10 x 1.5 x 25 CI 8.8 |

HYDRAULIC TEST PORT INSTALLATION - EFF S/N 189939
 INC S/N 187221, 189750, 189751 AND 189752 - OPTIONAL

Dwg 13856307/01



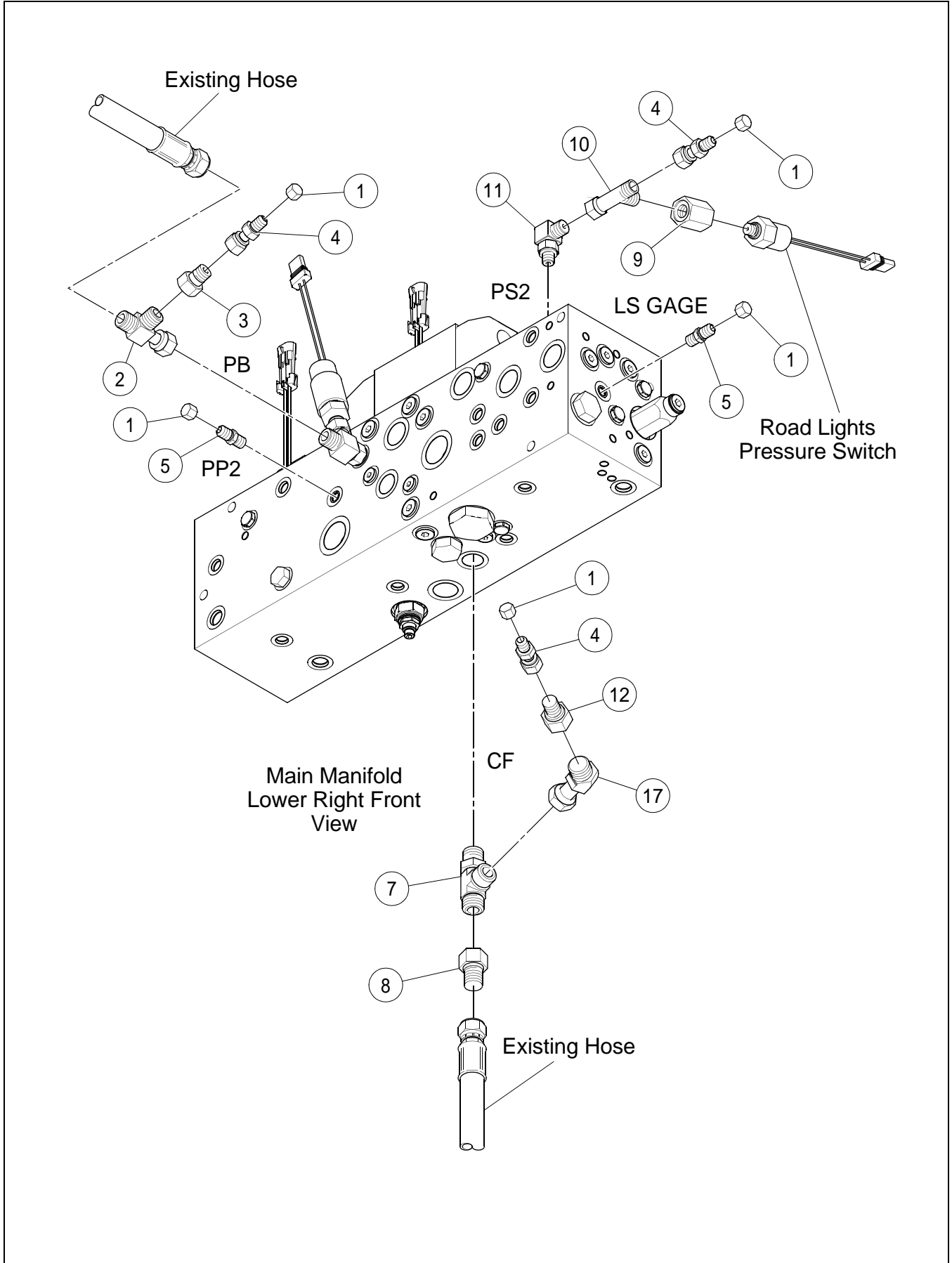
HYDRAULIC TEST PORT INSTALLATION - EFF S/N 189939
 INC S/N 187221, 189750, 189751 AND 189752 - OPTIONAL

BOM 13856307

| ITEM | COMM. NO. | DESCRIPTION | QTY | DIMENSIONS/NOTES |
|------|-----------|--------------------------|-----|------------------|
| 1 | 91300970 | Cap | 8 | |
| 2 | 59918540 | Adapter, Tee (Not Shown) | 2 | |
| 3 | 59158881 | Reducer | 3 | |
| 4 | 59158899 | Adapter | 4 | |
| 5 | 95365086 | Adapter | 1 | |
| 6 | 95329967 | Adapter | 1 | |
| 7 | 59923078 | Adapter | 1 | |
| 9 | 59923961 | Adapter | 1 | |
| 11 | 59212696 | Adapter | 1 | |
| 12 | 95287629 | Adapter | 1 | |
| 13 | 95405221 | Adapter | 2 | |
| 14 | 59158410 | Hose Assembly | 2 | |

HYDRAULIC TEST PORT INSTALLATION - PRIOR TO S/N
189939 EXC S/N 187221, 189750, 189751 AND 189752

Dwg D13360060/01



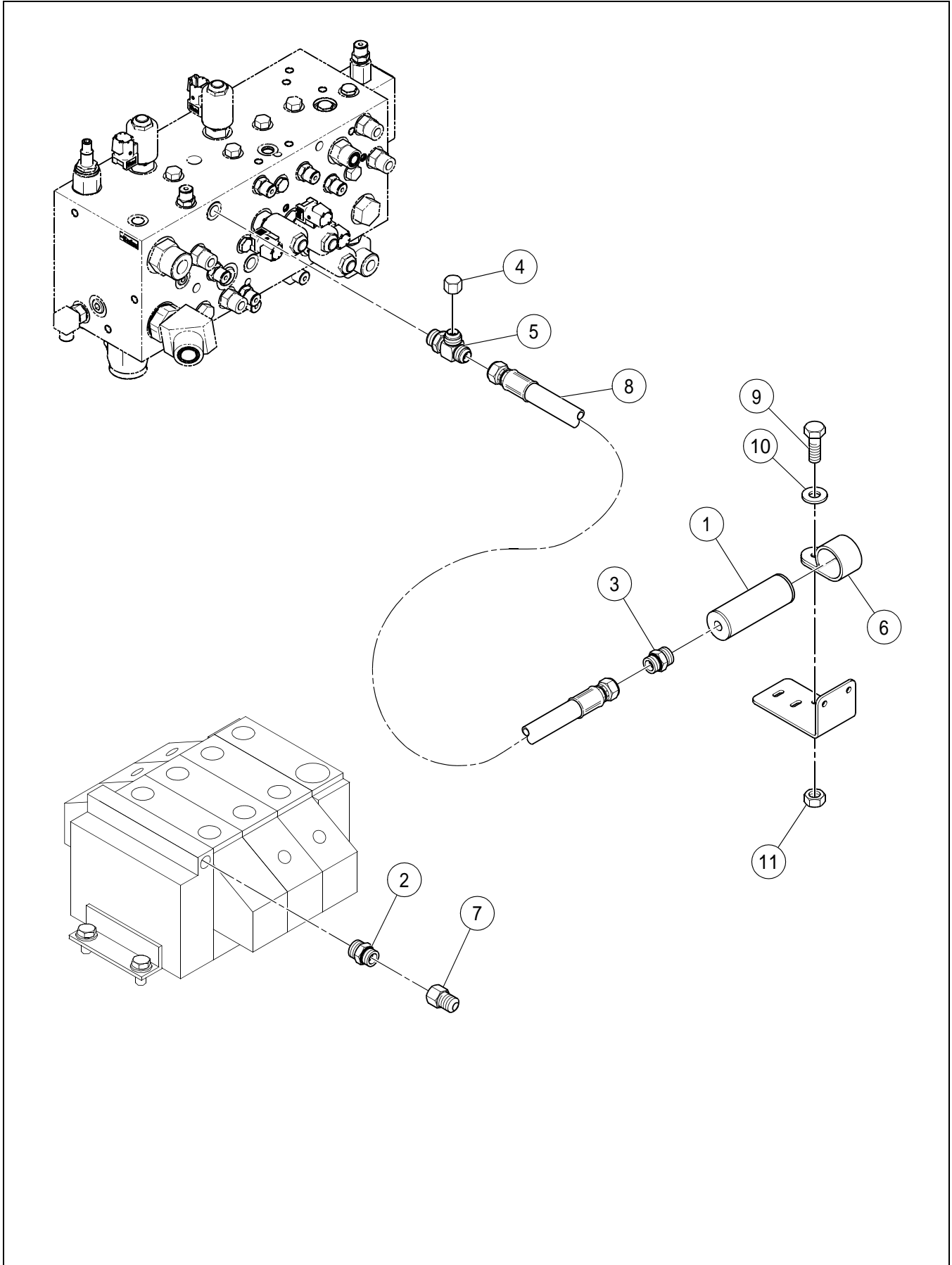
HYDRAULIC TEST PORT INSTALLATION - PRIOR TO S/N
189939 EXC S/N 187221, 189750, 189751 AND 189752

BOM 13360086

| ITEM | COMM. NO. | DESCRIPTION | QTY | DIMENSIONS/NOTES |
|------|-----------|---------------------------|-----|------------------|
| 1 | 91300970 | Cap | 8 | |
| 2 | 59918540 | Adapter, Tee | 1 | |
| 3 | 59158881 | Reducer | 1 | |
| 4 | 59158899 | Adapter | 3 | |
| 5 | 95365086 | Adapter | 2 | |
| 6 | 95329967 | Adapter (Not Shown) | 1 | |
| 7 | 59923078 | Adapter | 1 | |
| 8 | | This Item Not Used W/This | 1 | |
| 9 | 59149369 | Coupling, Female | 1 | |
| 10 | 59918615 | Adapter | 1 | |
| 11 | 59922807 | Adapter | 1 | |
| 12 | 59923961 | Reducer | 1 | |
| 13 | 95405221 | Adapter (Not Shown) | 2 | |
| 14 | 59158410 | Hose Assembly (Not Shown) | 2 | |
| 15 | 59212696 | Adapter (Not Shown) | 1 | |
| 16 | 95287629 | Adapter (Not Shown) | 1 | |
| 17 | 59054189 | Adapter, Swivel | 1 | |

HYDRAULIC PILOT CIRCUIT INSTALLATION

Dwg 13856638/01



HYDRAULIC PILOT CIRCUIT INSTALLATION

BOM 13856638

| ITEM | COMM. NO. | DESCRIPTION | QTY | DIMENSIONS/NOTES |
|------|-----------|-----------------------------------|-----|-----------------------|
| 1 | 13856612 | Accumulator | 1 | |
| 2 | 13856620 | Check Valve | 1 | |
| 3 | 59919670 | Adapter, Straight | 1 | |
| 4 | 59924050 | Cap | 1 | |
| 5 | 59158212 | Fitting | 1 | |
| 6 | 95322871 | Clamp | 1 | |
| 7 | 59158881 | Reducer | 1 | |
| 8 | 59138289 | Hose Assembly | 1 | |
| 9 | 96702287 | HHCS, Fully Threaded, Zinc Plated | 1 | M10 x 1.5 x 25 CI 8.8 |
| 10 | 96741046 | Flatwasher | 1 | M10 |
| 11 | 96704614 | Nut | 1 | M10 x 1.5 |

*****Always use Ingersoll-Rand Replacement parts!*****



SECTION I - SCHEMATICS



SCHEMATICS

GENERAL INFORMATION

Hydraulic and electrical schematics are included here for the convenience of the owner/operator. Additional copies of the schematics are available by contacting the Ingersoll-Rand Road Development Division. See your authorized Ingersoll-Rand dealer for assistance if required.

For ultimate machine life and maximum performance, we recommend the use of genuine Ingersoll-Rand brand parts.

The electrical and hydraulic schematics included herein are applicable to the VR-1056C Forklifts.

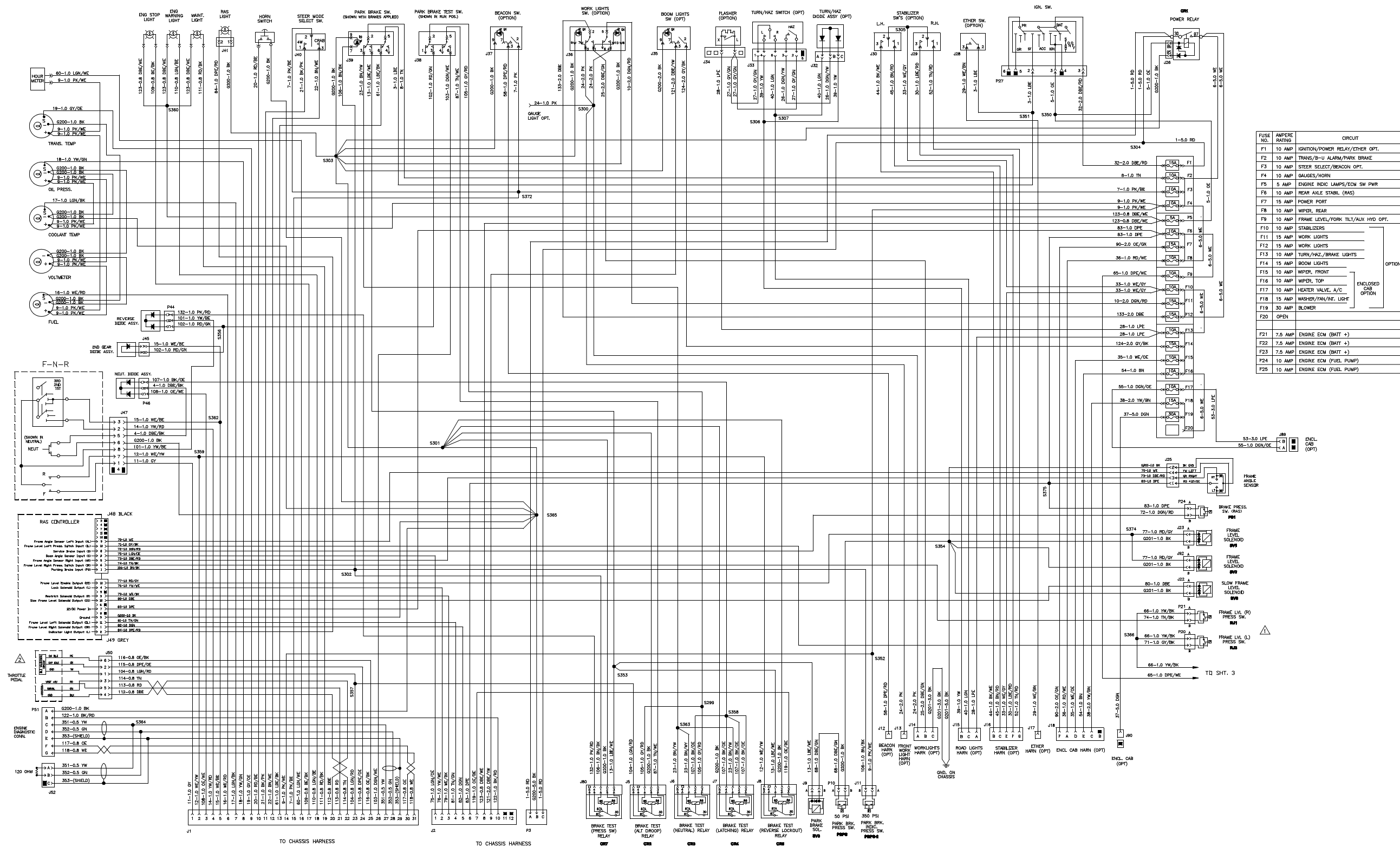
Electrical Schematic

- Electrical Schematic - VR-1056C, Effective S/N 189939, Including S/N 187221, 189750, 189751 and 189752, Drawing No. 13443205, Page I-3.
- Electrical Schematic - VR-1056C, Prior to S/N 189939 Excluding S/N 187221, 189750, 189751 and 189752, Drawing No. 13305669, Page I-6.

Hydraulic Schematic

- Hydraulic Schematic - VR-1056C, Effective S/N 189939, Including S/N 187221, 189750, 189751 and 189752, Drawing No. 13856331, page I-9.
- Hydraulic Schematic - VR-1056C, Prior to S/N 189939 Excluding S/N 187221, 189750, 189751 and 189752, Drawing No. 13289285, page I-10.

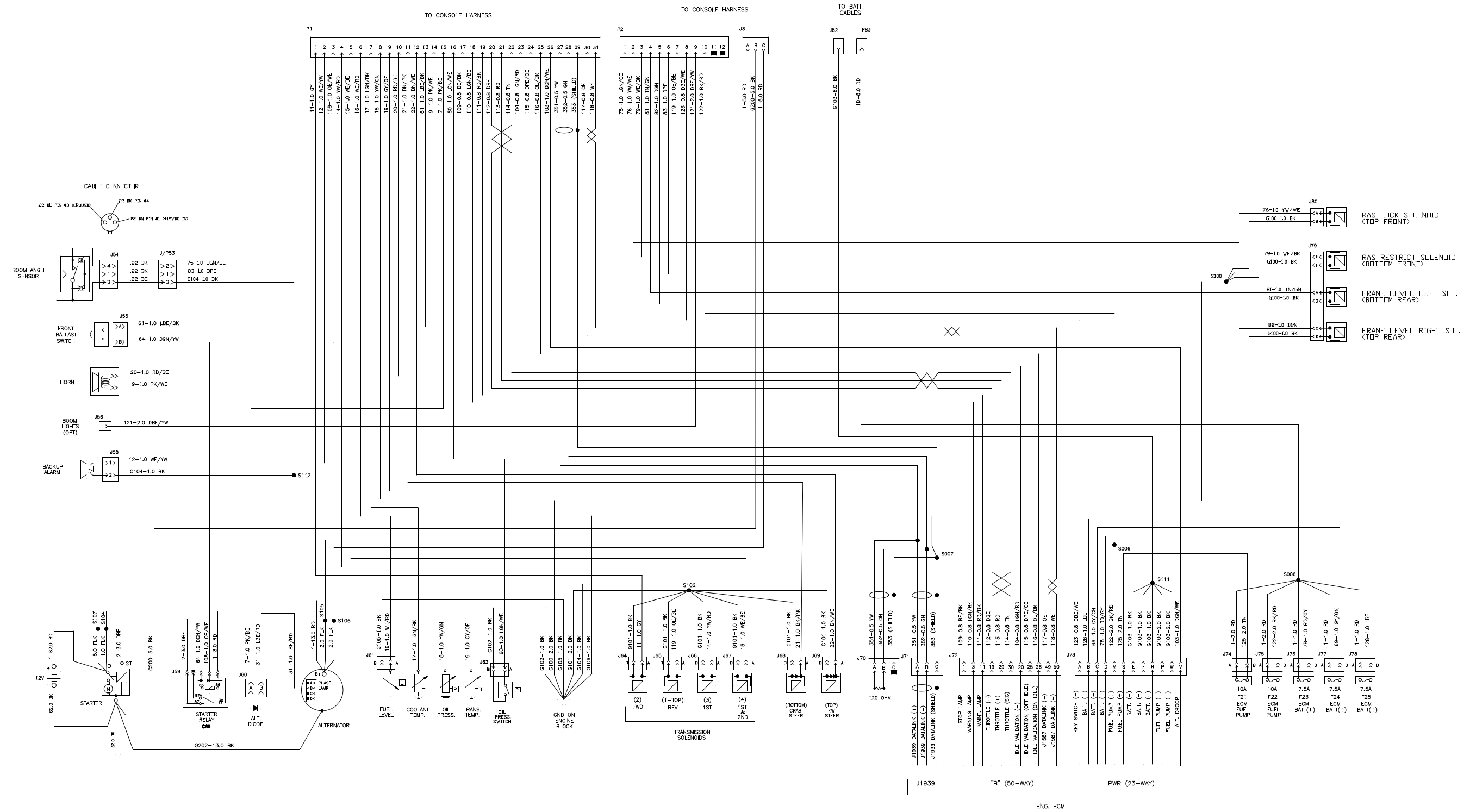
Electrical Schematic for VR-1056C - Effective S/N 189939, Including S/N 187221, 189750, 189751 and 189752 - Sheet 1 of 3



| FUSE NO. | AMPERE RATING | CIRCUIT |
|----------|---------------|-----------------------------------|
| F1 | 10 AMP | IGNITION/POWER RELAY/ETHER OPT. |
| F2 | 10 AMP | TRANS/B-U ALARM/PARK BRAKE |
| F3 | 10 AMP | STEER SELECT/BEACON OPT. |
| F4 | 10 AMP | Gauges/HORN |
| F5 | 5 AMP | ENGINE INDIC LAMPS/ECM SW PWR |
| F6 | 10 AMP | REAR AXLE STABIL. (RAS) |
| F7 | 15 AMP | POWER PORT |
| F8 | 10 AMP | WIPER REAR |
| F9 | 10 AMP | FRAME LEVEL/PARK TLT/ALX HYD OPT. |
| F10 | 10 AMP | STABILIZERS |
| F11 | 15 AMP | WORK LIGHTS |
| F12 | 15 AMP | WORK LIGHTS |
| F13 | 10 AMP | TURN/HAZ/BRAKE LIGHTS |
| F14 | 15 AMP | BOOM LIGHTS |
| F15 | 10 AMP | WIPER FRONT |
| F16 | 10 AMP | WIPER TOP |
| F17 | 10 AMP | HEATER VALVE, A/C |
| F18 | 15 AMP | WASHER/FAN/W/VE. USHF |
| F19 | 30 AMP | BLOWER |
| F20 | OPDH | |
| F21 | 7.5 AMP | ENGINE ECM (BATT +) |
| F22 | 7.5 AMP | ENGINE ECM (BATT +) |
| F23 | 7.5 AMP | ENGINE ECM (BATT +) |
| F24 | 10 AMP | ENGINE ECM (FUEL PUMP) |
| F25 | 10 AMP | ENGINE ECM (FUEL PUMP) |

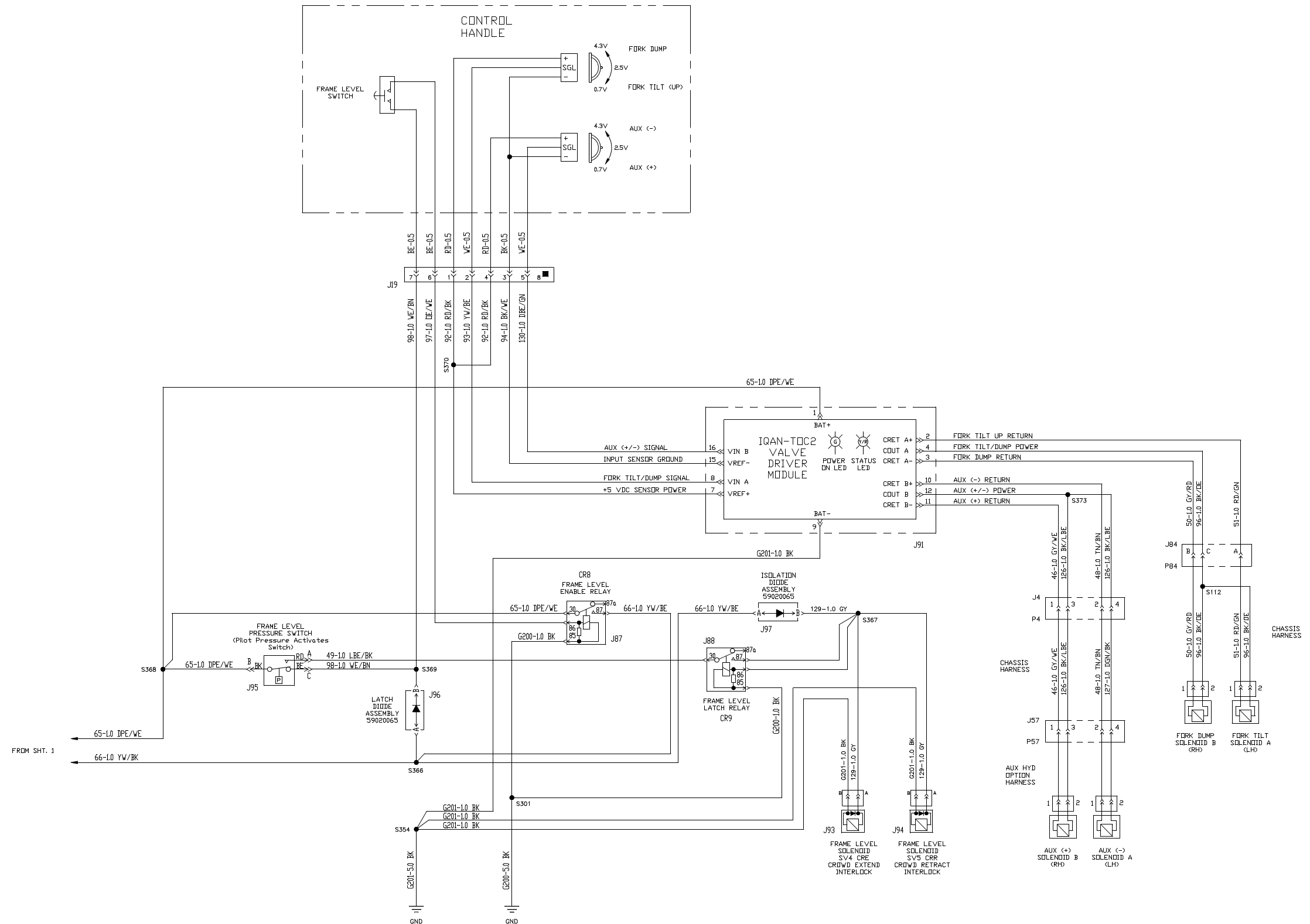
13443205_0201

Electrical Schematic for VR-1056C - Effective S/N 189939, Including S/N 187221, 189750, 189751 and 189752 - Sheet 2 of 3



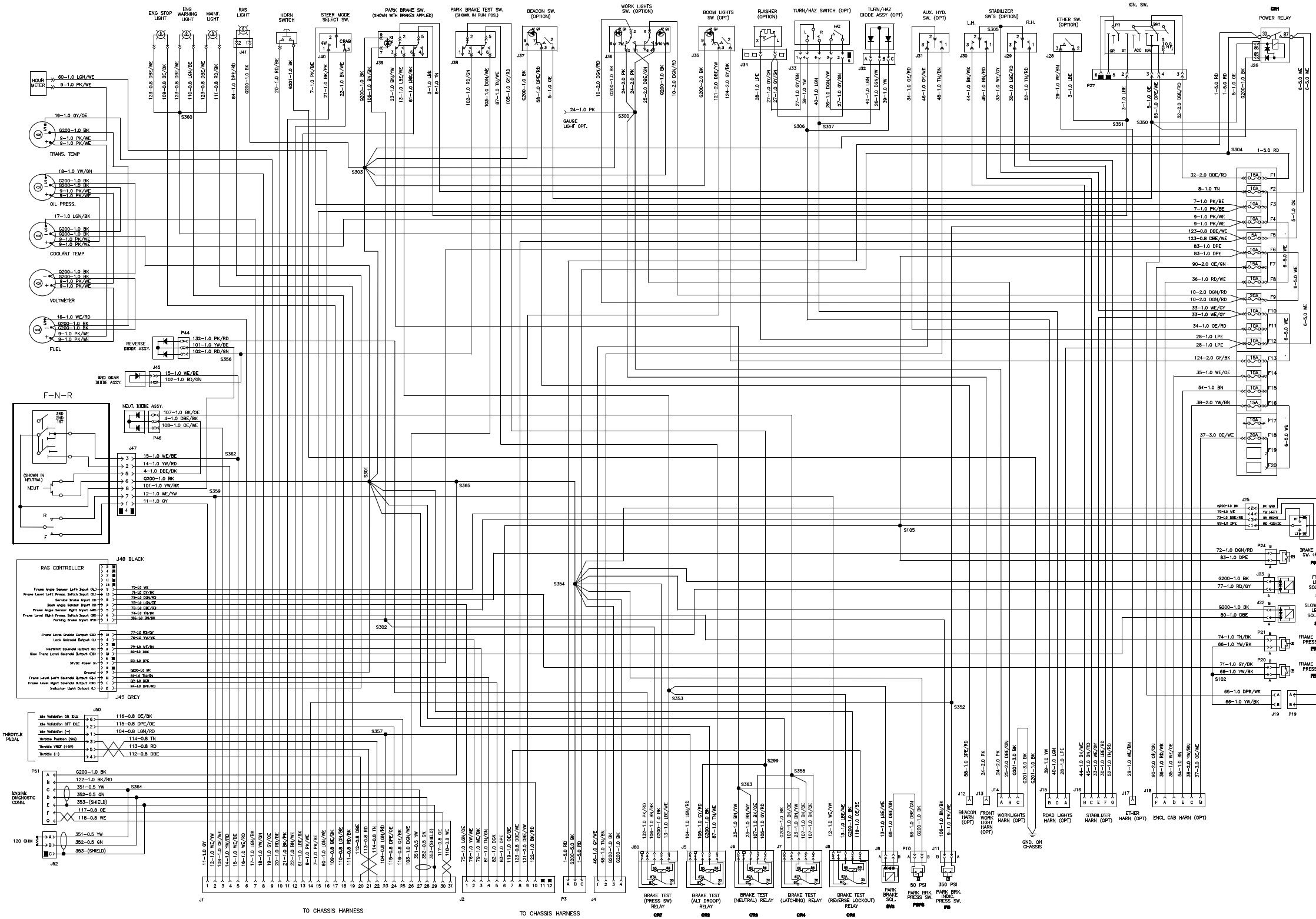
13443205_0202

Electrical Schematic for VR-1056C - Effective S/N 189939, Including S/N 187221, 189750, 189751 and 189752 - Sheet 3 of 3



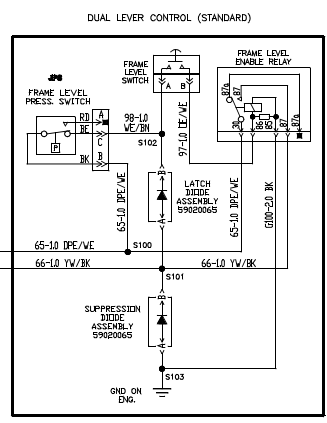
13443205_0203

Electrical Schematic for VR-1056C - Prior to S/N 189939 Excluding S/N 187221, 189750, 189751 and 189752 - Sheet 1 of 3

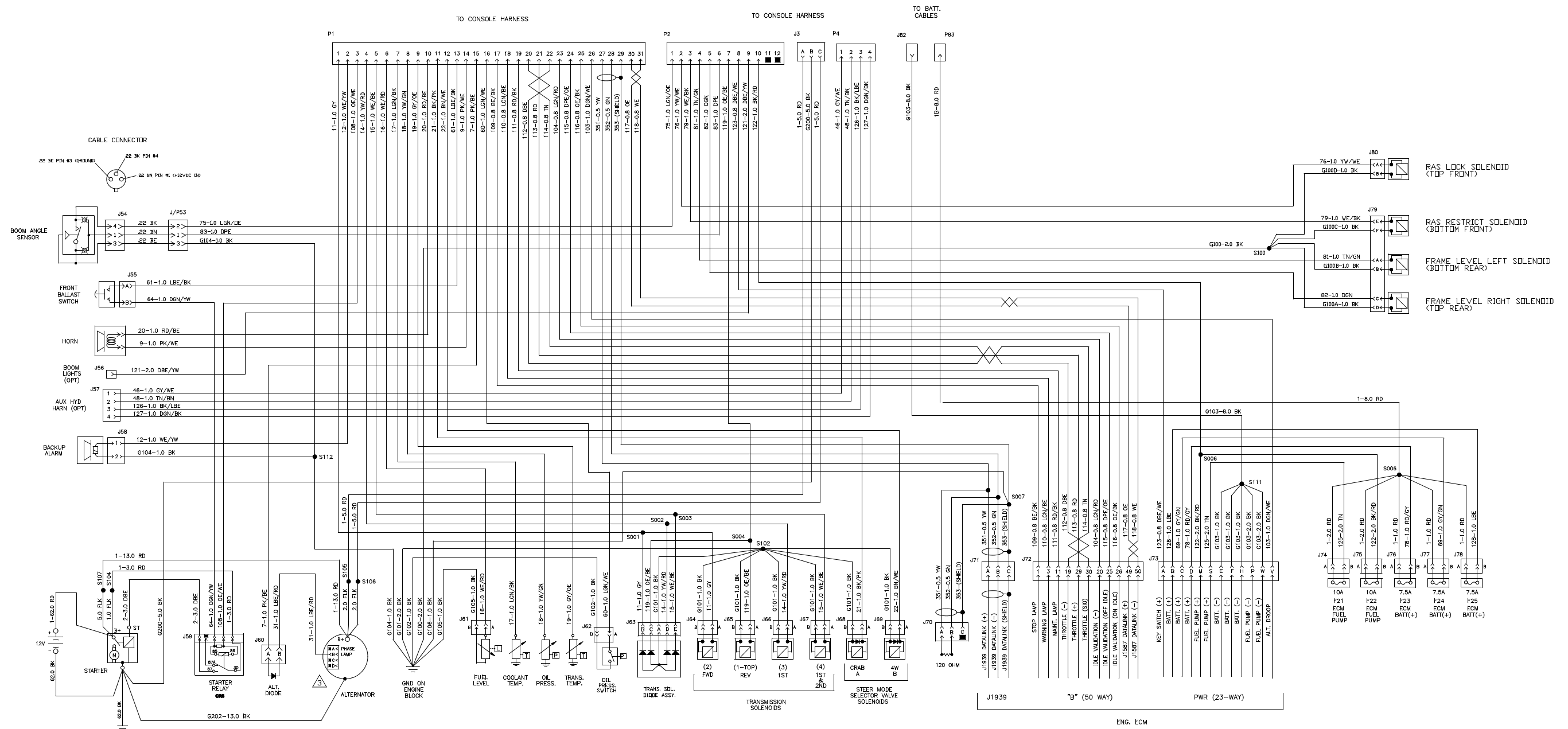


| FUSE NO. | AMPERE RATING | CIRCUIT |
|----------|---------------|--|
| F1 | 15 AMP | IGNITION, POWER RELAY, FRAME LEVEL, BEACON OPT, ETHER OPT. |
| F2 | 10 AMP | TRANS, B-U ALARM, PARK BRAKE |
| F3 | 10 AMP | STEER SELECT, FUEL SOLENOID |
| F4 | 10 AMP | Gauges, HORN |
| F5 | 5 AMP | ENGINE INDIC LAMPS, ECM SW PWR |
| F6 | 10 AMP | REAR AXLE STABIL (RAS) |
| F7 | 15 AMP | POWER PORT |
| F8 | 10 AMP | WIPER (REAR) |
| F9 | 20 AMP | WORK LIGHTS |
| F10 | 10 AMP | STABILIZERS |
| F11 | 10 AMP | AUX. HYD. |
| F12 | 10 AMP | TURN/HAZ/BRAKE LIGHTS |
| F13 | 15 AMP | BOOM LIGHTS |
| F14 | 10 AMP | WIPER (FRONT) |
| F15 | 10 AMP | WIPER (TOP) |
| F16 | 15 AMP | WASHER, FAN, INT. LIGHT |
| F17 | 10 AMP | HEATER VALVE, A/C |
| F18 | 20 AMP | BLOWER |
| F19 | OPEN | |
| F20 | OPEN | |
| F21 | 7.5 AMP | ENGINE ECM (BATT +) |
| F22 | 7.5 AMP | ENGINE ECM (BATT +) |
| F23 | 7.5 AMP | ENGINE ECM (BATT +) |
| F24 | 10 AMP | ENGINE ECM (FUEL PUMP) |
| F25 | 10 AMP | ENGINE ECM (FUEL PUMP) |

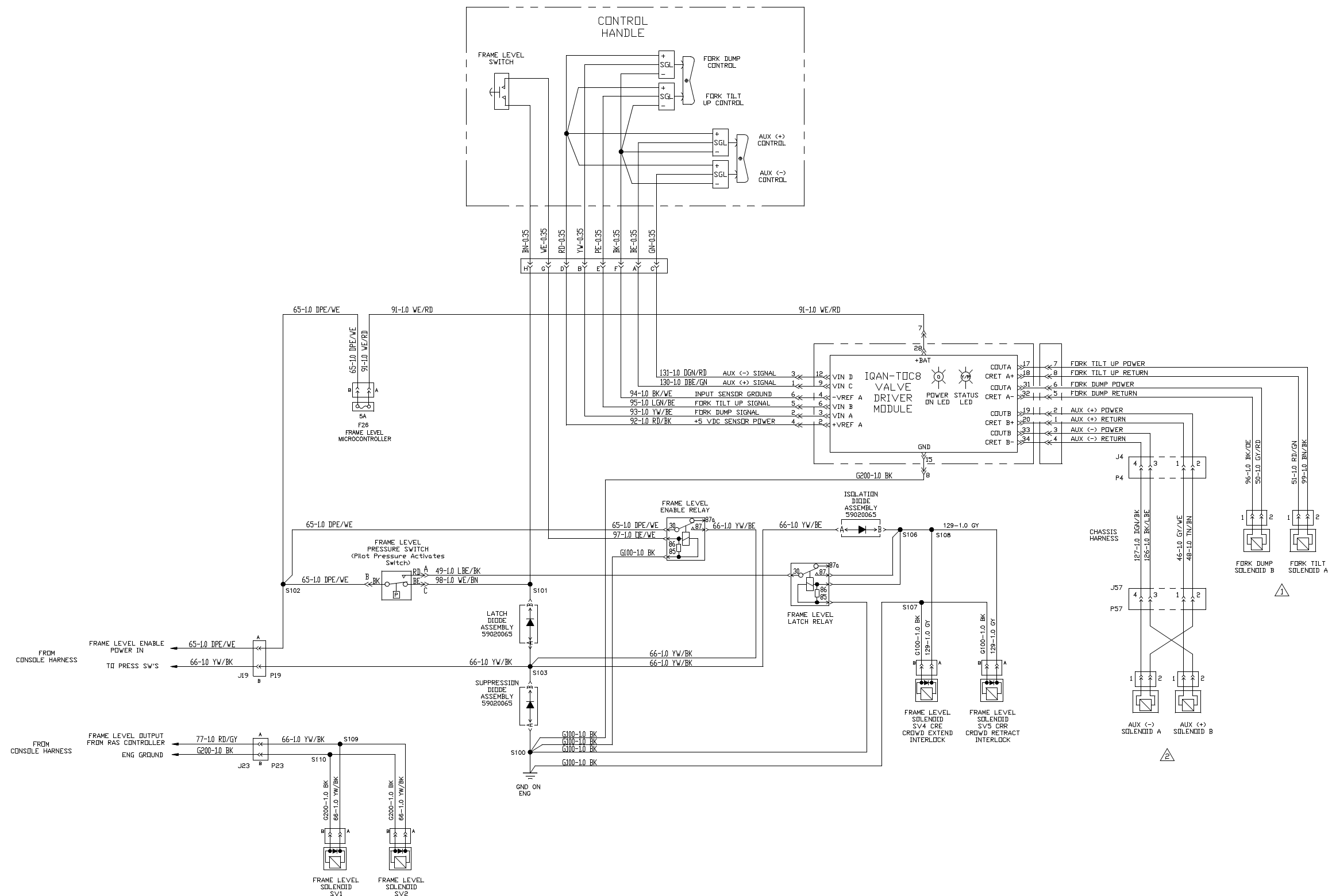
| RELAY NO. | FUNCTION |
|-----------|------------------------------------|
| CR1 | POWER RELAY |
| CR2 | BRAKE TEST (ALT DROOP) RELAY |
| CR3 | BRAKE TEST (NEUTRAL) RELAY |
| CR4 | BRAKE TEST (LATCHING) RELAY |
| CR5 | BRAKE TEST (REVERSE LOCKOUT) RELAY |
| CR6 | STARTER RELAY |
| CR7 | BRAKE TEST (PRESS SW) RELAY |



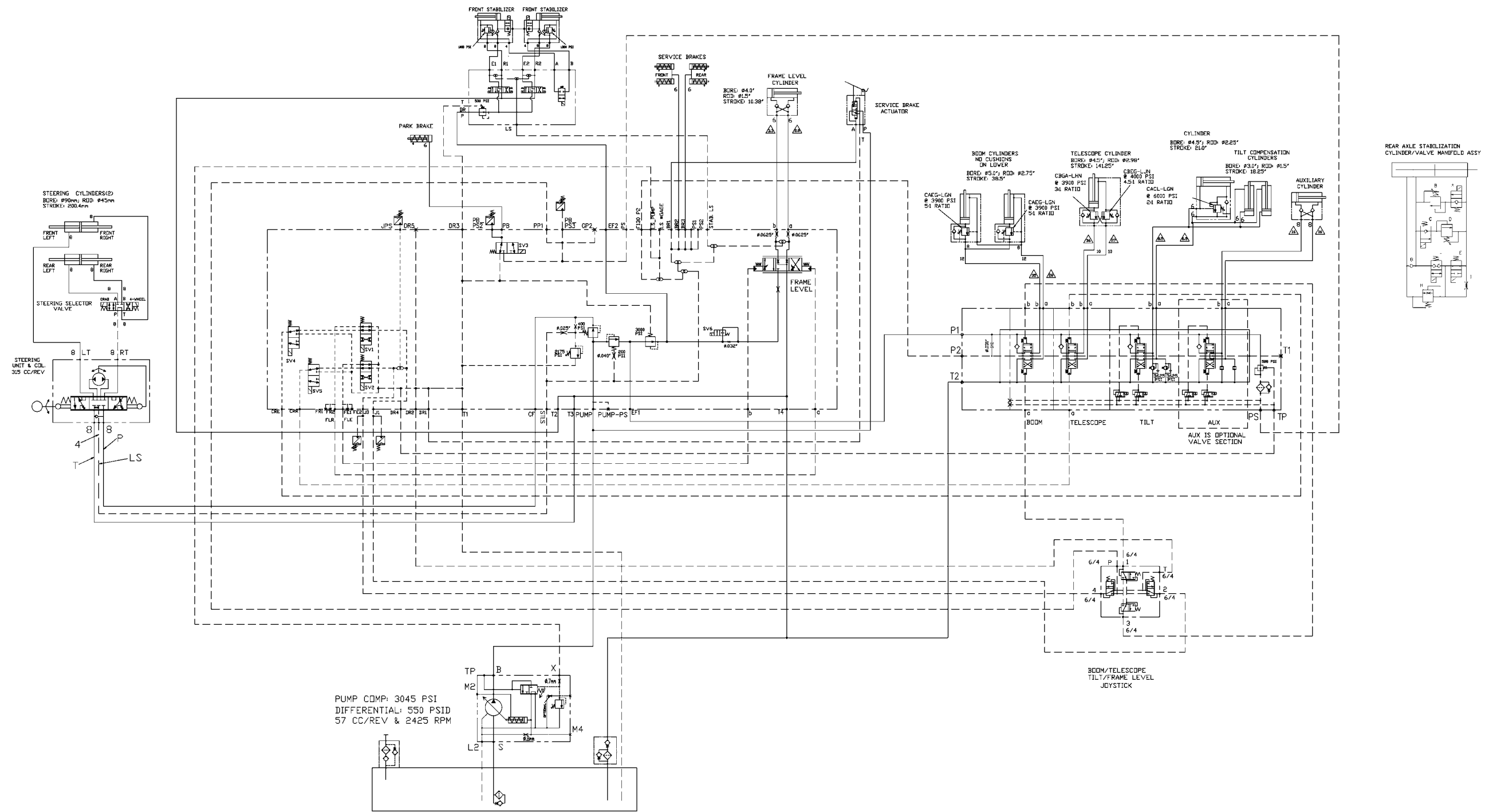
Electrical Schematic for VR-1056C - Prior to S/N 189939 Excluding S/N 187221, 189750, 189751 and 189752 - Sheet 2 of 3



Electrical Schematic for VR-1056C - Prior to S/N 189939 Excluding S/N 187221, 189750, 189751 and 189752 - Sheet 3 of 3

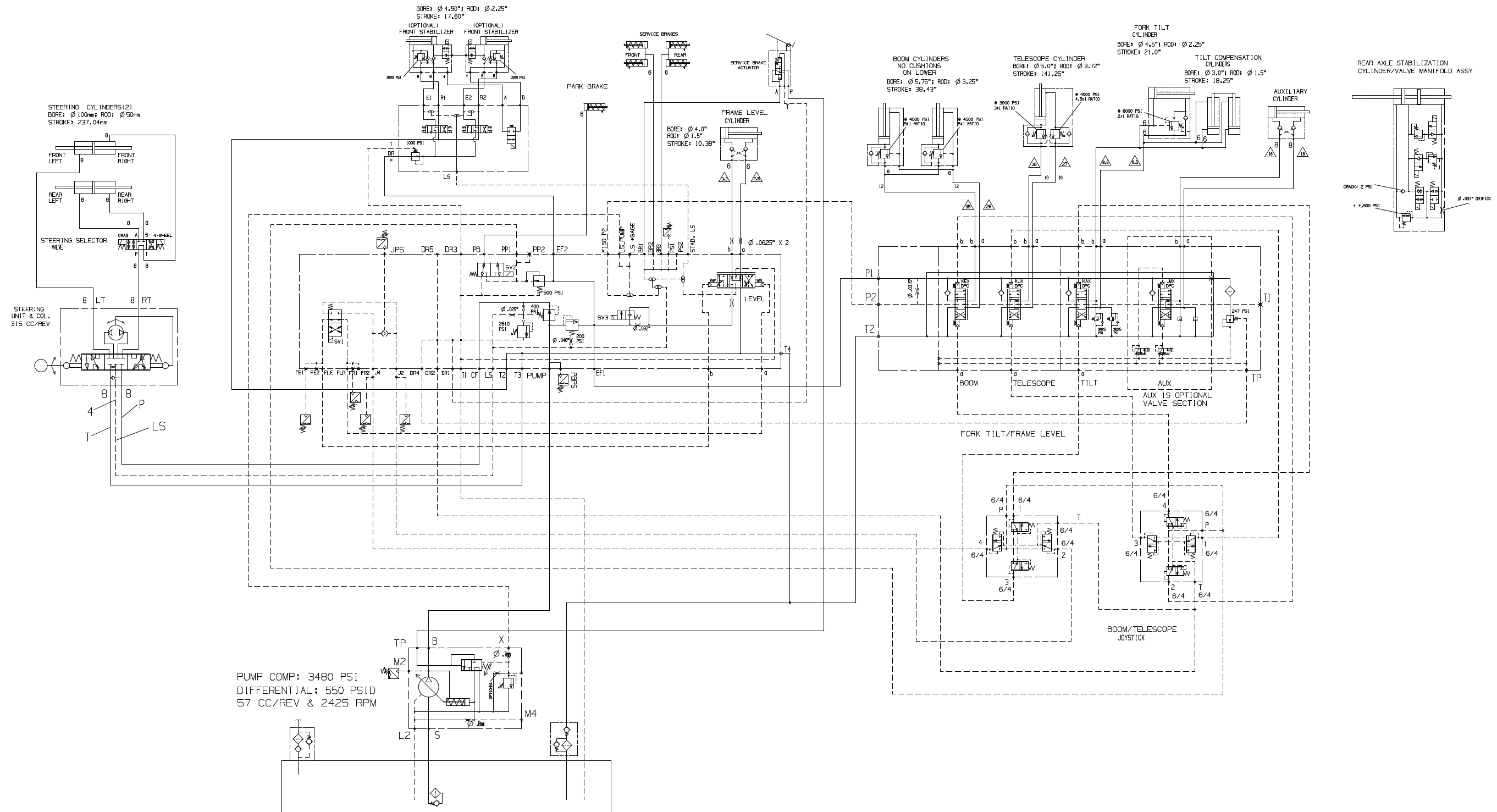


Hydraulic Schematic for VR-1056C -Effective S/N 189939, Including S/N 187221, 189750, 189751 and 189752

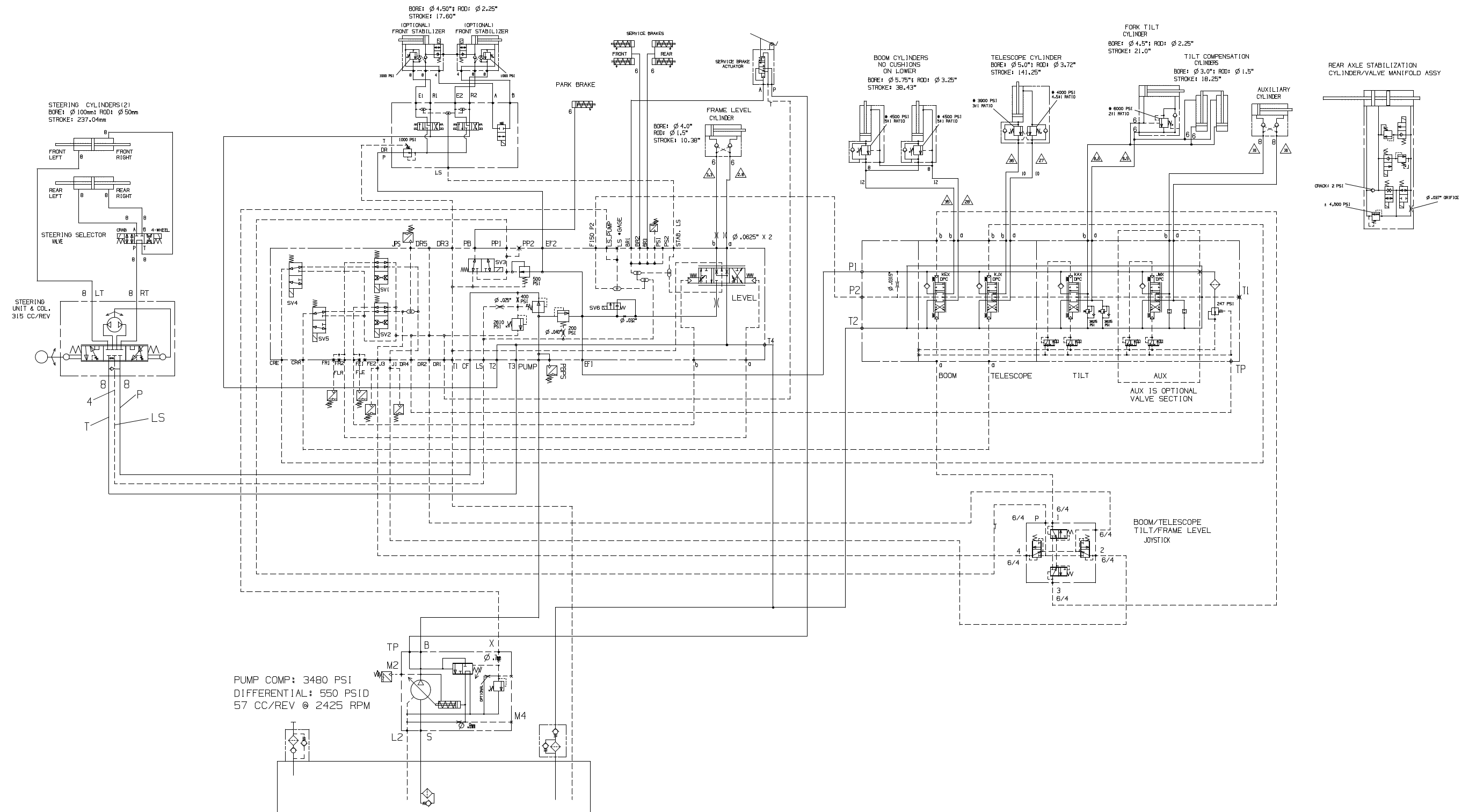


13856331_0001

Hydraulic Schematic for VR-1056C - Prior to S/N 189939 Excluding S/N 187221, 189750, 189751 and 189752 - Sheet 1 of 2



Hydraulic Schematic for VR-1056C - Prior to S/N 189939 Excluding S/N 187221, 189750, 189751 and 189752 - Sheet 2 of 2



Genuine Parts

**For Genuine Ingersoll-Rand Parts, Service
and Nearest Distributor**
<http://www.road-development.irco.com>

800-227-0573 (US and Canada)
717-532-9181 (Latin America - Ingersoll-Rand)
49-5151-209-0 (Europe)
852-2527-0183 (Asia)



Genuine Ingersoll-Rand Protective Lubricants

Extended Warranty available at no charge
(When you use Genuine Ingersoll-Rand Protective Lubricants
and Genuine Ingersoll-Rand Parts)

**See your authorized Ingersoll-Rand
Distributor for details**

HOW TO USE THIS INDEX

When the Description is Known - Use the Word Index:

- Ingersoll-Rand's Word Index makes **any** item easy to locate.
- Use any of the **functional** words in the item description to locate the desired item. The items listed are in alphabetical order in the first column of the index and may be **repeated** several times depending on their **functional descriptions**.

If searching for the *Air Cleaner Primary Filter Element*, the first listing in the **Word Index** is:

Air Cleaner Primary Filter Element

The item is also listed as:

*Element, Air Cleaner Primary Filter
Filter Element, Air Cleaner Primary
Primary Filter Element, Air Cleaner*

- The alpha-numeric listing in the second column of the index is the location of the item in the manual. The location is identified as; the **Functional Group, Section Number, and Parts List Page Number**. Example: *C-43* would be Functional Group *C, Page 43*.

The index shows the filter will be found on page C-43 which is the **Parts List** page number for the

Air Cleaner Installation

*****Always use Ingersoll-Rand Replacement parts!*****

WORD INDEX

A

A/C HarnessD-77, D-79
 A/C SwitchD-79
 AccumulatorH-165
 Accumulator SpoolC-41
 Accumulator SpringC-23
 ActuatorH-91, H-153
 Adjuster Latch W/HandleD-85
 Adjustment ArmD-73
 Air BreatherC-7, C-25
 Air CleanerC-43
 Air Cleaner Primary Filter ElementC-43
 Air Cleaner Secondary Filter ElementC-43
 Air Conditioner SwitchD-83
 Air Conditioner Wire HarnessD-81, D-83
 Air Conditioning KitD-69
 Air DamC-49
 Air Filter BracketC-43
 Air Filter Mounting BracketC-43
 Air Filter Service IndicatorC-43
 Air InletA-7
 Air Intake PipeC-43
 Air ValveB-33
 Air Valve Adapter w/capB-33
 AlternatorC-3
 Alternator DiodeE-5
 Alternator GuardC-5
 Amber Indicator LightD-55
 Amber LensE-21
 Anchor . . B-3, B-31, F-3, F-9, F-11, F-33, F-45, F-59,
 H-125, H-129
 Anchor BlockF-23
 Anchor PadF-39
 Anchor Pin . F-7, F-17, F-29, F-31, F-33, F-35, F-39,
 F-41
 Apron HandleF-47
 Arm Wiper RearD-9, D-15
 ArmrestD-5, D-17, D-27, H-95
 Armrest PadD-17
 AtomizerC-53
 Auxiliary Hydraulics Switch - Dual Joysticks . . H-135,
 H-141
 Auxiliary Hydraulics Wire HarnessH-135, H-141
 Auxiliary ManifoldH-141
 Axle Stud PinA-19

B

Backup AlarmE-15
 Backup Alarm AssemblyE-15
 Backup ringH-7, H-9
 BallC-11
 BarF-17
 Base PlateB-3, B-31, H-129
 Base RingF-11
 BatteryE-11, E-13
 Battery Hold DownE-11
 Battery TrayE-11
 Beacon Light Mounting PlateE-21
 Beacon Light SwitchE-21
 Bearing and Seal AssemblyC-35, C-37
 Bearing Idler GearC-13
 Bearing SealC-17, C-19

Bearing SpacerF-55
 Bearing Thrust WasherC-15, C-19
 Bearing Torque ConverterC-9
 Bearing, RollerB-9, B-21
 BearingsF-43
 Beige PaintG-5
 BellowsH-63, H-101
 Block ForkF-65
 Block HeaterC-57
 Block Heater CordC-57
 BlowerD-59
 Boom #1F-7, F-9
 Boom #2F-11, F-13
 Boom #3F-17, F-19
 Boom #4F-23, F-25
 Boom Angle Sensor HarnessH-131
 Boom AssemblyF-3
 Boom Cover PlateD-87
 Boom Lights AssemblyE-37
 Boom Lights InstallationE-25
 Boom Section #1F-5
 Boom Section #2F-5
 Boom Section #2 Chain Sheave AssemblyF-13
 Boom Section #3F-5
 Boom Section #3 Chain Sheave AssemblyF-17
 Boom Section #4F-5
 Boom Section #4 Tandem Sheave AssemblyF-23
 Boom Side Cover PlateD-87
 Boom Stop TubeA-5
 Boom WorklightE-39
 Boom Worklight HarnessE-37
 Bore Plug Retaining RingC-27
 Bottle Mounting PlateC-53
 Bracket SpacerE-15
 Brake Light Switch . E-35, H-65, H-103, H-121, H-131
 Brake Test SwitchD-55
 Brake ValveH-23
 Brake Valve AssemblyH-19
 Bulk Hose - 48" CarriageF-65
 Bulk Hose - 60" CarriageF-65
 Bulk LoomH-95
 Bulkhead BracketH-47
 Bulkhead PlateF-7, H-137, H-143
 Bushing, ReductionB-11
 Bushing, ThrustB-11, B-23

C

Cab DoorD-43, D-45
 Cab Door AssemblyD-15, D-41
 Cab Heater Wiring HarnessD-59
 Cab Wire HarnessD-23
 Cab Wiring HarnessD-27
 CableA-5, D-49, D-51, F-23, F-25, H-137, H-143
 Cable AdjusterF-25, H-137, H-143
 Cable SealC-53, E-21, E-31, E-35, E-39
 Cable SheaveF-27, H-157
 Carriage SupportF-59
 Carrier, DifferentialB-9
 Carrier, Planet GearB-11
 CartridgeH-67
 Cartridge ValveF-3, F-39, F-41
 Cartridge Valve, 4-WayC-41

WORD INDEX

| | | | |
|--|------------------------------------|--------------------------------------|--|
| Cartridge W/O Coil | H-81, H-105 | Cylinder Packing Kit | F-55 |
| Casing | D-59 | Cylinder Pivot Pin | B-3, B-31, F-3, F-17, F-45, H-125, H-129 |
| Castle Hex Nut | F-51, F-53 | Cylinder, Steering | B-15, B-27 |
| Catch Plate, LH | F-77 | | |
| Catch Plate, RH | F-79 | D | |
| Center Valve | F-51, F-53, F-55 | Decal Kit | G-5 |
| Chain Anchor Pin | F-11, F-23 | Decal: ABCDEFGHIJK | F-11 |
| Chain Clevis | F-17 | Decal: Angle | D-87 |
| Chain Sheave | F-29, F-31, F-33, F-35, F-39, F-41 | Decal: Crush Warning | H-125 |
| Chain Sheave Bearing | F-15, F-21 | Decal: Danger | F-73 |
| Chain Sheave Pin | F-13, F-29, F-33 | Decal: Dual Joystick | H-61 |
| Charge Pump | C-11 | Decal: Electrical Hazard | G-5 |
| Charging Pump | C-29 | Decal: F-N-R | G-5 |
| Chassis Wire Harness | E-5 | Decal: Frame Tipping Hazard Warning | G-5 |
| Check Ball Valve | C-11 | Decal: High Pressure Hydraulic Fluid | F-73 |
| Check Ball Valve Assembly | C-29 | Decal: Quick-Attach Carriage | F-45 |
| Check Valve | H-133, H-165 | Decal: RAS Cylinder | H-129 |
| Check Valve | H-93, H-155 | Decal: Refrigerant Charge | D-71 |
| Circlip | B-7, B-11, B-19, B-23 | Decal: Relays | D-49 |
| Clamp Base | E-37 | Decal: Signature | G-5 |
| Clamp Hose | D-49 | Decal: Single Joystick | H-75, H-95 |
| Clutch Gear and Bearing Assembly, 1st | C-37 | Decal: Swing Carriage | F-57 |
| Clutch Gear and Bearing Assembly, 2nd | C-37 | Decal: VR-1056C | G-5 |
| Clutch Gear and Bearing, 3rd | C-35 | Defrost Fan | D-33, D-37 |
| Clutch Gear Bearing | C-23, C-37 | Detent Pin | A-5 |
| Clutch Gear Thrust Washer | C-35 | Differential | B-21 |
| Coil Heater | D-59 | Diode Assembly | E-5, E-33 |
| Coil, 12 VDC | H-123 | Dipstick Kit | C-7 |
| Column/Orbital Mount | H-21 | Dipstick Tube | C-7 |
| Compressor | D-73 | Directional Valve | H-67, H-81, H-105, H-123 |
| Compressor Assembly | D-71 | Disc Spring Assembly | C-33, C-35, C-37 |
| Compressor Bracket | D-73 | Disc Washer | C-15, C-17, C-19 |
| Compressor Installation | D-63 | Disc, Brake | B-13, B-25 |
| Compressor Pulley | D-71 | Disc, Brake Intermediate | B-13, B-25 |
| Condenser | D-75 | Door Hinge | D-15, D-27 |
| Condenser Installation | D-63 | Door Hinge Pin | D-35 |
| Conduit | H-131 | Door Key | D-45 |
| Connector Anchor | E-5 | Door Latch Cover | D-45 |
| Console Assembly | D-17 | Door Latch Linkage Rod | D-45 |
| Console Harness | D-49, D-51 | Door Latch Spacer | D-45 |
| Control Kit | H-9 | Door Linkage | D-45 |
| Control Panel (Enclosed Cab Only) | D-47 | Door Seal | D-43 |
| Controller | D-51 | Door Shock | D-15, D-27 |
| Converter Housing | C-7 | Door Strap | D-15, D-37 |
| Counterbalance Valve | F-3, F-39, F-41, F-59, H-125 | Door Strap Clamp Bar | D-27 |
| Coupler | F-49, F-71 | Door Weatherstrip | D-29 |
| Coupler Dust Cap | F-49, F-71 | Dowel Pin | C-7, C-25 |
| Coupling, Female | H-163 | Draw Latch | A-3 |
| Cover Front | D-59 | Drier/Binary Bracket | D-77, D-81 |
| Coverplate | B-9, B-21 | Drive 34T Gear | C-31 |
| Cross and Bearing | B-3, B-31 | Drive Gear | C-13 |
| Crowd and Lift Valve - Dual Joysticks | H-73 | Drive Gear Bearing | C-31 |
| Crowd and Lift Valve - Single Joystick | H-111 | Drive Plate Backing Ring | C-27 |
| Crowd and Lift Valve | H-145 | Drive Plate Kit | C-9, C-27 |
| Crowd Box | F-29, F-31, F-33, F-35 | Driven Gear, 1st | C-35 |
| Crowd Box Assembly | F-5 | Driven Gear, 3rd | C-37 |
| Crowd Box Chain Sheave Assembly | F-29, F-33 | Driveplate Backing Ring | C-9 |
| Crowd Cylinder | F-39, F-41 | Driver Valve | H-75, H-95 |
| Crowd Cylinder Assembly | F-5 | Drywall Handler Assembly, Left Hand | F-75 |
| Crowd Cylinder Chain Sheave Assembly | F-39 | Drywall Handler Assembly, Right Hand | F-75 |
| Cutting Edge | F-73 | Dual Battery Hold Down | E-13 |
| Cylinder | F-51, F-53, F-55, F-73 | | |
| Cylinder Bolt | B-7, B-15, B-19, B-27 | | |

WORD INDEX

Dual Battery Jumper, Negative E-13
 Dual Battery Jumper, Positive E-13
 Dual Battery Tray E-13
 Dual Joystick Assembly H-59
 Dual Joystick Mounting Plate H-59
 Dual Rocker Handle H-101
 Dummy Plug D-59
 Dust Excluder B-23

E

Eccentric Bearing F-37
 Electrical Receptacle E-15
 Electronic Throttle Pedal D-5
 Element, Air Cleaner Primary Filter C-43
 Element, Air Cleaner Secondary Filter C-43
 Element, Transmission Filter C-29
 Enclosed Cab D-5, D-17
 End Plate C-13, C-15, C-17, C-19, C-31, C-33, C-35, C-37
 Engine Coolant Temperature Sender C-5
 Engine Cover A-7
 Engine Cover Assembly A-3
 Engine Mount Baffle C-5
 Engine Mounting Plate C-5
 Engine Oil Filter C-3
 Engine Oil Pressure Sender C-3
 Engine Oil Pressure Switch C-5
 Engine Spacer C-5
 Engine C-3
 Ether Cylinder C-53
 Ether Start Switch C-55
 Excluder, Dust B-11
 Exhaust Clamp C-45
 Exhaust Pipe C-45
 Expander Piston Ring C-9
 External Retaining Ring B-5, B-31, F-45, H-129
 External Snap Ring C-17, C-35, F-17

F

Fan D-15
 Fan Belt C-3
 Fan Guard C-47
 Female Coupling H-131
 Fender A-5
 Fender Reinforcement A-19
 Fender Support, LH A-19
 Fender Support, RH A-19
 Ferrule A-5, D-49, D-51
 Filter Element, Air Cleaner Primary C-43
 Filter Element, Air Cleaner Secondary C-43
 Filter Element, Transmission C-29
 Finger F-13
 First Driven Gear C-13
 Fitting w/Orifice, 90° F-51, F-53
 Fitting, 90° F-51, F-53
 Fitting, Tee F-73
 Flange B-9, B-21
 Flange Cap C-39
 Flange Plug C-21
 Flasher E-33
 Flat Seal H-63
 Flip Chart Plate G-7

Float Stop, LH F-77
 Float Stop, RH F-79
 Floor Safety Tread D-33
 Flow Control Valve F-59
 Foam D-59
 Foam Filled Tire B-33
 Foam Wheel and Tire Assembly (Optional) B-33
 Foot Pad H-125
 Fork Pin F-51, F-53
 Fork Pin Retainer F-51, F-53
 Fork Rest, LH F-77
 Fork Rest, RH F-79
 Fork Tilt Cylinder F-3
 Forward Clutch Bearing C-33
 Frame Level Cylinder B-5, B-31
 Frame Level Jumper Harness H-97
 Frame Level Mount B-3, B-31
 Frame Level Mounting H-129
 Frame/Level Wire Harness H-63
 Front Axle B-3, B-31
 Front Ballast Plate H-125
 Front Bearing Kit H-7
 Front Deck Plate A-3
 Front Drive Shaft Assembly B-3, B-31
 Front Frame F-55
 Front Light Wire Harness E-27, E-29
 Front Plate A-3
 Front Window D-15, D-27
 Fuel Cap A-11
 Fuel Filter C-3
 Fuel Level Gauge D-53
 Fuel Level Sender A-11
 Fuel Tank A-11
 Fuel Tank Assembly A-9
 Fully Tapered Fork, 48" F-67
 Fully Tapered Fork, 60" F-67
 Fuse E-17, E-19, E-27, E-33, E-37, H-135, H-141
 Fuse Holder Mounting Plate D-49
 Fuse Holder Plate D-51
 Fuse, 10 Amp (Enclosed) D-5
 Fuse, 30 Amp (Enclosed) D-5

G

Gauge Lights Wire Harness E-27
 Gauge Panel D-53
 Gauge Panel Assembly D-49, D-51
 Gear and Bearing C-15
 Gear and Bearing Assembly C-19
 Gear Impeller Hub C-9
 Gear Output Shaft C-21
 Gear, Side Differential B-9, B-21
 Glass Rear D-9
 Glass Side D-11, D-13
 Grapple Hook, LH F-73
 Grapple Hook, RH F-73
 Ground Jumper Cable E-7
 Guard Sheave D-73
 Guide Piston H-7
 Guide Rod F-41

H

Handle F-47, H-63

WORD INDEX

Headliner D-23, D-39
 Heat Shield C-43
 Heat Shrink Tube H-19
 Heater Hose D-57, D-59
 Heater Valve D-59, D-61
 Heater/Blower Assembly D-57, D-59
 High Pressure Fluid Decal F-55
 Hitch Pin H-143
 Hole Plug D-59
 Horizontal Wire Cover D-15, D-27
 Horn Button D-5, D-17
 Horn E-11, E-13
 Hose Clamp Plate C-51
 Hose J-Hook Cover E-13
 Hose Sheave F-13, H-137, H-143
 Hose Shield F-23, H-137, H-143
 Hose Washer Fitting D-31, D-39
 Hosing Installation - Dual Joysticks H-59
 Hosing Installation - Single Joystick H-75, H-95
 Hourmeter D-53
 Housing C-23, C-41
 Hydraulic Adapter H-5
 Hydraulic Cylinder F-59
 Hydraulic Filter H-11
 Hydraulic Filter Assembly H-3
 Hydraulic Filter Canister H-11
 Hydraulic Mounting Bracket H-3, H-159
 Hydraulic Pump H-5
 Hydraulic Pump Assembly H-3
 Hydraulic Tank A-15
 Hydraulic Tank Assembly A-13
 Hydraulic Tank Cap A-15
 Hydraulic Tank Sight Gauge A-15
 Hydraulic Tank Strainer A-15

I
 Idler 31T Gear C-31
 Idler and Pilot Shaft C-31
 Idler Gear C-13
 Idler Gear Bearing C-31
 Idler Reverse Gear C-31
 Ignition Key D-47
 Ignition Switch D-47
 Ignition Switch Cover D-47
 Ignition Switch Nut D-47
 Ignition Switch Panel (Enclosed Cab) D-47
 Ignition Switch Panel (Open Cab) D-47
 Ignition Switch Panel Assembly D-5, D-17
 Impeller Hub Gear C-27
 Indicator Light D-55
 Indicator Light Assembly D-55
 Indicator Light Bulb D-55
 Inductive Sensor H-129
 Inner Bearing F-45
 Inner Disc C-15, C-17, C-19, C-33, C-35
 Inner Disc (1st) C-37
 Inner Seal C-15, C-17, C-19, C-33, C-35, C-37
 Inner Spring C-41
 Inner Tube F-23, F-25, H-137, H-143
 Insert Clamp F-23
 Inside Latch Handle D-45
 Instrument Console D-49, D-51

Interior Light D-15, D-27
 Interior Retainer Ring F-21
 Internal Mirror D-11, D-15, D-25
 Intersection Seal Kit H-87, H-91, H-93, H-149, H-153, H-155
 IR Key Tag D-15, D-27, D-45, D-47

J
 J-hook E-11, E-13, H-37
 J-hook Hose Cover H-37
 Joint B-11, B-23
 Joystick H-63, H-97, H-101
 Joystick Support H-75
 Joystick Wire Harness H-97, H-99
 Jumper Wire Harness H-97

K
 Keeper F-13, F-33, H-137, H-143
 Keeper Bar F-9
 Keeper Pin H-125
 Key D-15, D-27
 Kit, Steer Case Left B-11, B-23
 Kit, Steer Case Right B-11, B-23
 Knob D-47

L
 L/C w/Stabs Down (Stabilizer Load Charts) G-7
 Latch Handle D-15, D-33
 Latch Keeper Backing Plate A-3
 Latch Pad Plate A-3
 Latch Plate D-15, D-33
 Latch Tool Box D-11, D-15
 Leaf Chain F-11, F-13, F-17, F-19
 Level Gage D-5, D-17
 Level Gage Modification D-5
 Level Gauge Modification D-17
 Level Sensor H-131
 Level Sensor Mounting Plate H-131
 Lift Crowd Valve Assembly H-75
 Lift Cylinder F-3
 Lift/Crowd Valve H-85, H-147
 Lift/Crowd Valve Assembly - Dual Joysticks H-135
 Lift/Crowd Valve Assembly - Single Joystick H-95, H-135
 Lift/Crowd Valve Assembly- Dual Joysticks H-59
 Light E-35
 Light Assembly E-35
 Light Bracket E-39
 Light Bracket Plate E-21, E-31
 Light Switch E-37
 Lip Seal H-7
 Load Arm F-55
 Load Arm, 48" F-45
 Load Arm, 60" F-45
 Load Arm, 72" F-45, F-57
 Load Bucket F-63
 Load Chart, 1.75 Cubic Yard Bucket G-5
 Load Chart, 12 Ft Truss Boom G-5
 Load Chart, 15 Ft Truss Boom G-5
 Load Chart, 72 Swing Carriage G-5
 Load Chart, 72" Forks G-5
 Load Chart, Quick-Attach Carriages G-5

WORD INDEX

Load Chart, S/T Carriages G-5
 Load Chart, Scrap Grapple Bucket G-5
 Locator Pin F-13, F-17, F-29, F-33
 Locking Pin F-51, F-53, F-55
 Locking Plate B-9, B-21
 Locking Strap H-63
 Logic Element H-67, H-81, H-105
 Loom C-57, H-131
 Loop Clamp F-23, H-137
 Louver (Enclosed Cab) D-17
 Louver (Enclosed) D-5
 Louver Adapter (Enclosed Cab) D-17
 Louver Adapter (Enclosed) D-5
 Louvers (Enclosed) D-5
 Lower Pin C-23, C-41
 Lower Radiator Hose C-47
 Lower Window Panel D-45

M

Magnet Plug B-7, B-19
 Magnetic Drain Plug C-25
 Main Frame A-3
 Main Manifold - Dual Joysticks H-65
 Main Manifold - Single Joystick H-103
 Main Manifold H-79, H-81
 Main Manifold Assembly - Dual Joysticks H-59
 Main Manifold Assembly - Single Joystick H-95
 Main Manifold Assembly H-75
 Male Pin C-53, E-21, E-31, E-35, E-39
 Manifold H-123, H-133
 Manifold Mounting Bracket H-113, H-117
 Manual Case D-87
 Metal Tack D-87, F-45, F-57
 Middle Spring C-23, C-41
 Mirror D-87
 Mirror Bracket D-87
 Modulation Valve Sleeve C-41
 Modulator Valve Spring C-41
 Motor Adaptor D-61
 Motorized Heater Valve D-57
 Mounting Screw C-27
 Muffler C-45
 Muffler Mounting Plate C-45

N

Negative Battery Cable E-5, E-7
 Nipple Dust Cap F-49, F-71
 Nut Retainer C-41
 Nut Stud C-11

O

Offset Pad Spacer F-7
 Offset Spacer Pad F-13
 Oil Cooler C-47, C-49
 Oil Distribution Sleeve C-37
 Oil Distributor Ring C-9
 Oil Distributor Sleeve C-15, C-33, C-35
 Oil Pressure Gauge D-53
 Oil Supply Tube O-ring C-25
 Open Cab D-5, D-17
 Open Cab Harness D-13
 Orifice H-7, H-9

Outer Disc C-15, C-17, C-19, C-33, C-35
 Outer Disc (1st) C-37
 Outer Seal C-15, C-17, C-19, C-33, C-35, C-37
 Outer Spring C-23, C-41
 Outer Tube F-23, F-25, H-137, H-143
 Output Flange C-21
 Output Flange and Plug Assembly C-39
 Output Shaft C-21, C-39
 Output Shaft Gear C-39
 Outside Door Latch D-45
 Outside Latch Gasket D-45

P

Pad Bracket F-33
 Parking Brake Switch D-55
 PC Valve Kit H-9
 Pedal H-25
 Pedal Mount Plate D-9, D-15
 Pedal Mounting Plate D-21, D-29
 Pilot Oil Filter H-89, H-151
 Pilot Oil Restrictor H-91, H-153
 Pinch Point Decal F-55
 Pinion B-13
 Pinion, Differential B-9, B-21
 Pintle Hook F-69
 Pintle Hook Mounting Plate F-69
 Pipe C-47
 Piston B-13, B-25, C-11, C-29
 Piston and Seal Assembly C-19
 Piston and Seals Assembly C-33, C-35, C-37
 Piston Clutch C-15
 Piston Ring C-9, C-15, C-17, C-19, C-33, C-35, C-37
 Pivot Nut D-5, D-17
 Pivot Pin B-23, F-3, F-59
 Planet Gear B-11, B-23
 Planetary Carrier Kit B-23
 Planetary Gear Carrier B-17
 Plastic Cover Washer D-15
 Plastic Washer Cover D-37
 Plug Control Panel D-57, D-59
 Plumb Chain D-91
 PO Check Valve H-125
 Pointer D-87
 Poppet Safety Valve C-7
 Poppet Washer C-25
 Positive Battery Cable E-5, E-7
 Power Port D-5, D-23, D-33
 Power Receptacle D-17
 Power Relay W/Diodes D-49, D-51
 Pre-Fuel Filter C-3
 Pressure Reducer H-67, H-81, H-105, H-123
 Pressure Reducing Valve H-89, H-151
 Pressure Switch H-65, H-79, H-103
 Primary Filter Element, Air Cleaner C-43
 Pull Handle A-7
 Pull Handle Backing Plate A-7
 Pull Pin F-29, H-137
 Pump Drive Shaft and Pin C-31
 Pump Mounting Screw C-11

Q

Quick Connect Coupler Dust Cap H-137, H-143

WORD INDEX

Quick Connect Nipple Dust Cap H-137, H-143
 Quick Disconnect Coupler F-57, H-137, H-143
 Quick Disconnect Coupler Dust Cap F-57
 Quick Disconnect Nipple F-57, H-137, H-143
 Quick Disconnect Nipple Dust Cap F-57
 Quick-Attach Apron F-47
 Quick-Attach Apron Assembly F-45
 Quick-Attach Carriage, 48" F-45
 Quick-Attach Carriage, 60" F-45
 Quick-Attach Carriage, 72" F-45

R

Race Thrust F-3, F-13, H-125
 Radiator C-47
 Radiator Cap C-47
 Radiator Drain C-49
 Radiator Mounting Angle C-47
 Ras Controller D-49
 RAS Cylinder H-129, H-131
 RAS Cylinder Pin H-129
 Ras Jumper Harness D-49
 Ras Mounting Plate D-49
 RAS Relay Harness E-9
 RAS Sensor Mounting Plate H-129
 Rear Axle B-3, B-31
 Rear Bearing C-19
 Rear Bearing Kit H-7
 Rear Boom Cover D-87
 Rear Cover A-3
 Rear Deck Plate, LH A-3
 Rear Deck Plate, RH A-3
 Rear Drive Shaft Assembly B-3, B-31
 Rear Frame F-55
 Rear Glass D-19
 Rear Glass Only D-15, D-33
 Rear Plate, RH A-3
 Rear Window Assembly D-15, D-33
 Rear Window w/Frame D-15
 Rear Window W/Frame D-33
 Rear Wiper Arm D-19, D-27
 Recirculation Filter (Enclosed Cab) D-17
 Recirculation Filter (Enclosed) D-5
 Reducer C-43, H-11, H-65, H-73, H-103, H-111,
 H-145, H-147, H-161, H-163, H-165
 Reduction Bushing B-11, B-23
 Refrigerant Hose Assembly D-77, D-79
 Regulator D-45
 Regulator Spool C-23, C-41
 Regulator Valve C-11
 Reinforced Rubber Washer A-3, A-7
 Relay D-51, E-5
 Relay Bracket D-49
 Relief Cartridge H-81
 Relief Valve H-67, H-105, H-133
 Repair Kit H-25
 Retainer Assembly F-55
 Retainer Clip C-7, C-25
 Retainer Screw C-15, C-33
 Retainer Snap Ring C-15, C-17, C-19
 Retainer Spring C-23
 Reverse Clutch Gear C-33
 Reverse Idler Gear C-13

Rim B-33
 Ring Gear B-11, B-23
 Ring Gear Support B-11, B-23
 Ring Piston Expander C-27
 Ring Terminal C-53, D-49, D-51
 Ring, Back-Up B-13, B-25
 Roadlights Wire Harness E-23, E-25
 Rod F-25, H-75, H-137, H-143
 Rod End F-47
 Rod, Tie Articulated B-15, B-27
 Rolldown Window Assembly D-43
 Roller H-25
 Roller Bearing C-17, C-35, C-37
 Roller Slide Cover A-7
 ROPS D-11, D-13, D-15, D-21, D-23, D-25, D-31,
 D-39
 Round Head Machine Screw E-33
 Rubber Plug D-15, D-35
 Rubber Stop Pin F-47

S

Safety Label Manual D-91
 Safety Tread (Inner Section) D-9, D-21, D-29
 Safety Tread (Outer Section) D-11, D-23
 Safety Valve Poppet C-25
 Safety Valve Seat C-25
 Safety Valve Spring C-25
 SBHCS F-3
 Scrap Bucket Assembly F-71
 Seal Oil C-9
 Sealing Washer D-27
 Seat Adjuster Kit D-85
 Seat Belt Kit D-85
 Seat Belt/Tether Kit D-85
 Seat Cush And Shell D-85
 Seat Cushion/Frame Assembly D-85
 Seat Piston and Ball C-17
 Seat Safety Valve C-7
 Seat Snap Ring C-7
 Seat Support - Vented (Enclosed Cab) D-17
 Seat Support (Enclosed) D-5
 Seat Support (Open Cab) D-17
 Seat Support (Open) D-5
 Secondary Filter Element, Air Cleaner C-43
 Selector B-13, B-25
 Sensor Port Plug C-7
 Serial No. Plate D-87
 Serial Number Decal F-55
 Servo Piston H-7
 Set, Bevel Gear B-9, B-21
 Shaft Adapter D-61
 Shaft Drum and Plug Assembly, 3rd C-35
 Shaft Drum Plug/Seat C-19
 Shaft Idler and Pin C-13
 Shaft, Drum, Plug and Seat Assembly C-37
 Sheave F-27, H-157
 Sheave Bracket F-27, H-157
 Shim Bulkhead Plate F-7
 Shim Bulkhead Plate (Single Joystick) H-139
 Shim Plate F-7, F-11, F-13, F-17, F-19, F-23, F-29,
 F-31, F-33, F-35, F-39
 Shim Set B-9, B-11, B-21, B-23

WORD INDEX

| | | | |
|--------------------------------------|---|------------------------------------|-----------------------------------|
| Shock Mount | C-5 | Starting Motor | C-3 |
| Shoulder Bolt | A-7 | Stator Support | C-27 |
| Shroud | C-47 | Steel Chain Sheave | F-15, F-21 |
| Shuttle Valve | H-67, H-81, H-105, H-123 | Steel Seal | F-43 |
| Side Glass | D-21, D-23 | Steel Sheave | F-37, F-43 |
| Side/Tilt Quick-Attach Carriage, 48" | F-49 | Steering Adj | B-13 |
| Side/Tilt Quick-Attach Carriage, 60" | F-49 | Steering And Brake Hosing Assembly | H-19 |
| Side/Tilt Quick-Attach Carriage, 72" | F-49 | Steering Column | H-21 |
| Sight Gauge | H-133 | Steering Column Plastic Cover | D-5 |
| Sika | D-21, D-23, D-27 | Steering Column/Orbital Assembly | H-19 |
| Sika Ultrafast Adhesive | D-23, D-27 | Steering Control Unit | H-21 |
| Single Joystick Assembly | H-75, H-95 | Steering Select Valve Assembly | H-17 |
| Single Joystick Control | H-77 | Steering Selector Switch | D-55 |
| Sleeve | C-17, C-19, C-21, C-23, C-39 | Steering Selector Valve | H-27 |
| Sleeve Regulator Valve | C-29 | Steering Wheel | D-5, D-17 |
| Sleeve Retaining Screw | C-35 | Stop Cable | F-29, F-33, H-137, H-143 |
| Slide Assembly Adjuster | D-85 | Stop Pad Holder, LH | F-29 |
| Slide Bar | A-3 | Stop Pad Holder, RH | F-29 |
| Sliding Side Window | D-15 | Stop Pin | C-23, C-41 |
| Sliding Window | D-33 | Stop/Turn Signal Installation | E-25 |
| Snap Ring | C-9, C-13, C-15, C-17, C-19, C-21, C-27, C-31, C-33, C-35, C-37, C-39, F-15, F-17, F-21 | Straight Hump Hose | C-43 |
| Snap Ring Retainer | C-33, C-35, C-37 | Strap Door Clamp Bar | D-15 |
| Snap Ring Seat | C-25 | Striker Bolt | D-15, D-27 |
| Snap-In-Hole Plug | D-59 | Strobe | E-21 |
| Snubbing Washer | C-3 | Strobe Light | E-21 |
| Socket Head Plug | H-7 | Stud | B-11, B-23, C-11, C-29, D-5, D-17 |
| Solenoid | C-23, H-125 | Stud Nut | C-29 |
| Solenoid Assembly | C-41 | Suction Fan | C-5 |
| Solenoid Bore Plug | C-41 | Support | B-17, B-29 |
| Solenoid Coil | C-41 | Support Arm | H-125 |
| Solenoid Valve | H-27, H-125, H-133 | Support Plate Relay | D-51 |
| Solenoid Valve | H-91, H-153 | Support Stator | C-9 |
| Spacer Bolt | C-3 | Suspension Seat | D-85 |
| Spacer Plate | C-7 | Swing Arm | H-125 |
| Spacer Ring | F-37, F-43 | Swing Carriage Assembly, 72" | F-57 |
| Speed Sensor Screw | C-7 | Swing Carriage, 72" | F-59 |
| Spinner Kit | D-5, D-17 | Switch | E-11, H-63 |
| Split Flange | H-5 | Switch Assembly | E-13 |
| Split Pin | F-51, F-53 | Switch Brake Light | H-115 |
| Spool | C-23 | Switch Panel | D-55 |
| Spring Disc Assembly | C-19 | Switch Panel Assembly | D-49, D-51 |
| Spring Kit | H-91, H-153 | Switch Plug | D-53, D-55 |
| Spring Retainer | C-41 | | |
| Spring Safety Valve | C-7 | T | |
| Spring Spacer | C-41 | Tail Pipe | C-45 |
| Springbar | H-125 | Tailpipe Mounting Plate | C-45 |
| Springbar Keeper Plate | H-127 | Tandem Sheave Assembly | H-137, H-143 |
| Stabilizer Cylinder | H-125 | Tank Mounting Bracket | A-9 |
| Stabilizer Harness | E-17 | Tapered Fork, 48" | F-67 |
| Stabilizer Pad | H-125 | Tapered Fork, 60" | F-67 |
| Stabilizer Switch, Left | E-17 | Tapered Fork, 72" | F-67 |
| Stabilizer Switch, LH | E-19 | Tapered Roll | B-9, B-11, B-21, B-23 |
| Stabilizer Switch, RH | E-19 | T-bolt Spring Clamp | C-43 |
| Stabilizer Switch, Right | E-17 | Tension Rod | H-125 |
| Stabilizer Valve | H-113, H-115, H-117 | Tensioner Pulley | D-73 |
| Stabilizer Wire Harness | E-19 | Thermo Switch | C-53 |
| Stabilizer Base | H-125 | Third Driven Gear | C-19 |
| Stand Off | H-75 | Third Shaft Drum and Plug Assembly | C-17 |
| Standard Seat | D-85 | Threaded Anchor | F-7, F-29, F-39, F-41 |
| Stand-off Hose Mount | H-137, H-143 | Threaded Rod | F-47 |
| Starter Cable Support | E-7 | Threaded Stud | H-17 |
| Starting Kit | C-53 | Three-way Connector | E-35 |

WORD INDEX

| | | | |
|---------------------------------|------------|---------------------------|-----------------------------|
| Throttle | D-17 | Wheel and Tire Assembly | B-33 |
| Thrust Bearing | C-17 | Wheel Nut | B-33 |
| Thrust Bushing | B-17, B-29 | Wheel Stud | B-11, B-23 |
| Thrust Needle Roller Bearing | C-35 | Window Rubber Seal | D-15, D-33 |
| Tie Bolt Kit | H-141 | Wing | A-19 |
| Tilt Compensation Cylinder | F-3 | Wiper Blade | D-9, D-15, D-19, D-27, D-39 |
| Tire | B-33 | Wiper Motor | D-15, D-19, D-25, D-27 |
| Tool Box Latch | D-19, D-27 | Wiper Motor Kit | D-19, D-27 |
| Top Curved Window | D-15, D-33 | Wiper Motorkit | D-9 |
| Torque Converter | C-9, C-27 | Wiper Washer Switch | D-55 |
| Transmission Case | C-7 | Wire Guide Tube, Female | E-37 |
| Transmission Element | C-11 | Wire Guide Tube, Male | E-37 |
| Transmission Filter Element | C-29 | Wire Harness Retainer | D-35 |
| Transmission Mounting Bracket | C-3 | Wiring | D-59 |
| Transmission Mounting Bushing | C-3 | Wiring Harness | C-53, C-55 |
| Transmission Shift Clamp | D-5 | Wood Screw (Enclosed Cab) | D-17 |
| Transmission Shifter | D-5, D-17 | Work Lamp | E-29, E-31 |
| Transmission Shifter Clamp | D-17 | Worklights Installation | E-23 |
| Transmission Temperature Gauge | D-53 | Worklights Switch | E-27 |
| Transmission Temperature Sender | C-3 | | |
| Transmission | C-3 | | |
| Trunnion Pin | F-13 | | |
| Truss Boom - 12 Ft | F-61 | | |
| Truss Boom - 15 Ft | F-61 | | |
| T-support | F-9 | | |
| Tube | C-43, C-53 | | |
| Tube and Screen Assembly | C-25 | | |
| Tube Clamp | H-143 | | |
| Tube Stabilizer | H-125 | | |
| Turbine Shaft | C-15, C-33 | | |
| Turbine Shaft Bearing | C-33 | | |
| Turn Signal Switch | E-33 | | |

U

| | |
|---------------------|------------|
| Upper Pin | C-23, C-41 |
| Upper Radiator Hose | C-47 |

V

| | |
|------------------------------|--|
| Valve | B-5, B-31, D-57, D-59, H-27, H-81, H-105 |
| Valve Assembly | H-67, H-105 |
| Valve Lever Arm | D-61 |
| Vandal Cover Plate, LH | D-89 |
| Vandal Cover Plate, RH | D-89 |
| Vandal Resistant Battery Tab | E-11 |
| V-belt | D-71 |
| Vent | B-7, B-19 |
| Vertical Wire Cover | D-13, D-15, D-23, D-35 |
| Voltmeter Gauge | D-53 |
| Vr C Enclosed Cab Harness | D-15 |

W

| | |
|---|------------------------------------|
| Washer Bearing Support | C-17 |
| Washer Bottle | D-5, D-17 |
| Washer Poppet | C-7 |
| Water Temperature Gauge | D-53 |
| Waterproof Connector | C-53 |
| Waterproof Terminal | C-53 |
| Wear Pad A-3, A-5, F-7, F-11, F-13, F-17, F-19, F-23, F-29, F-31, F-33, F-35, F-39, H-125 | |
| Wear Plate | C-15, C-17, C-19, C-33, C-35, C-37 |
| Weatherstrip Door Frame | D-15 |
| Wet Arm Washer Kit | D-15, D-23, D-41 |

NUMERICAL INDEX

| COMM.NO. | PAGE | COMM.NO. | PAGE | COMM.NO. | PAGE | COMM.NO. | PAGE |
|----------|-------|----------|-------|----------|-------|----------|-------|
| 10486116 | B-7 | 13161815 | F-17 | 13174081 | D-15 | 13193289 | H-83 |
| | B-19 | | F-23 | | D-27 | 13195748 | H-63 |
| 13036603 | B-5 | 13161823 | F-11 | 13174099 | D-15 | 13195821 | E-21 |
| 13066881 | B-9 | | F-13 | | D-33 | | E-31 |
| | B-21 | 13161849 | C-3 | 13176979 | H-43 | 13195862 | F-47 |
| 13079140 | H-121 | 13161856 | C-3 | | H-45 | 13195912 | C-45 |
| 13104021 | B-15 | 13161872 | F-47 | 13181250 | H-15 | 13195920 | C-45 |
| | B-27 | 13161898 | H-125 | 13181268 | H-39 | 13197108 | E-27 |
| 13111422 | E-11 | 13163274 | H-27 | | H-41 | 13198312 | H-129 |
| | E-13 | 13165477 | F-61 | | H-43 | 13198353 | G-3 |
| 13120969 | H-29 | 13165501 | F-29 | | H-45 | 13198742 | F-49 |
| | H-33 | | F-31 | 13181284 | H-13 | 13199344 | G-3 |
| 13124789 | H-29 | | F-33 | | H-15 | 13199393 | F-47 |
| | H-31 | | F-35 | 13181334 | H-39 | 13200027 | D-59 |
| | H-33 | 13165535 | F-7 | | H-43 | 13200035 | D-59 |
| | H-35 | | F-13 | 13181375 | H-39 | 13205463 | H-27 |
| 13130323 | H-29 | | F-19 | | H-41 | 13209887 | D-5 |
| | H-33 | 13165543 | F-7 | | H-43 | | D-17 |
| | H-35 | | F-13 | | H-45 | 13214051 | D-57 |
| 13130786 | H-29 | | F-19 | | H-83 | | D-59 |
| | H-31 | 13165550 | F-7 | | H-107 | 13217823 | F-3 |
| | H-33 | | F-11 | | H-109 | 13220157 | G-3 |
| | H-35 | 13165568 | F-7 | 13181383 | H-69 | 13220389 | H-39 |
| 13155361 | C-5 | | F-11 | | H-71 | | H-43 |
| 13156781 | F-7 | 13165584 | F-11 | | H-107 | 13220405 | H-65 |
| | F-11 | 13166277 | H-125 | | H-109 | | H-79 |
| 13156799 | F-7 | 13167028 | F-11 | 13181417 | H-83 | | H-103 |
| | F-11 | 13167812 | D-77 | 13181441 | H-69 | 13220488 | H-135 |
| | F-13 | | E-7 | 13181466 | H-57 | | H-141 |
| | F-19 | 13168356 | H-125 | 13181482 | H-13 | | H-143 |
| | F-33 | 13168380 | H-125 | 13183322 | F-41 | 13220835 | D-31 |
| 13156963 | D-79 | 13168406 | H-125 | 13183413 | F-29 | | D-39 |
| | D-83 | 13168562 | H-27 | | F-33 | 13224662 | D-45 |
| 13156989 | D-77 | 13168570 | H-3 | 13183421 | F-39 | 13224746 | F-73 |
| | D-81 | 13168752 | F-27 | 13183439 | F-23 | 13224803 | C-45 |
| 13156997 | D-57 | | H-157 | 13184460 | D-11 | 13224969 | B-5 |
| | D-59 | 13168828 | F-3 | | D-13 | | B-31 |
| 13157938 | F-43 | | F-9 | | D-21 | 13224985 | H-75 |
| 13158001 | F-37 | 13169040 | F-17 | | D-23 | 13225156 | D-53 |
| 13158340 | A-3 | 13170048 | B-33 | 13184478 | D-9 | | D-55 |
| 13158357 | F-23 | 13170055 | B-33 | | D-19 | 13228218 | B-11 |
| | H-143 | 13170089 | B-33 | 13185038 | F-23 | | B-23 |
| 13158522 | F-13 | 13170097 | B-33 | | H-137 | 13228226 | B-11 |
| 13158548 | F-7 | 13170147 | F-59 | | H-143 | | B-23 |
| | H-137 | 13170188 | F-59 | 13185756 | F-43 | 13228580 | H-133 |
| | H-143 | 13170493 | G-5 | 13187364 | F-47 | 13229125 | B-11 |
| 13158621 | F-33 | 13170535 | H-63 | 13190830 | H-71 | | B-23 |
| 13158647 | D-5 | 13173257 | H-129 | | H-109 | 13229133 | B-11 |
| | D-17 | | H-131 | 13190921 | H-107 | | B-23 |
| 13159397 | F-17 | 13173331 | H-113 | | H-109 | 13229166 | B-11 |
| | F-19 | | H-115 | 13191085 | H-53 | | B-23 |
| 13159439 | F-23 | | H-117 | | H-57 | 13230164 | F-9 |
| | F-25 | 13173802 | H-11 | 13191234 | D-9 | | F-3 |
| 13159454 | F-7 | 13174032 | D-15 | | D-15 | 13232244 | F-45 |
| | F-13 | | D-33 | | D-21 | | F-45 |
| 13159462 | F-7 | 13174057 | D-13 | | D-29 | 13232251 | F-45 |
| 13159504 | F-11 | | D-15 | 13191291 | D-15 | 13232277 | F-25 |
| | F-13 | | D-23 | | D-41 | | F-45 |
| 13161724 | D-5 | | D-35 | 13193156 | H-39 | 13236872 | D-5 |
| | D-17 | 13174065 | D-15 | | H-41 | | D-17 |
| | | | D-27 | 13193271 | H-83 | | |

NUMERICAL INDEX

| COMM.NO. | PAGE | COMM.NO. | PAGE | COMM.NO. | PAGE | COMM.NO. | PAGE |
|----------|-------|----------|-------|----------|-------|----------|-------|
| 13243639 | F-7 | 13267000 | D-59 | 13280680 | D-17 | 13286034 | H-125 |
| | F-13 | 13267018 | D-69 | 13281415 | F-3 | 13286083 | H-125 |
| | F-17 | 13267067 | C-47 | 13281431 | F-3 | 13287420 | B-3 |
| 13248505 | B-5 | 13267109 | C-49 | 13281472 | F-3 | | B-31 |
| | B-31 | 13267125 | C-47 | 13281514 | D-47 | 13295852 | E-21 |
| 13248513 | D-15 | 13267174 | C-43 | 13281571 | C-47 | 13297684 | H-95 |
| | D-27 | 13267182 | C-43 | 13281597 | C-47 | 13300124 | G-7 |
| 13248521 | D-15 | 13267273 | D-17 | 13281647 | C-47 | 13300215 | E-21 |
| | D-33 | 13267406 | D-47 | 13282199 | H-67 | | E-31 |
| 13252648 | C-3 | 13267414 | D-47 | 13284112 | F-39 | 13300223 | H-59 |
| 13252713 | B-33 | 13267448 | G-7 | | F-41 | 13300256 | D-5 |
| 13252747 | F-77 | 13267513 | D-55 | 13284120 | H-125 | | D-17 |
| 13252754 | F-79 | 13267570 | D-49 | 13284138 | F-39 | 13300264 | D-5 |
| 13252788 | F-77 | | D-51 | | F-41 | | D-17 |
| 13252796 | F-79 | 13267596 | H-21 | 13284211 | F-73 | 13300272 | H-131 |
| 13253125 | D-15 | 13268164 | F-67 | 13284229 | F-73 | 13300280 | C-51 |
| | D-19 | 13269147 | H-63 | 13284237 | F-73 | 13300504 | D-57 |
| | D-25 | 13269287 | H-63 | 13284245 | F-73 | | D-59 |
| 13254644 | D-47 | 13269295 | H-63 | 13284252 | F-73 | 13300538 | D-5 |
| 13258249 | A-5 | 13269303 | H-63 | 13284260 | F-73 | | D-17 |
| | H-125 | 13269311 | H-63 | 13284278 | F-73 | 13300553 | D-53 |
| 13258314 | A-11 | 13269329 | H-63 | 13284286 | F-73 | 13300561 | C-49 |
| 13258439 | A-15 | 13269360 | H-27 | 13284294 | F-73 | 13300579 | C-49 |
| 13258611 | H-81 | 13269402 | H-81 | 13284302 | F-73 | 13300587 | D-75 |
| 13258629 | H-105 | | H-105 | 13284310 | F-73 | 13300637 | D-73 |
| 13258942 | D-61 | 13269410 | H-67 | 13284328 | F-73 | 13300660 | D-77 |
| 13258959 | D-61 | | H-81 | 13284336 | F-73 | | D-81 |
| 13258967 | D-61 | | H-105 | 13284344 | F-73 | 13300678 | D-77 |
| 13258975 | D-61 | | H-123 | 13284351 | F-73 | | D-81 |
| 13258983 | D-61 | 13269428 | H-81 | 13284369 | F-73 | 13300686 | D-77 |
| 13258991 | D-61 | | H-105 | 13284377 | F-73 | | D-79 |
| 13259007 | D-61 | 13269436 | H-81 | 13284385 | F-73 | | D-81 |
| 13259015 | D-61 | | H-105 | 13284393 | F-73 | | D-83 |
| 13259023 | D-61 | 13269451 | H-7 | 13284401 | F-73 | 13300694 | D-77 |
| 13259189 | H-65 | 13269469 | H-7 | 13284450 | C-11 | | D-79 |
| | H-103 | 13269477 | H-7 | | C-29 | | D-81 |
| 13259270 | A-19 | 13269485 | H-7 | 13284476 | B-17 | | D-83 |
| 13259288 | A-19 | 13269493 | H-9 | | B-29 | 13304068 | H-15 |
| 13259304 | F-77 | 13269592 | H-9 | 13284633 | H-67 | 13304076 | H-13 |
| 13259312 | F-79 | 13269600 | H-7 | | H-105 | | H-15 |
| 13263249 | H-27 | 13273354 | E-15 | 13284690 | D-15 | 13304084 | H-15 |
| 13263256 | H-27 | 13273362 | E-15 | | D-27 | 13304092 | H-65 |
| 13263264 | H-105 | 13274535 | D-73 | | D-45 | | H-103 |
| 13263306 | B-7 | 13279187 | H-125 | | D-47 | 13305537 | H-33 |
| | B-19 | 13279203 | H-125 | 13284708 | C-3 | 13305545 | H-33 |
| 13264619 | H-73 | 13280086 | E-17 | 13284716 | C-3 | 13305552 | E-5 |
| 13264643 | H-85 | | E-19 | 13284724 | C-3 | 13305578 | H-97 |
| | H-111 | 13280094 | E-17 | 13284732 | C-3 | | H-99 |
| 13264650 | H-141 | | E-19 | 13284773 | C-17 | 13305586 | D-27 |
| 13264700 | B-3 | 13280102 | D-55 | | C-35 | 13305602 | H-135 |
| | B-31 | 13280110 | H-135 | 13284781 | C-11 | | H-141 |
| 13264742 | H-65 | | H-141 | | C-29 | 13305636 | E-23 |
| 13264759 | H-103 | 13280128 | D-55 | 13285002 | G-5 | | E-25 |
| 13264767 | A-19 | 13280664 | D-11 | 13285010 | G-5 | 13305644 | H-131 |
| 13265228 | D-17 | | D-13 | 13285028 | G-5 | 13305685 | D-77 |
| 13265384 | D-71 | | D-15 | 13285481 | D-15 | | D-79 |
| 13266606 | A-19 | | D-21 | | D-37 | | D-81 |
| 13266697 | H-97 | | D-23 | 13285739 | H-97 | | D-83 |
| 13266739 | H-27 | | D-25 | 13285747 | H-159 | 13305693 | C-55 |
| 13266754 | F-73 | | D-31 | 13285754 | H-125 | 13305701 | E-5 |
| 13266762 | F-73 | | D-39 | 13285994 | H-125 | | |

NUMERICAL INDEX

| COMM.NO. | PAGE | COMM.NO. | PAGE | COMM.NO. | PAGE | COMM.NO. | PAGE |
|----------|-------|----------|-------|----------|-------|----------|-------|
| 13305719 | H-69 | 13315353 | H-39 | 13334339 | H-51 | 13365804 | D-87 |
| | H-107 | | H-41 | | H-55 | 13366489 | D-17 |
| 13305727 | H-69 | | H-43 | 13334503 | E-39 | 13372602 | D-85 |
| | H-107 | | H-45 | 13334529 | E-37 | 13372735 | D-57 |
| 13305735 | H-69 | 13315379 | H-147 | 13334552 | F-13 | | D-59 |
| | H-71 | 13315395 | H-145 | | F-27 | 13375431 | G-3 |
| | H-107 | 13315437 | A-3 | | H-137 | 13375456 | A-3 |
| | H-109 | 13315445 | A-3 | | H-143 | 13375464 | A-3 |
| 13305743 | H-69 | 13315452 | A-3 | | H-157 | 13382304 | E-37 |
| | H-71 | 13315767 | D-55 | 13334560 | F-29 | 13384854 | H-67 |
| | H-107 | 13315783 | D-5 | | H-137 | | H-105 |
| | H-109 | | D-17 | 13334586 | F-23 | 13388384 | F-7 |
| 13305750 | H-71 | 13315874 | G-3 | | H-137 | | H-139 |
| | H-83 | | G-5 | 13334602 | F-7 | 13402375 | H-13 |
| | H-109 | 13316807 | H-75 | | H-137 | 13409735 | G-3 |
| 13305768 | H-121 | | H-95 | 13334826 | A-7 | 13409743 | B-33 |
| 13305776 | H-121 | 13316815 | G-5 | 13334974 | A-7 | 13409750 | B-33 |
| 13305784 | H-115 | 13316823 | G-5 | 13335237 | A-5 | 13409776 | B-33 |
| | H-121 | 13316831 | D-49 | 13335575 | C-7 | 13409784 | B-33 |
| 13305792 | H-97 | | D-51 | 13337845 | E-5 | 13409792 | B-33 |
| 13306303 | F-55 | 13316849 | D-47 | | E-7 | 13409800 | B-33 |
| 13306477 | C-7 | 13316880 | G-5 | 13337852 | E-5 | 13413471 | E-13 |
| 13306501 | E-5 | 13316898 | H-61 | | E-7 | 13414248 | D-5 |
| 13306519 | E-7 | 13316914 | G-5 | 13337860 | H-51 | | D-17 |
| 13306527 | H-95 | 13316930 | D-51 | | H-55 | 13414255 | D-5 |
| 13306535 | E-7 | 13318209 | H-21 | 13337886 | H-51 | | D-17 |
| 13306568 | D-59 | 13318357 | D-73 | | H-55 | 13414727 | C-43 |
| 13306642 | E-27 | 13318373 | C-47 | | H-137 | 13421896 | F-3 |
| | E-29 | 13318621 | C-43 | 13340146 | G-3 | 13437884 | D-85 |
| 13306659 | E-17 | 13318670 | D-17 | 13340237 | G-5 | 13442918 | E-13 |
| | E-19 | 13318738 | H-63 | 13340393 | D-87 | 13442926 | E-13 |
| 13306683 | H-95 | 13318746 | D-49 | 13340484 | F-45 | 13443155 | H-77 |
| 13306691 | H-69 | | D-51 | | F-57 | 13443189 | D-5 |
| 13307103 | H-69 | 13318795 | A-3 | 13341466 | D-91 | 13443221 | G-7 |
| 13307111 | H-69 | 13318860 | H-33 | 13345020 | G-3 | 13443254 | H-29 |
| | H-83 | 13320510 | D-15 | 13345038 | G-7 | 13443353 | H-79 |
| 13307137 | D-23 | 13320882 | H-127 | 13345046 | D-73 | 13444138 | H-101 |
| 13307152 | D-11 | 13322631 | F-29 | 13345202 | G-5 | 13444146 | H-101 |
| | D-15 | | H-137 | 13345210 | G-5 | 13444153 | H-101 |
| | D-25 | 13322649 | F-29 | 13345228 | G-5 | 13444161 | B-29 |
| 13307178 | H-141 | 13322656 | F-29 | 13345236 | G-5 | 13444179 | H-81 |
| 13307202 | C-53 | 13323274 | E-13 | 13345244 | G-5 | | H-105 |
| 13307863 | C-47 | 13323415 | A-3 | 13345251 | G-5 | 13444781 | B-11 |
| 13307871 | C-47 | 13325386 | F-17 | 13345269 | G-5 | | B-23 |
| 13307889 | D-5 | 13326095 | F-69 | 13345277 | G-5 | 13444963 | B-21 |
| | D-17 | 13326327 | F-69 | 13345285 | G-5 | 13481130 | C-3 |
| 13307913 | H-21 | 13328596 | E-37 | 13345293 | G-5 | 13481270 | E-5 |
| 13307962 | C-5 | 13328604 | E-39 | 13345301 | G-5 | 13481809 | E-13 |
| 13307970 | C-51 | 13328612 | E-37 | 13345319 | G-5 | 13481817 | E-13 |
| 13307988 | C-51 | 13328752 | E-37 | 13345327 | C-47 | 13482187 | B-33 |
| 13307996 | D-89 | 13329701 | F-23 | 13348917 | C-45 | 13484084 | F-7 |
| 13308002 | D-89 | | H-139 | 13348925 | H-47 | | H-137 |
| 13308010 | D-89 | 13329719 | F-23 | 13348933 | H-31 | 13491741 | H-67 |
| 13308028 | C-47 | | H-137 | | H-35 | | H-105 |
| 13308044 | C-3 | 13334305 | H-51 | 13355003 | D-71 | 13491758 | H-67 |
| 13309331 | C-7 | | H-55 | 13360029 | F-65 | 13491766 | H-67 |
| 13314638 | G-5 | 13334313 | H-53 | 13360243 | G-7 | | H-105 |
| 13315338 | H-39 | | H-55 | 13360482 | B-5 | 13491774 | H-67 |
| | H-43 | 13334321 | H-51 | 13360490 | B-5 | | H-81 |
| 13315346 | H-39 | | H-55 | 13360680 | H-63 | | H-105 |
| | H-43 | | | 13365796 | D-51 | | |

NUMERICAL INDEX

| COMM.NO. | PAGE | COMM.NO. | PAGE | COMM.NO. | PAGE | COMM.NO. | PAGE |
|----------|-------|----------|-------|----------|-------|----------|------|
| 13491782 | H-67 | 13510516 | H-91 | 13847140 | E-5 | 22084818 | D-5 |
| | H-105 | | H-153 | 13849021 | H-75 | | D-17 |
| 13491790 | H-67 | 13510524 | H-91 | 13852256 | C-3 | 22088256 | D-15 |
| | H-105 | | H-153 | 13852579 | D-45 | | D-23 |
| 13491808 | H-67 | 13510532 | H-91 | 13852587 | D-45 | | D-41 |
| | H-81 | | H-153 | 13855572 | G-3 | 22109284 | D-15 |
| | H-105 | 13510557 | H-91 | | G-5 | | D-33 |
| 13491816 | H-67 | | H-153 | 13855598 | G-3 | 22109292 | D-15 |
| | H-81 | 13510565 | H-93 | 13855648 | G-3 | | D-33 |
| | H-105 | | H-155 | | G-5 | 22109300 | D-15 |
| 13491824 | H-67 | 13510573 | H-91 | 13856513 | E-5 | | D-33 |
| | H-105 | | H-153 | 13856562 | D-13 | 22109318 | D-15 |
| 13491832 | H-67 | 13510581 | H-91 | 13856570 | D-5 | | D-33 |
| | H-105 | | H-153 | 13856588 | E-5 | 22109326 | D-15 |
| 13491840 | H-105 | 13510615 | H-91 | 13856596 | H-29 | | D-33 |
| 13494299 | B-11 | | H-153 | 13856604 | F-27 | 35304286 | G-5 |
| | B-23 | 13510631 | H-91 | | H-157 | 43800432 | D-49 |
| 13494307 | B-11 | | H-153 | 13856612 | H-165 | 43801174 | D-49 |
| | B-23 | 13510656 | H-91 | 13856620 | H-165 | 43801208 | D-49 |
| 13494455 | D-85 | | H-153 | 13856729 | G-5 | 43802099 | B-9 |
| 13494463 | D-85 | 13510706 | H-101 | 13856737 | H-75 | | B-21 |
| 13494661 | D-85 | 13510722 | H-101 | 13856786 | E-9 | 43802107 | B-9 |
| 13497532 | C-7 | 13510748 | H-101 | 13871496 | H-81 | | B-21 |
| 13497540 | C-7 | 13510755 | H-101 | 13871504 | H-81 | 43802115 | B-11 |
| 13497557 | C-7 | 13510763 | F-55 | 13871512 | H-81 | | B-23 |
| 13497565 | C-7 | 13510771 | F-55 | 13880257 | F-27 | 43802123 | B-11 |
| 13497573 | C-7 | 13510789 | F-55 | | H-157 | 43802131 | B-23 |
| 13497581 | C-7 | 13510797 | F-55 | 13880463 | D-5 | 43802149 | B-23 |
| 13497599 | C-7 | 13510805 | F-55 | 13883848 | A-7 | 43802156 | B-23 |
| 13497607 | C-7 | 13510813 | F-55 | 13883863 | A-3 | 43802164 | B-23 |
| 13497615 | C-7 | 13510821 | F-55 | 14083992 | D-5 | 43802339 | E-11 |
| 13497623 | C-7 | 13510839 | F-55 | | D-17 | | E-13 |
| 13497631 | C-23 | 13510847 | F-55 | 18003434 | D-85 | 43804483 | E-29 |
| 13497649 | C-23 | 13510854 | F-55 | 18003764 | D-85 | | E-31 |
| 13497656 | C-23 | 13510862 | F-55 | 18005819 | H-115 | 43806108 | D-23 |
| 13497664 | C-23 | 13510870 | F-55 | 18006312 | H-83 | | D-39 |
| 13497672 | C-23 | 13510896 | F-55 | 18006320 | H-83 | 43806116 | D-35 |
| 13497680 | C-23 | 13510904 | F-55 | 18008029 | D-5 | 43806157 | D-23 |
| 13497698 | C-23 | 13510912 | F-55 | | D-17 | | D-27 |
| 13497706 | C-23 | 13510920 | F-55 | 19282102 | D-5 | 43806165 | D-21 |
| 13497714 | C-23 | 13510938 | F-55 | | D-17 | | D-23 |
| 13497722 | C-23 | 13510946 | F-55 | | D-23 | | D-27 |
| 13510441 | H-87 | 13510953 | F-55 | | D-33 | 43824994 | D-59 |
| | H-149 | 13510961 | F-55 | 19292622 | D-85 | 43825009 | D-59 |
| 13510458 | H-87 | 13510979 | F-55 | 19292630 | D-85 | 43825017 | D-59 |
| | H-149 | 13510987 | F-55 | 19292739 | G-5 | 43825025 | D-59 |
| 13510466 | H-87 | 13510995 | F-55 | 19310697 | B-23 | 43825033 | D-59 |
| | H-149 | 13517040 | B-33 | 19312685 | H-79 | 43825041 | D-59 |
| 13510474 | H-87 | 13517057 | B-33 | 19312701 | H-79 | 43825058 | D-59 |
| | H-149 | 13517065 | B-33 | 19314681 | H-75 | 43825066 | D-59 |
| 13510482 | H-89 | 13526850 | D-49 | 22067607 | D-15 | 43825074 | D-59 |
| | H-151 | 13526868 | D-15 | 22080170 | D-43 | 43825082 | D-59 |
| 13510490 | H-89 | 13831698 | D-57 | | D-45 | 43825090 | D-59 |
| | H-151 | | D-59 | 22080188 | D-45 | 43825108 | D-59 |
| 13510508 | H-87 | 13835590 | H-81 | 22080196 | D-45 | 43825116 | D-59 |
| | H-91 | 13838123 | D-57 | 22080204 | D-45 | 43825124 | D-59 |
| | H-93 | 13842240 | D-5 | 22080212 | D-45 | 43825132 | D-59 |
| | H-149 | 13842950 | D-49 | 22080220 | D-43 | 43825140 | D-59 |
| | H-153 | 13843123 | D-59 | 22080238 | D-15 | 43825157 | D-59 |
| | H-155 | 13843131 | D-47 | | D-25 | 43825165 | D-59 |
| | | 13843693 | C-3 | | D-45 | 43825173 | D-59 |

NUMERICAL INDEX

| COMM.NO. | PAGE | COMM.NO. | PAGE | COMM.NO. | PAGE | COMM.NO. | PAGE |
|----------|-------|----------|-------|----------|-------|----------|-------|
| 43875400 | B-17 | 54484233 | C-41 | 54626866 | H-133 | 54633185 | B-11 |
| 50264860 | A-19 | 54493176 | C-7 | 54626874 | H-133 | | B-23 |
| | C-5 | 54493259 | C-43 | 54626981 | H-133 | 54633193 | B-11 |
| 50266907 | C-43 | 54493424 | C-23 | 54628326 | D-15 | | B-23 |
| 50266972 | C-45 | 54496328 | A-3 | | D-29 | 54633201 | B-11 |
| 50268127 | B-3 | 54496591 | C-7 | 54632765 | B-7 | | B-23 |
| | B-31 | | C-25 | | B-19 | 54633219 | B-11 |
| | F-3 | 54496716 | C-19 | | B-25 | | B-23 |
| | F-9 | | C-37 | 54632773 | B-9 | 54633227 | B-11 |
| | H-129 | 54496781 | C-23 | | B-21 | 54633235 | B-11 |
| 50274299 | C-47 | | C-35 | 54632781 | B-9 | | B-23 |
| 50275395 | F-59 | 54503016 | B-33 | | B-21 | 54633276 | B-25 |
| 50278019 | H-7 | 54503644 | F-7 | 54632799 | B-9 | 54633292 | B-13 |
| 50278894 | H-7 | | H-137 | 54632807 | B-9 | | B-25 |
| | H-9 | 54511084 | B-3 | | B-21 | 54633326 | B-13 |
| 50754977 | C-7 | | B-31 | 54632815 | B-9 | | B-25 |
| | C-25 | 54515879 | D-15 | | B-21 | 54633334 | B-13 |
| 50755230 | C-21 | | D-25 | 54632823 | B-9 | | B-25 |
| | C-39 | 54516034 | D-15 | | B-21 | 54633342 | B-25 |
| 50801257 | C-7 | 54516513 | D-27 | 54632831 | B-9 | 54633359 | B-25 |
| 50829662 | H-159 | 54516836 | E-11 | | B-21 | 54633375 | B-25 |
| 50959824 | C-9 | 54524418 | C-43 | 54632849 | B-9 | 54633383 | B-13 |
| | C-27 | 54524434 | C-43 | | B-21 | | B-25 |
| 51009108 | C-7 | 54525811 | F-7 | 54632856 | B-9 | 54633391 | B-15 |
| 51009116 | C-7 | | F-25 | | B-21 | | B-27 |
| | C-25 | | H-137 | 54632914 | B-9 | 54633433 | B-17 |
| 54441506 | D-3 | | H-143 | | B-21 | 54633441 | B-13 |
| 54465836 | H-17 | 54534144 | F-7 | 54632922 | B-9 | 54633458 | B-13 |
| 54471859 | H-51 | | H-143 | | B-21 | 54633466 | B-13 |
| | H-55 | 54545983 | B-11 | 54632930 | B-9 | 54633474 | B-13 |
| 54472451 | H-31 | | B-23 | | B-21 | 54633490 | B-13 |
| | H-35 | 54545991 | B-11 | 54632948 | B-9 | 54633508 | B-13 |
| 54473004 | D-27 | | B-23 | | B-21 | 54633516 | B-13 |
| 54479407 | B-31 | 54579933 | D-9 | 54632955 | B-9 | 54633540 | B-13 |
| 54483037 | C-7 | | D-21 | | B-21 | 54633557 | B-13 |
| 54483086 | C-9 | | D-29 | 54632963 | B-9 | 54634175 | C-9 |
| | C-27 | 54579941 | D-11 | | B-21 | | C-27 |
| 54483763 | C-13 | | D-23 | 54632971 | B-9 | 54635552 | H-133 |
| | C-35 | | D-33 | | B-21 | 54635560 | H-133 |
| 54483904 | C-23 | 54581475 | B-13 | 54632989 | B-9 | 54638564 | F-59 |
| | C-35 | | B-25 | | B-21 | 54638572 | F-59 |
| 54483961 | C-17 | 54581483 | B-13 | 54633029 | B-11 | 54638598 | F-59 |
| | C-19 | | B-25 | | B-23 | 54638606 | F-59 |
| | C-35 | 54581491 | B-13 | 54633037 | B-11 | 54640404 | H-5 |
| | C-37 | | B-25 | | B-23 | 54654322 | F-39 |
| 54483987 | C-17 | 54601299 | A-3 | 54633045 | B-11 | | F-41 |
| | C-35 | 54607296 | F-21 | | B-23 | 54666094 | D-55 |
| 54484001 | C-17 | 54610704 | F-43 | 54633052 | B-11 | 54666102 | D-55 |
| | C-35 | 54610811 | F-37 | | B-23 | 54680087 | C-43 |
| 54484035 | C-17 | 54611975 | D-15 | 54633060 | B-11 | 54680103 | C-43 |
| | C-35 | | D-29 | | B-23 | 54683495 | C-23 |
| 54484043 | C-17 | 54612494 | G-9 | 54633078 | B-11 | | C-41 |
| | C-35 | 54615711 | C-3 | 54633110 | B-11 | 54688619 | E-21 |
| 54484050 | C-17 | 54616339 | F-17 | 54633128 | B-11 | 54714258 | A-19 |
| | C-35 | 54616545 | F-7 | 54633136 | B-11 | 54718226 | D-13 |
| 54484092 | C-43 | | H-143 | 54633144 | B-11 | | D-23 |
| 54484142 | C-21 | 54626783 | H-133 | | B-23 | | D-31 |
| | C-39 | 54626809 | H-133 | 54633151 | B-11 | 54718291 | D-11 |
| 54484191 | C-41 | 54626817 | H-133 | | B-23 | | D-15 |
| 54484217 | C-41 | 54626841 | H-133 | 54633169 | B-11 | | D-19 |
| 54484225 | C-41 | 54626858 | H-133 | | B-23 | | D-27 |

NUMERICAL INDEX

| COMM.NO. | PAGE | COMM.NO. | PAGE | COMM.NO. | PAGE | COMM.NO. | PAGE |
|----------|-------|----------|-------|----------|-------|----------|------|
| 54718366 | D-15 | 58880667 | H-29 | 59050740 | A-3 | 59115857 | F-19 |
| | D-27 | | H-33 | | E-29 | | F-23 |
| 54720032 | C-43 | 58886029 | C-9 | | E-35 | | F-31 |
| 54720800 | D-15 | | C-27 | | E-37 | | F-35 |
| | D-35 | 58886052 | C-9 | | H-131 | 59115873 | F-7 |
| 54726948 | C-3 | | C-27 | 59052902 | H-81 | | F-13 |
| 54727342 | C-7 | 58891540 | H-7 | 59054189 | H-163 | | F-17 |
| 54728886 | F-59 | 58892902 | D-47 | 59056036 | H-11 | | F-19 |
| 54729207 | H-123 | 58893249 | D-5 | 59072694 | D-9 | | F-23 |
| 54729215 | H-123 | 58909268 | D-55 | | D-15 | 59116277 | A-7 |
| 54729223 | H-123 | 58910662 | D-71 | | D-19 | 59116509 | F-13 |
| 54729231 | H-123 | 58916925 | B-11 | | D-27 | | F-17 |
| 54729249 | H-123 | | B-23 | 59072702 | D-43 | | F-29 |
| 54729256 | H-67 | 58917014 | B-13 | 59078899 | B-7 | | F-33 |
| | H-81 | 58917055 | B-13 | | B-19 | 59116558 | D-87 |
| | H-105 | | B-25 | 59079871 | B-25 | 59117309 | E-29 |
| | H-123 | 58917063 | B-13 | 59087361 | G-3 | 59117317 | E-3 |
| 54729264 | H-123 | 58917097 | B-13 | 59087569 | G-3 | 59118521 | C-57 |
| 54731047 | B-15 | 58917113 | B-13 | 59096735 | F-49 | 59124107 | C-7 |
| | B-27 | 58917147 | B-13 | | F-57 | | C-25 |
| 54747340 | H-21 | 58917261 | D-47 | | F-71 | 59124115 | C-25 |
| 56944390 | F-3 | 58917436 | B-9 | | H-137 | | C-29 |
| 56944465 | B-5 | | B-21 | | H-143 | 59124123 | C-7 |
| | B-31 | 58933623 | C-45 | 59096743 | F-49 | | C-25 |
| | F-3 | 58948274 | D-49 | | F-57 | 59124131 | C-7 |
| 57181240 | H-125 | 58948340 | H-131 | | F-71 | | C-25 |
| 57183584 | F-3 | 58951674 | H-125 | | H-137 | 59124149 | C-7 |
| 58220567 | H-7 | 58961582 | E-33 | | H-143 | 59124164 | C-7 |
| 58753104 | C-53 | 58962143 | H-29 | 59096750 | F-49 | | C-25 |
| 58753112 | C-53 | 58962226 | D-57 | | F-57 | 59124172 | C-7 |
| 58754433 | C-53 | | D-59 | | F-71 | | C-25 |
| 58771940 | D-49 | 58962879 | D-15 | | H-137 | 59124198 | C-13 |
| | D-51 | | D-27 | | H-143 | | C-31 |
| 58777301 | H-5 | 58965377 | E-5 | 59096768 | F-49 | 59124578 | C-5 |
| 58783242 | A-3 | 58965526 | G-3 | | F-57 | 59124677 | H-11 |
| 58793183 | F-45 | | H-125 | | F-71 | 59126961 | D-47 |
| | F-57 | 58965583 | G-3 | | H-137 | 59129528 | A-11 |
| 58793191 | F-45 | | G-5 | | H-143 | 59129593 | F-47 |
| 58793209 | F-45 | 58965617 | G-5 | 59100941 | F-7 | 59130617 | C-7 |
| 58797499 | C-53 | 58974155 | B-11 | | F-11 | | C-25 |
| 58804444 | B-11 | | B-23 | | F-13 | 59130625 | C-7 |
| 58804451 | B-11 | 59004713 | H-9 | | F-19 | | C-25 |
| | B-23 | 59008664 | A-17 | 59101527 | D-87 | 59130633 | C-7 |
| 58827932 | C-3 | 59010173 | D-87 | 59101618 | F-41 | | C-25 |
| 58848979 | H-51 | | F-45 | 59101758 | F-47 | 59130641 | C-7 |
| | H-55 | | F-57 | 59101774 | F-47 | | C-25 |
| 58849159 | H-53 | 59015628 | H-31 | 59103598 | C-47 | 59130658 | C-7 |
| 58849829 | A-15 | | H-35 | | C-57 | | C-25 |
| 58851551 | G-3 | 59020065 | E-5 | | E-13 | 59130666 | C-7 |
| | G-5 | 59020214 | E-3 | | E-15 | | C-25 |
| 58869918 | G-7 | | H-131 | 59110932 | F-51 | 59130674 | C-7 |
| 58874389 | D-91 | 59020222 | E-3 | | F-53 | | C-25 |
| 58874397 | D-91 | | E-7 | | F-73 | 59130682 | C-7 |
| 58874751 | F-59 | 59020271 | E-3 | 59112011 | E-11 | | C-25 |
| 58877093 | D-11 | 59023747 | C-5 | | E-13 | 59130690 | C-7 |
| | D-19 | 59031567 | H-17 | 59113480 | H-23 | | C-25 |
| | D-25 | 59044297 | D-53 | 59113696 | D-5 | 59130708 | C-13 |
| 58878000 | C-3 | 59046904 | D-53 | | D-17 | | C-31 |
| 58880303 | D-91 | 59046920 | D-53 | 59113761 | D-53 | 59130716 | C-13 |
| 58880642 | H-115 | 59048926 | G-3 | 59115220 | C-3 | | C-31 |
| | | | | 59115469 | A-3 | | |

NUMERICAL INDEX

| COMM.NO. | PAGE | COMM.NO. | PAGE | COMM.NO. | PAGE | COMM.NO. | PAGE |
|----------|------|----------|------|----------|------|----------|-------|
| 59130724 | C-13 | 59131128 | C-11 | 59131318 | C-15 | 59136804 | F-7 |
| | C-31 | | C-29 | | C-17 | | F-11 |
| 59130732 | C-9 | 59131144 | C-11 | | C-19 | | F-13 |
| | C-27 | | C-29 | | C-33 | | F-19 |
| 59130757 | C-9 | 59131151 | C-11 | | C-35 | 59136879 | H-125 |
| | C-27 | | C-29 | | C-37 | 59137216 | C-47 |
| 59130773 | C-9 | 59131169 | C-11 | 59131326 | C-15 | 59137364 | C-53 |
| | C-27 | | C-29 | | C-17 | 59137448 | D-53 |
| 59130781 | C-9 | 59131177 | C-29 | | C-19 | 59137471 | C-53 |
| | C-27 | 59131185 | C-11 | | C-33 | 59137570 | C-47 |
| 59130799 | C-9 | 59131193 | C-13 | | C-35 | 59138289 | H-165 |
| | C-27 | | C-31 | | C-37 | 59138933 | A-17 |
| 59130807 | C-9 | 59131201 | C-13 | 59131334 | C-15 | 59142661 | D-45 |
| | C-27 | | C-31 | | C-17 | 59142851 | D-15 |
| 59130815 | C-9 | 59131219 | C-13 | | C-19 | | D-37 |
| | C-27 | | C-31 | | C-33 | 59143404 | C-15 |
| 59130823 | C-9 | 59131227 | C-13 | | C-35 | | C-33 |
| | C-27 | | C-31 | | C-37 | 59143412 | C-15 |
| 59130831 | C-9 | 59131235 | C-13 | 59131342 | C-15 | | C-33 |
| | C-27 | | C-31 | | C-33 | 59143420 | C-15 |
| 59130849 | C-9 | 59131243 | C-15 | 59131359 | C-15 | | C-19 |
| | C-27 | | C-19 | | C-17 | | C-37 |
| 59130856 | C-13 | | C-33 | | C-19 | 59143438 | C-15 |
| | C-31 | | C-37 | | C-33 | 59143453 | C-15 |
| 59130864 | C-13 | 59131250 | C-15 | | C-35 | | C-33 |
| | C-31 | | C-19 | | C-37 | 59143461 | C-15 |
| 59130872 | C-13 | | C-33 | 59131367 | C-15 | | C-33 |
| | C-31 | | C-37 | | C-17 | 59143479 | C-17 |
| 59130880 | C-13 | 59131268 | C-15 | | C-19 | | C-19 |
| | C-31 | | C-17 | | C-33 | | C-35 |
| 59130898 | C-31 | | C-19 | | C-35 | | C-37 |
| 59130906 | C-13 | | C-33 | | C-37 | 59143495 | C-17 |
| | C-31 | | C-35 | 59131375 | C-15 | | C-35 |
| 59130914 | C-13 | 59131276 | C-15 | | C-33 | 59143511 | C-19 |
| | C-31 | | C-17 | 59131383 | C-15 | | C-37 |
| 59130922 | C-13 | | C-19 | | C-33 | 59143537 | C-17 |
| | C-31 | | C-33 | 59131391 | C-15 | | C-35 |
| 59130930 | C-11 | | C-35 | | C-17 | 59143578 | C-21 |
| | C-29 | | C-37 | | C-19 | | C-39 |
| 59130948 | C-11 | 59131284 | C-15 | | C-33 | 59143594 | C-21 |
| | C-29 | | C-17 | | C-35 | | C-39 |
| 59130955 | C-11 | | C-19 | | C-37 | 59143610 | C-21 |
| 59130963 | C-11 | | C-33 | 59132084 | G-5 | | C-39 |
| 59130971 | C-11 | | C-35 | 59132118 | G-3 | 59143644 | C-19 |
| 59130989 | C-11 | | C-37 | | G-5 | | C-37 |
| | C-29 | 59131286 | C-37 | 59132134 | G-3 | 59143651 | C-19 |
| 59130997 | C-11 | 59131292 | C-15 | 59132142 | G-3 | | C-37 |
| | C-29 | | C-17 | | G-5 | 59143669 | C-19 |
| 59131003 | C-11 | | C-19 | 59132191 | G-3 | | C-37 |
| | C-29 | | C-33 | 59132324 | D-53 | 59143685 | C-19 |
| 59131011 | C-11 | | C-35 | 59133579 | C-9 | | C-37 |
| | C-29 | | C-37 | | C-27 | 59143693 | C-19 |
| 59131037 | C-11 | 59131300 | C-15 | 59135194 | F-7 | | C-37 |
| | C-29 | | C-17 | | F-11 | 59143701 | C-19 |
| 59131052 | C-11 | | C-19 | | F-13 | | C-37 |
| | C-29 | | C-33 | | F-19 | 59143719 | C-19 |
| 59131110 | C-7 | | C-35 | 59135681 | E-13 | | C-37 |
| | C-11 | | C-37 | | H-37 | 59143727 | C-21 |
| | C-25 | | | 59136226 | A-3 | | C-39 |
| | C-29 | | | | A-5 | 59143735 | C-21 |
| | | | | | | | C-39 |

NUMERICAL INDEX

| COMM.NO. | PAGE | COMM.NO. | PAGE | COMM.NO. | PAGE | COMM.NO. | PAGE |
|----------|-------|----------|-------|----------|-------|----------|-------|
| 59143743 | C-21 | 59148569 | D-5 | 59157792 | E-35 | 59194340 | E-21 |
| | C-39 | | D-17 | | H-65 | 59194506 | D-23 |
| 59143750 | C-21 | | D-47 | | H-103 | | D-29 |
| | C-39 | | D-49 | | H-115 | | D-35 |
| 59143776 | C-21 | | D-51 | | H-121 | | D-37 |
| | C-39 | | D-89 | | H-131 | | D-41 |
| 59143784 | C-23 | | G-7 | 59158212 | H-165 | 59194514 | D-9 |
| | C-41 | | H-75 | 59158410 | H-161 | | D-15 |
| 59143792 | C-23 | 59148692 | D-53 | | H-163 | | D-19 |
| 59143800 | C-23 | 59148767 | H-29 | 59158881 | H-65 | | D-39 |
| | C-41 | | H-31 | | H-103 | 59194522 | D-15 |
| 59143826 | C-23 | | H-33 | | H-161 | | D-27 |
| | C-41 | | H-35 | | H-163 | 59194548 | D-9 |
| 59143834 | C-23 | 59148825 | H-13 | | H-165 | | D-19 |
| | C-41 | | H-15 | 59158899 | H-161 | | D-27 |
| 59143842 | C-23 | 59149039 | C-53 | | H-163 | 59195644 | H-125 |
| | C-41 | | C-55 | 59158931 | D-49 | 59195651 | H-125 |
| 59143859 | C-23 | 59149088 | E-27 | | D-51 | 59195669 | H-125 |
| | C-41 | 59149138 | E-33 | 59159558 | D-5 | 59195909 | D-15 |
| 59143867 | C-23 | 59149146 | E-33 | | D-17 | | D-27 |
| | C-41 | 59149369 | H-131 | 59163758 | B-33 | 59197384 | H-137 |
| 59143883 | C-23 | | H-163 | 59165001 | D-53 | | H-143 |
| | C-41 | 59149484 | F-63 | 59166231 | G-3 | 59198549 | H-13 |
| 59143891 | C-23 | 59153312 | G-5 | 59166314 | G-5 | | H-115 |
| | C-41 | 59153643 | B-11 | 59168005 | H-125 | 59199141 | D-5 |
| 59143909 | C-23 | | B-23 | 59168377 | A-3 | | D-17 |
| | C-41 | 59153874 | B-13 | 59168823 | G-7 | 59199513 | F-61 |
| 59143917 | C-23 | | B-25 | 59169185 | H-113 | 59199687 | F-49 |
| | C-41 | 59154021 | B-13 | | H-117 | 59199695 | F-49 |
| 59143925 | C-23 | | B-25 | 59169656 | B-33 | 59211623 | F-37 |
| | C-41 | 59154203 | H-7 | 59169961 | F-15 | 59212696 | H-161 |
| 59143933 | C-41 | 59154211 | H-7 | 59174755 | H-13 | | H-163 |
| 59143941 | C-41 | 59154229 | H-7 | | H-15 | 59212746 | A-3 |
| 59143958 | C-41 | 59154245 | H-9 | 59174763 | H-31 | 59214270 | H-143 |
| 59143966 | C-41 | 59154252 | H-9 | | H-35 | 59218214 | B-7 |
| 59143974 | C-41 | 59154294 | H-7 | 59176503 | C-5 | | B-15 |
| 59143982 | C-41 | 59154302 | H-7 | 59179218 | C-45 | | B-19 |
| 59144006 | C-41 | 59154567 | H-25 | 59179457 | G-3 | | B-27 |
| 59144022 | C-41 | 59154575 | H-25 | 59180281 | A-3 | 59218339 | B-9 |
| 59144030 | C-41 | 59154583 | H-25 | 59180307 | A-15 | | B-21 |
| 59144048 | C-41 | 59154591 | H-25 | 59180695 | H-37 | 59221770 | F-3 |
| 59144055 | C-41 | 59154609 | H-25 | 59181024 | D-87 | 59221812 | H-125 |
| 59144097 | C-7 | 59154617 | H-25 | 59181248 | F-47 | 59221887 | F-3 |
| 59144105 | C-7 | 59154641 | D-15 | 59181479 | A-9 | 59221895 | F-3 |
| | C-25 | | D-33 | 59181537 | D-5 | 59224543 | B-31 |
| 59144113 | C-7 | 59154732 | E-21 | | D-17 | 59224550 | B-3 |
| | C-25 | 59154757 | D-15 | 59181545 | D-5 | | B-31 |
| 59144121 | C-9 | | D-33 | | D-17 | 59228874 | F-17 |
| | C-27 | | D-37 | 59181875 | E-11 | | F-23 |
| 59144295 | B-5 | 59154955 | D-45 | 59182410 | A-15 | 59231282 | F-51 |
| | H-125 | 59155101 | H-9 | 59182428 | A-11 | | F-53 |
| 59144394 | C-57 | 59155598 | D-15 | 59182485 | A-3 | | F-73 |
| 59144428 | A-11 | | D-27 | 59185074 | D-87 | 59231316 | F-51 |
| | A-15 | | D-45 | 59187518 | D-87 | | F-53 |
| 59146506 | B-13 | 59155747 | D-15 | 59187799 | A-7 | 59231324 | F-51 |
| | B-25 | | D-27 | 59194159 | B-11 | | F-53 |
| 59147314 | G-3 | | D-35 | | B-23 | 59231332 | F-51 |
| 59147991 | D-73 | 59157081 | E-35 | 59194167 | B-11 | | F-53 |
| | | | | | B-23 | 59231340 | F-51 |
| | | | | 59194316 | F-3 | | F-53 |
| | | | | 59194332 | E-21 | 59231357 | F-51 |

NUMERICAL INDEX

| COMM.NO. | PAGE | COMM.NO. | PAGE | COMM.NO. | PAGE | COMM.NO. | PAGE |
|----------|-------|----------|-------|----------|-------|----------|-------|
| 59231365 | F-51 | 59267211 | F-29 | 59281816 | D-55 | 59299099 | F-23 |
| | F-53 | | F-31 | 59281907 | H-115 | | F-25 |
| 59231373 | F-51 | | F-33 | | H-119 | | H-137 |
| | F-53 | | F-35 | 59281915 | H-115 | | H-143 |
| 59231381 | F-51 | 59267633 | F-17 | | H-119 | 59299123 | E-11 |
| | F-53 | | F-23 | 59281923 | H-115 | 59299230 | F-17 |
| 59231399 | F-51 | | F-29 | | H-119 | | F-19 |
| | F-53 | | F-33 | 59281956 | H-29 | 59299339 | F-45 |
| 59231407 | F-51 | | F-39 | | H-31 | 59299388 | F-45 |
| | F-53 | 59267682 | F-39 | | H-33 | 59300129 | F-59 |
| 59231415 | F-51 | 59267690 | F-17 | | H-35 | 59300152 | F-59 |
| | F-53 | | F-23 | 59282251 | H-39 | 59302554 | C-3 |
| | F-55 | | F-39 | | H-43 | 59311621 | C-43 |
| 59231423 | F-51 | 59267724 | F-29 | 59282269 | H-39 | 59311670 | C-43 |
| | F-53 | | F-31 | | H-43 | 59312801 | C-43 |
| | F-55 | | F-33 | 59282483 | H-129 | 59325712 | D-5 |
| 59231431 | F-51 | | F-35 | 59282723 | F-39 | | E-17 |
| | F-53 | 59267831 | F-11 | | F-41 | | E-19 |
| | F-55 | | F-13 | 59283481 | F-59 | | E-33 |
| 59231449 | F-51 | 59267849 | F-39 | 59283598 | F-59 | | H-135 |
| | F-53 | | F-41 | 59283606 | F-59 | | H-141 |
| 59231456 | F-51 | 59267856 | F-29 | 59285106 | H-125 | 59327890 | C-5 |
| | F-53 | | F-31 | 59291179 | C-5 | 59327908 | C-3 |
| 59231464 | F-51 | | F-33 | 59293845 | H-39 | 59327932 | H-127 |
| | F-53 | | F-35 | | H-43 | 59328492 | C-51 |
| 59231472 | F-51 | 59268003 | A-5 | 59295113 | C-47 | 59329680 | F-29 |
| | F-53 | 59268144 | F-41 | 59295147 | F-45 | | F-33 |
| 59231480 | F-51 | 59268284 | D-87 | 59296053 | F-13 | 59331934 | C-47 |
| | F-53 | 59269134 | F-7 | 59296319 | B-3 | 59352476 | C-53 |
| 59231498 | F-53 | | F-11 | | B-31 | 59352542 | C-53 |
| 59231506 | F-51 | | F-13 | | H-129 | 59359836 | H-7 |
| | F-53 | 59269605 | H-129 | 59296590 | F-39 | | H-9 |
| 59243006 | B-17 | 59269647 | F-7 | | F-41 | 59360735 | H-7 |
| | B-25 | | H-137 | 59297291 | F-27 | 59363259 | A-17 |
| | B-29 | | H-143 | | H-157 | | C-47 |
| 59246835 | B-11 | 59270322 | A-7 | 59297341 | F-7 | 59365130 | E-5 |
| | B-23 | 59270330 | A-3 | | F-9 | 59378687 | H-5 |
| 59248567 | C-7 | 59270363 | A-3 | 59297630 | F-43 | 59392795 | D-57 |
| | C-11 | 59271023 | H-137 | 59297671 | F-39 | | D-59 |
| 59250530 | H-133 | | H-143 | 59297739 | F-37 | 59396366 | H-95 |
| 59250548 | H-133 | 59272450 | B-3 | 59297788 | F-29 | | H-131 |
| 59250563 | H-133 | | B-31 | | F-33 | 59397059 | E-37 |
| 59250647 | H-133 | | F-3 | 59297796 | F-13 | 59398016 | E-27 |
| 59255612 | B-3 | | H-129 | 59297804 | F-21 | 59398925 | C-53 |
| 59255836 | A-3 | 59272534 | H-131 | 59298406 | F-23 | 59408534 | H-47 |
| 59255950 | H-129 | 59272567 | D-51 | | F-25 | 59408542 | H-115 |
| 59255968 | H-129 | 59272583 | F-67 | | H-137 | | H-117 |
| 59257691 | H-129 | 59272591 | F-67 | | H-143 | 59409193 | H-73 |
| 59258145 | F-17 | 59272609 | F-67 | 59298554 | F-39 | | H-85 |
| 59259879 | F-9 | 59272617 | F-67 | | F-41 | | H-111 |
| 59264820 | E-15 | 59272633 | F-9 | 59298588 | F-39 | | H-145 |
| 59265389 | B-3 | 59273755 | D-55 | 59298786 | F-17 | | H-147 |
| | B-31 | 59273862 | F-15 | 59298943 | F-33 | 59413757 | C-5 |
| | H-129 | 59276469 | H-125 | | H-143 | 59436741 | A-5 |
| 59265827 | E-11 | 59276733 | F-25 | 59298984 | F-33 | | D-49 |
| 59266981 | F-7 | | H-137 | 59299081 | F-23 | | D-51 |
| 59267039 | F-17 | | H-143 | | F-25 | 59436758 | A-5 |
| 59267047 | F-17 | 59276824 | F-25 | | H-137 | | D-49 |
| 59267096 | F-7 | | H-137 | | H-143 | | D-51 |
| | F-17 | | H-143 | | | 59436865 | E-15 |
| | | 59277038 | D-87 | | | 59436899 | D-51 |

NUMERICAL INDEX

| COMM.NO. | PAGE | COMM.NO. | PAGE | COMM.NO. | PAGE | COMM.NO. | PAGE |
|----------|-------|----------|-------|----------|-------|----------|-------|
| 59436931 | E-11 | 59544213 | C-5 | 59769364 | B-11 | 59919654 | H-5 |
| 59442046 | E-3 | 59545616 | D-45 | | B-17 | | H-65 |
| 59447177 | C-47 | 59558650 | H-9 | | B-23 | | H-81 |
| 59450734 | D-87 | 59565036 | F-13 | | B-29 | | H-103 |
| 59451393 | F-13 | | F-17 | 59778332 | B-9 | 59919670 | H-23 |
| | H-137 | | F-19 | | B-21 | | H-49 |
| | H-143 | | H-137 | 59790824 | B-7 | | H-65 |
| 59451815 | F-45 | | H-143 | | B-11 | | H-81 |
| | F-57 | 59565051 | B-3 | | B-19 | | H-103 |
| 59454215 | F-45 | | B-31 | | B-23 | | H-115 |
| 59454769 | G-5 | | H-129 | 59790865 | B-11 | | H-117 |
| 59454801 | F-9 | 59583427 | F-23 | | B-23 | | H-121 |
| 59454991 | F-13 | | H-137 | 59791004 | B-11 | | H-165 |
| | F-27 | | H-143 | | B-23 | 59921056 | H-5 |
| | F-47 | 59583450 | E-3 | 59793489 | B-7 | 59922211 | H-73 |
| | H-137 | | E-5 | | B-19 | | H-85 |
| | H-143 | | F-59 | 59793588 | B-7 | | H-111 |
| | H-157 | | H-49 | | B-19 | | H-145 |
| 59455097 | G-3 | 59583468 | E-3 | 59794115 | B-11 | | H-147 |
| | G-5 | | E-5 | | B-23 | 59922260 | H-17 |
| 59455154 | B-3 | | F-23 | 59794123 | B-11 | 59922302 | A-15 |
| | B-31 | | H-137 | 59816322 | C-5 | | H-3 |
| | F-3 | | H-143 | 59816447 | D-55 | 59922336 | H-65 |
| | F-9 | 59583484 | H-47 | 59854828 | C-53 | | H-103 |
| | F-45 | 59583500 | D-77 | | E-21 | 59922419 | H-63 |
| | F-59 | | D-81 | | E-31 | | H-73 |
| | H-125 | | E-5 | | E-35 | | H-77 |
| | H-129 | | H-37 | | E-39 | | H-85 |
| 59455261 | F-3 | | H-47 | 59854877 | C-53 | | H-97 |
| | F-13 | | H-135 | | E-21 | | H-111 |
| | H-125 | | H-137 | | E-31 | | H-115 |
| 59455766 | F-3 | | H-141 | | E-35 | | H-117 |
| | F-13 | | H-143 | | E-39 | | H-145 |
| | F-45 | 59583518 | D-77 | 59854943 | E-21 | | H-147 |
| 59456178 | F-11 | | D-81 | | E-31 | 59922492 | H-21 |
| 59456236 | F-59 | | F-3 | | E-39 | | H-27 |
| 59456376 | F-13 | | H-37 | 59866863 | H-5 | | H-65 |
| | H-137 | | H-137 | 59866970 | C-53 | | H-81 |
| | H-143 | | H-143 | 59887182 | A-3 | | H-103 |
| 59456889 | C-43 | 59587824 | F-23 | | C-47 | | H-113 |
| 59456962 | F-11 | | H-143 | | C-49 | | H-117 |
| | F-23 | 59607200 | F-7 | | D-87 | 59922518 | H-141 |
| 59461152 | F-65 | | F-25 | | E-15 | | H-145 |
| 59462895 | F-11 | | H-137 | 59889162 | E-35 | | H-147 |
| 59464610 | D-85 | | H-143 | | F-47 | 59922542 | H-37 |
| 59465377 | H-19 | 59630798 | F-7 | 59891002 | E-5 | | H-65 |
| 59465641 | C-57 | | F-59 | 59895151 | E-35 | | H-81 |
| | E-7 | 59637348 | B-33 | 59896118 | C-43 | | H-103 |
| | H-3 | 59656322 | C-51 | 59903138 | H-137 | | H-115 |
| 59465658 | E-3 | 59670554 | E-31 | | H-143 | | H-117 |
| | H-131 | 59673137 | H-3 | 59918441 | H-103 | | H-121 |
| 59475152 | H-125 | 59698811 | H-9 | 59918532 | H-65 | 59922559 | H-73 |
| 59481572 | C-9 | 59746248 | F-23 | | H-103 | | H-85 |
| | C-27 | | H-47 | 59918540 | H-161 | | H-111 |
| 59483339 | E-37 | | H-135 | | H-163 | | H-145 |
| 59493304 | F-65 | | H-137 | 59918615 | H-63 | | H-147 |
| 59510065 | F-45 | | H-141 | | H-131 | 59922583 | C-51 |
| | F-57 | | H-143 | | H-163 | | |
| 59524447 | B-33 | | | | | | |
| 59539569 | C-3 | | | | | | |
| | C-5 | | | | | | |

NUMERICAL INDEX

| COMM.NO. | PAGE | COMM.NO. | PAGE | COMM.NO. | PAGE | COMM.NO. | PAGE |
|----------|-------|----------|-------|----------|-------|----------|-------|
| 59922591 | C-49 | 59923466 | H-27 | 95223434 | F-39 | 95920526 | H-37 |
| | C-51 | 59923490 | H-73 | 95231031 | F-49 | | H-135 |
| | H-65 | | H-85 | | F-57 | | H-141 |
| | H-73 | | H-111 | | F-71 | 95920757 | H-131 |
| | H-81 | | H-145 | 95246393 | F-59 | 95920815 | B-3 |
| | H-85 | | H-147 | 95250692 | C-49 | | B-31 |
| | H-103 | 59923813 | H-11 | 95286266 | C-47 | | C-3 |
| | H-111 | 59923961 | H-161 | 95287629 | B-5 | 95922068 | E-33 |
| | H-145 | | H-163 | | H-161 | 95922175 | F-59 |
| | H-147 | 59924027 | H-73 | | H-163 | 95922183 | D-11 |
| 59922641 | H-73 | | H-85 | 95301867 | C-47 | 95922258 | A-9 |
| | H-85 | | H-111 | 95301875 | D-49 | | A-13 |
| | H-111 | | H-145 | | D-51 | 95922266 | E-21 |
| | H-147 | | H-147 | 95302683 | C-47 | | E-31 |
| 59922658 | H-11 | 59924050 | H-165 | 95322871 | H-165 | 95922290 | C-3 |
| 59922682 | H-11 | 59924241 | D-57 | 95325882 | F-15 | 95922324 | H-129 |
| 59922690 | A-15 | | D-59 | 95329967 | H-161 | 95922332 | D-5 |
| | H-3 | 59929026 | F-59 | | H-163 | | D-17 |
| 59922807 | H-5 | | H-49 | 95356853 | A-11 | | D-49 |
| | H-21 | 59929182 | H-65 | | A-17 | | D-51 |
| | H-65 | | H-81 | 95365078 | F-59 | 95922340 | H-129 |
| | H-81 | | H-103 | 95365086 | H-161 | 95922365 | H-3 |
| | H-103 | | H-113 | | H-163 | 95922373 | D-87 |
| | H-113 | | H-115 | 95373973 | E-31 | | H-21 |
| | H-115 | | H-117 | | E-37 | 95922399 | F-69 |
| | H-117 | | H-121 | 95378873 | A-17 | 95922423 | A-3 |
| | H-163 | 59947507 | G-5 | | H-125 | | F-69 |
| 59922823 | H-65 | 59962324 | F-9 | 95405221 | H-161 | 95922894 | D-87 |
| | H-73 | | H-37 | | H-163 | 95923298 | D-11 |
| | H-81 | 59962639 | H-47 | 95424586 | C-47 | | D-27 |
| | H-85 | 59963538 | C-51 | | H-51 | 95923926 | A-3 |
| | H-103 | 59973511 | C-57 | | H-55 | 95924007 | F-17 |
| | H-111 | | E-7 | 95428520 | F-77 | 95929030 | D-49 |
| | H-115 | 59974915 | C-57 | | F-79 | | D-51 |
| | H-117 | 59987537 | A-5 | 95457586 | D-49 | 95929766 | D-49 |
| | H-145 | 90502816 | B-13 | | D-51 | | D-51 |
| | H-147 | 91300970 | H-161 | | E-7 | 95929782 | D-45 |
| 59922864 | H-23 | | H-163 | 95480117 | F-59 | 95929790 | D-49 |
| | H-47 | 95008801 | F-13 | 95660601 | A-15 | | D-51 |
| | H-113 | 95021184 | D-49 | | H-3 | 95931358 | H-129 |
| | H-117 | | D-51 | 95671285 | C-47 | 95931440 | D-87 |
| 59922880 | H-49 | 95038030 | C-5 | | D-57 | 95931481 | F-11 |
| 59922898 | H-17 | 95067658 | H-27 | | D-59 | | F-23 |
| | H-21 | 95201547 | B-3 | 95713798 | D-9 | | F-29 |
| | H-27 | | B-31 | | D-19 | | F-31 |
| | H-37 | | F-3 | | D-29 | | F-33 |
| | H-65 | | F-29 | 95737573 | F-21 | | F-35 |
| | H-103 | | F-33 | 95887436 | H-95 | 95943346 | E-33 |
| | H-115 | | F-39 | 95894481 | F-23 | 95944468 | F-41 |
| | H-117 | | F-45 | 95912648 | B-5 | 95958591 | H-129 |
| 59922930 | H-5 | | H-125 | 95919221 | H-21 | 95972014 | F-7 |
| | H-81 | | H-129 | 95919551 | F-69 | 95972295 | A-11 |
| | H-121 | 95208971 | F-3 | 95919569 | H-3 | | A-15 |
| 59922971 | C-49 | | F-13 | 95919775 | E-21 | 95972451 | C-3 |
| 59923078 | H-161 | | F-17 | | E-31 | 95985479 | F-7 |
| | H-163 | | H-127 | 95920021 | F-69 | | F-39 |
| 59923094 | H-73 | 95213021 | F-17 | 95920096 | C-5 | | F-41 |
| | H-85 | 95222964 | F-21 | 95920377 | D-17 | 95987392 | H-125 |
| | H-111 | 95223087 | F-37 | 95920419 | H-3 | 95988721 | H-3 |
| | H-145 | 95223178 | F-43 | 95920435 | D-3 | 95992590 | A-11 |
| | H-147 | 95223327 | F-17 | | | | |

NUMERICAL INDEX

| COMM.NO. | PAGE | COMM.NO. | PAGE | COMM.NO. | PAGE | COMM.NO. | PAGE |
|----------|-------|----------|-------|----------|-------|----------|-------|
| 95992608 | B-5 | 96702279 | A-19 | 96702782 | D-71 | 96704606 | C-5 |
| | B-31 | | C-47 | | D-73 | | C-47 |
| | F-3 | | D-87 | 96702808 | F-59 | | C-51 |
| | H-129 | | E-7 | 96702816 | C-57 | | D-5 |
| 95992616 | F-3 | | F-17 | | D-3 | | D-17 |
| | F-45 | | H-3 | | E-3 | | D-49 |
| 95992624 | F-3 | | H-59 | | E-5 | | D-51 |
| 96701370 | C-5 | | H-75 | | H-131 | | D-87 |
| | E-11 | | H-95 | 96702824 | A-3 | | E-3 |
| | E-13 | | H-127 | | D-57 | | E-11 |
| | H-131 | | H-137 | | D-59 | | E-15 |
| 96701461 | A-7 | | H-143 | | E-7 | | F-47 |
| | F-47 | 96702287 | C-45 | | H-37 | 96704614 | D-87 |
| | H-131 | | H-113 | 96702840 | D-87 | | H-59 |
| 96701479 | A-3 | | H-117 | 96702865 | D-45 | | H-75 |
| | E-5 | | H-125 | | E-35 | | H-95 |
| | E-11 | | H-159 | 96703012 | E-21 | | H-165 |
| | E-13 | | H-165 | 96703111 | A-9 | 96704622 | F-47 |
| | F-11 | 96702311 | B-3 | | A-13 | 96704713 | C-5 |
| | F-13 | | B-31 | 96703129 | H-125 | 96704812 | D-73 |
| | H-47 | | F-3 | 96703657 | H-125 | | E-7 |
| | H-125 | | H-125 | 96703756 | D-49 | 96704838 | F-17 |
| | H-137 | 96702329 | H-129 | | D-51 | 96704903 | D-49 |
| | H-143 | 96702386 | D-45 | | G-7 | | D-51 |
| 96701495 | A-17 | | D-49 | | H-129 | 96705009 | D-81 |
| | C-43 | | D-51 | 96703798 | D-71 | | E-13 |
| | C-47 | | H-99 | 96703863 | A-3 | | E-21 |
| | D-87 | 96702394 | D-27 | 96703962 | H-127 | | H-117 |
| | F-9 | | D-49 | 96704176 | E-11 | 96705041 | C-47 |
| | H-125 | | D-51 | 96704218 | C-47 | | C-49 |
| 96701545 | F-3 | | H-59 | 96704283 | F-17 | | D-87 |
| | F-45 | | H-75 | | F-23 | | E-3 |
| 96701552 | H-125 | | H-95 | 96704291 | C-47 | 96705082 | H-75 |
| 96701917 | D-5 | 96702402 | C-5 | | D-27 | 96705132 | D-47 |
| | D-17 | | D-77 | 96704317 | A-19 | 96705140 | F-47 |
| | F-45 | | D-81 | 96704341 | F-23 | 96705165 | D-49 |
| | F-57 | | D-87 | | H-137 | | D-51 |
| 96701941 | D-73 | | E-5 | | H-143 | 96705249 | F-33 |
| 96701958 | D-5 | | F-7 | 96704416 | A-7 | | H-143 |
| | D-7 | | F-25 | 96704432 | F-13 | 96705272 | F-13 |
| | D-9 | | F-41 | | F-17 | 96705553 | D-17 |
| | D-17 | | H-135 | | F-23 | | E-3 |
| | D-19 | | H-137 | | F-39 | | E-5 |
| | D-21 | | H-141 | 96704564 | A-3 | | H-49 |
| | D-27 | | H-143 | | H-95 | 96705587 | C-51 |
| | D-75 | 96702410 | C-3 | | H-131 | | D-49 |
| | H-99 | | E-5 | 96704580 | D-25 | | D-51 |
| 96702170 | F-13 | | F-7 | | D-49 | | D-77 |
| 96702261 | F-23 | 96702600 | H-125 | | D-51 | | D-87 |
| | H-137 | 96702659 | C-43 | 96704598 | A-3 | | F-47 |
| | H-143 | | C-47 | | A-7 | 96705595 | H-125 |
| | | | C-53 | | D-25 | 96705603 | B-3 |
| | | | D-81 | | D-49 | | B-31 |
| | | | E-21 | | E-7 | 96705637 | H-125 |
| | | | H-17 | | F-47 | 96705728 | D-49 |
| | | | H-19 | | H-131 | | D-51 |
| | | | H-131 | | | | |
| | | 96702774 | F-11 | | | | |
| | | | F-13 | | | | |
| | | | F-39 | | | | |

NUMERICAL INDEX

| COMM.NO. | PAGE | COMM.NO. | PAGE | COMM.NO. | PAGE | COMM.NO. | PAGE |
|----------|-------|----------|-------|----------|-------|----------|-------|
| 96705736 | D-5 | 96727011 | F-29 | 96740030 | F-3 | 96741046 | A-3 |
| | D-17 | | F-31 | | H-137 | | A-7 |
| | D-23 | | F-33 | | H-143 | | A-19 |
| | D-25 | | F-35 | 96740204 | D-77 | | C-3 |
| | D-49 | 96727532 | B-3 | | D-81 | | C-5 |
| | D-51 | | B-31 | 96740337 | B-3 | | C-47 |
| 96705769 | D-49 | 96727995 | F-23 | | B-31 | | D-71 |
| | D-51 | 96728142 | E-29 | | H-129 | | D-73 |
| 96706742 | F-23 | | H-47 | 96740352 | F-17 | | D-87 |
| | F-27 | | H-125 | 96740485 | F-9 | | E-5 |
| | F-39 | 96728233 | F-47 | 96741020 | C-57 | | E-7 |
| | H-157 | 96728357 | A-7 | | D-49 | | E-11 |
| 96706809 | D-27 | 96728431 | D-45 | | D-51 | | E-13 |
| | D-49 | | H-113 | 96741038 | C-43 | | F-7 |
| 96711833 | D-5 | 96728530 | F-17 | | C-47 | | F-13 |
| | D-73 | 96728548 | D-5 | | C-51 | | F-29 |
| | F-39 | | D-17 | | C-53 | | F-33 |
| | H-75 | 96728696 | D-49 | | D-3 | | F-39 |
| | H-125 | | D-51 | | D-27 | | F-45 |
| | H-159 | 96728712 | A-7 | | D-57 | | F-47 |
| 96711874 | E-37 | 96728787 | H-113 | | D-59 | | H-3 |
| 96712146 | F-7 | | H-117 | | D-87 | | H-47 |
| | F-11 | 96733910 | D-5 | | E-3 | | H-59 |
| | F-19 | | D-17 | | E-5 | | H-75 |
| 96712237 | A-9 | 96737499 | E-35 | | E-7 | | H-95 |
| | A-13 | 96738349 | F-3 | | E-11 | | H-113 |
| | C-43 | | F-45 | | E-13 | | H-117 |
| 96712674 | D-17 | 96738547 | G-7 | | E-15 | | H-125 |
| | D-85 | 96738554 | D-27 | | E-21 | | H-165 |
| | E-5 | | D-43 | | E-29 | 96741053 | A-7 |
| | H-117 | | D-45 | | F-41 | | D-5 |
| 96714399 | C-45 | | D-49 | | F-47 | | D-7 |
| | E-37 | | D-51 | | H-17 | | D-9 |
| 96714423 | E-21 | | E-33 | | H-19 | | D-17 |
| 96714449 | D-47 | | E-35 | | H-113 | | D-19 |
| 96714779 | D-73 | | H-99 | | H-125 | | D-21 |
| 96714910 | C-3 | 96738596 | A-17 | | H-131 | | D-25 |
| | C-5 | | A-19 | | | | D-45 |
| 96714985 | H-59 | | B-5 | | | | D-49 |
| | H-95 | | B-31 | | | | D-51 |
| 96715073 | H-129 | | C-47 | | | | D-75 |
| 96715131 | H-137 | | C-53 | | | | E-7 |
| | H-143 | | C-57 | | | | E-21 |
| 96717525 | D-87 | | D-73 | | | | E-37 |
| 96718689 | H-139 | | D-87 | | | | F-23 |
| | H-143 | | E-7 | | | | H-59 |
| 96718978 | C-51 | | E-39 | | | | H-75 |
| | E-5 | | F-9 | | | | H-95 |
| 96719190 | E-11 | | F-25 | | | | H-99 |
| 96719265 | D-87 | | F-47 | | | | H-131 |
| 96719786 | D-5 | | F-59 | | | | H-137 |
| | F-59 | | H-125 | | | | F-17 |
| 96719851 | C-53 | | H-129 | | | | F-23 |
| 96720164 | H-59 | | H-137 | | | | F-29 |
| | H-95 | | H-143 | | | | H-137 |
| 96720172 | F-23 | 96738646 | B-3 | | | | H-143 |
| | H-139 | | B-31 | | | | F-47 |
| 96721022 | D-27 | | H-125 | | | | A-19 |
| 96724752 | F-77 | 96739750 | D-5 | | | | F-45 |
| | F-79 | | D-17 | | | | H-129 |
| 96726435 | E-15 | | | | | | |

NUMERICAL INDEX

| COMM.NO. | PAGE | COMM.NO. | PAGE | COMM.NO. | PAGE | COMM.NO. | PAGE |
|----------|------------|----------|------|----------|------|----------|------|
| 96743984 | D-5 | | | | | | |
| | D-17 | | | | | | |
| 96744016 | F-77 | | | | | | |
| | F-79 | | | | | | |
| 96745906 | D-89 | | | | | | |
| 96745914 | D-73 | | | | | | |
| 96745997 | E-37 | | | | | | |



MATERIAL HANDLER WARRANTY

Ingersoll-Rand Company ("IR") warrants to its and its affiliates' authorized distributors, who in turn warrant to the initial user only, that each new Ingersoll-Rand material handler sold by the distributor will be free from proven defects in material and workmanship for the following period:

- VR Series and RT-700G and H Series limited to **1 year** or **1,000 hours** of operation, from date of entry into service, or **twenty-four** (24) months from the date of delivery from the factory to the distributor, whichever occurs first.
- RT-700J Series limited to **3 years** or **3,000 hours** of operation from date of entry into service, or **forty-eight** (48) months from date of delivery from the factory to the distributor, whichever occurs first

During the warranty period, the authorized distributor shall repair or replace, at IR's option, any part that is found upon inspection to be defective in material or workmanship. Such part will be repaired or replaced without charge for parts and labor to the initial user by the authorized distributor. The initial user shall provide the authorized distributor with prompt notification of the defect and allow reasonable time for repair or replacement. IR may require failed parts to be returned to the factory. Transportation of the product to the authorized distributor is the responsibility of the user. The remedies provided in this warranty are exclusive.

This warranty does not apply to failures occurring as a result of abuse, misuse, negligent repairs, corrosion, erosion and normal wear and tear, alterations or modifications made to the product without the express written consent of IR, or failure to follow the recommended operating practices and maintenance procedures as provided in the product's operating and maintenance publications. This warranty does not cover replacement of scheduled service items such as oil, filters, and wear items. This warranty does not apply to engines (including engine electrical components) and tires or other accessories and equipment furnished by IR, but manufactured by others. The initial user shall rely solely on the warranty, if any, of the respective manufacturers thereof.

THIS WARRANTY IS EXCLUSIVE AND IN LIEU OF ALL OTHER WARRANTIES AND CONDITIONS (EXCEPT FOR THE WARRANTY OF TITLE), EXPRESS OR IMPLIED. IR DISCLAIMS ALL OTHER WARRANTIES AND CONDITIONS, EXPRESS OR IMPLIED, INCLUDING ANY IMPLIED WARRANTIES OR CONDITIONS OF MERCHANTABILITY OR FITNESS FOR A PARTICULAR PURPOSE.

IN NO EVENT SHALL IR OR ANY OF ITS AFFILIATES, SUBSIDIARIES OR AUTHORIZED DISTRIBUTORS BE LIABLE FOR ANY SPECIAL, INCIDENTAL, INDIRECT OR CONSEQUENTIAL DAMAGES WHATSOEVER, INCLUDING, BUT NOT LIMITED TO, LOSS OR INTERRUPTION OF BUSINESS, LOST PROFITS, OR LOSS OF MACHINE USE, WHETHER BASED ON CONTRACT, WARRANTY, TORT, NEGLIGENCE, STRICT LIABILITY, STATUTE OR OTHERWISE, EVEN IF IR OR ANY OF ITS AFFILIATES, SUBSIDIARIES OR AUTHORIZED DISTRIBUTORS HAS BEEN ADVISED OF THE POSSIBILITY OF SUCH DAMAGES. THE TOTAL LIABILITY OF IR, ITS AFFILIATES, SUBSIDIARIES AND AUTHORIZED DISTRIBUTORS WITH RESPECT TO THE PRODUCT FURNISHED HEREUNDER SHALL NOT EXCEED THE PURCHASE PRICE OF THE PRODUCT UPON WHICH SUCH LIABILITY IS BASED, EXCEPT FOR CLAIMS FOR PERSONAL INJURY.

CPN: 13851266

February 2006



Road Development

Ingersoll Rand Company
312 Ingersoll Road
Shippensburg, Pa 17257